

Vonysha Goodwin
Jefferson County Treasurer

TREASURER'S CERTIFICATION

I, Vonysha Goodwin, Treasurer of Jefferson County, Arkansas, do hereby certify that the following report is true and correct to the best of my knowledge and belief.

Vonysha Goodwin, Subscribed and sworn to before me
this the 2nd day of February, 2018.

**JEFFERSON COUNTY
TREASURER'S REPORT
Financial Highlights
January, 2018**

** NEW COLUMN

	1/1/2018	1/31/2018	1/31/2017	2018	2017	DIFF(-)+ AT A GLANCE
1 ALL FUNDS COMBINED						
2 BALANCE	8,800,829.50	7,788,846.71	7,823,833.26			
3 RECEIPTS		5,718,427.44	5,235,570.37	5,718,427.44	5,235,570.37	482,857.07
4 EXPENDITURES		6,730,410.23	5,429,124.24	6,730,410.23	5,429,124.24	1,301,285.99
5						
6 CO. GENERAL FUND-1000						
7 BALANCE	2,064,515.99	1,715,384.41	1,592,371.26			
8 REVENUE PROJECTIONS	9,512,050.81	9,512,050.81	9,760,050.00			
9 APPROPRIATION	8,386,417.48	8,386,417.48	8,687,626.27			
10 RECEIPTS		551,664.08	495,721.99	551,664.08	495,721.99	55,942.09
11 EXPENDITURES		900,795.66	782,470.29	900,795.66	782,470.29	118,325.37
12 AVAILABLE FOR APPROPRIATION		174,428.25	96,418.73			
13						
14 CO. ROAD FUND-2000						
15 BALANCE	1,340,328.76	1,173,745.33	985,013.54			
16 REVENUE PROJECTIONS	5,280,600.00	5,280,600.00	5,271,025.00			
17 APPROPRIATION	4,332,243.00	4,332,243.00	3,622,264.00			
18 RECEIPTS		305,407.26	270,976.23	305,407.26	270,976.23	34,431.03
19 EXPENDITURES		471,990.69	288,270.45	471,990.69	288,270.45	183,720.24
20 AVAILABLE FOR APPROPRIATION		420,297.00	1,121,658.50			
21						
22 CO. ADULT JAIL FUND-1813						
23 BALANCE	12,005.76	2.69	31,445.03			
24 REVENUE PROJECTIONS	5,020,195.43	5,020,195.43	4,102,700.00			
25 APPROPRIATION	4,525,190.59	4,525,190.59	3,971,000.00			
26 RECEIPTS		365,052.95	260,458.01	365,052.95	260,458.01	104,594.94
27 EXPENDITURES		377,056.02	242,484.19	377,056.02	242,484.19	134,571.83
28 AVAILABLE FOR APPROPRIATION		(7,014.70)	-278,570.00			
29						
30 DISTRICT COURT FUND-1819						
31 BALANCE	1.22	64,441.52	2350.46			
32 REVENUE PROJECTIONS	486,668.00	486,668.00	486,668.00			
33 APPROPRIATION	486,668.00	486,668.00	486,668.00			
34 RECEIPTS		146,874.18	82,360.28	146,874.18	82,360.28	64,513.90
35 EXPENDITURES		82,433.88	80,009.83	82,433.88	80,009.83	2,424.05
36 AVAILABLE FOR APPROPRIATION		0.00	0.00			
37						
38						
39 JUVENILE JUSTICE FUND-1803						
40 BALANCE	22,880.32	3.27	12,054.29			
41 REVENUE PROJECTIONS	1,929,030.02	1,929,030.02	1,556,100.00			
42 APPROPRIATION	1,855,120.02	1,855,120.02	1,550,000.00			
43 RECEIPTS		165,072.60	93,078.39	165,072.60	93,078.39	71,994.21
44 EXPENDITURES		187,949.65	148,302.94	187,949.65	148,302.94	39,646.71
45 AVAILABLE FOR APPROPRIATION		(118,993.00)	-149,510.00			
46						
47 DETENTION FACILITIES M & O FUND-3017						
48 BALANCE	1,149,550.47	934,552.49	1,354,050.45			
49 REVENUE PROJECTIONS	2,558,000.00	2,558,000.00	2,636,000.00			
50 APPROPRIATION	2,302,200.00	2,302,200.00				
51 RECEIPTS		191,771.79	189,469.04	191,771.79	189,469.04	2,302.75
52 EXPENDITURES		406,769.77	67,622.01	406,769.77	67,622.01	339,147.76
53 AVAILABLE FOR APPROPRIATION		0.00				
54						
55 PUBLIC SAFETY SALES TAX FUND-1805						
56 BALANCE	315,309.82	188,697.03	496,679.15			
57 REVENUE PROJECTIONS	2,894,278.84	2,894,278.84	2,730,500.00			
58 APPROPRIATION	2,386,321.28	2,386,321.28	1,828,340.52			
59 RECEIPTS		197,261.76	194,796.13	197,261.76	194,796.13	2,465.63
60 EXPENDITURES		323,874.55	162,390.75	323,874.55	162,390.75	161,483.80
61 AVAILABLE FOR APPROPRIATION		218,529.68	629,109.48			
62						
63 INTEREST EARNED-6011		4,600.34	753.96	4,600.34	753.96	3,846.38

Bank Ledger

Jefferson County Treasurer

Bank Name	Account Num	Last Transaction Date	Balance (2/1/2018)
5001 - Simmons Bank	5001	2/1/2018	1,540,440.37
5003 - Relyance Bank	5003	1/31/2018	3,184,940.76
5005 - SFNB Federal Grants Account	5005	1/31/2018	113,465.58
5021 - SFNB Check/Warrant Account	5021	1/31/2018	0.00
5075 - SFNB T-Note; 2/26/2021 @1.125	5075	1/1/2018	500,000.00
5076 - SFNB T-Note; 3/30/21@ 1.00	5076	1/31/2018	500,000.00
5077 - SFNB T-Note; 3/30/21@ 1.125	5077	1/1/2018	500,000.00
5078 - SFNB T-Note; 4/28/21 @1.125	5078	1/1/2018	500,000.00
5079 - SFNB T-Note; 4/28/23 1.25 Step	5079	1/1/2018	450,000.00
5067 - SFNB T-Note; 7/26/24 @1.500	5067	1/1/2018	500,000.00
			Tot : \$7,788,846.71

General Ledger Balances by Fund -- Month 1 (FY2018)

Parameters: Date Range: 1/1/2018-1/31/2018 Selected Funds: 131 Summary

Fund - Revenue Code	Beginning Balance	Cash Receipts	Void Checks	Transfer In	Tax Transfer In	Com Earned	Receipts	Warrants Paid	Transfer Out	Tax Transfer Out	Com Charged	Other Checks	Ending Balance
1000 * County General Fund	2,064,515.99	192,130.57	204.55	64,502.69	295,995.45	0.00	(964.63)	(867,583.24)	(26,214.00)	0.00	(7,202.97)	0.00	1,715,384.41
1801 Mtg Revenue Bond	13,615.44	0.00	0.00	0.00	0.00	0.00	0.00	0.00	0.00	0.00	0.00	0.00	13,615.44
1803 * Juvenile Justice Center	22,880.32	2,388.00	0.00	162,684.60	0.00	0.00	0.00	(187,949.58)	0.00	0.00	(0.07)	0.00	3.27
1804 * Solid Waste Contract Fund	1.42	0.00	0.00	101,498.00	0.00	0.00	0.00	(101,499.42)	0.00	0.00	0.00	0.00	0.00
1805 * Sales Tax/Public Safety Fund	315,309.82	197,113.71	165.00	148.05	0.00	0.00	0.00	(86,589.08)	(233,505.24)	0.00	(3,945.23)	0.00	188,697.03
1806 * Jeff Co Adult Jail Medical Fund	62,205.53	0.00	0.00	39.78	0.00	0.00	0.00	0.00	0.00	0.00	(0.80)	0.00	62,244.51
1808 * Environmental Enforcement Officer	1,324.96	0.00	0.00	0.61	0.00	0.00	0.00	(815.95)	0.00	0.00	(0.01)	0.00	509.61
1809 * FINS & Truancy Fund	90,045.58	1,215.00	0.00	53.81	0.00	0.00	0.00	(12,831.04)	0.00	0.00	(1.08)	0.00	78,482.27
1810 * Jury Fees Fund	6,654.82	0.00	0.00	4.26	0.00	0.00	0.00	0.00	0.00	0.00	(0.09)	0.00	6,658.99
1811 * Postage Fund	4,314.51	0.00	0.00	0.00	0.00	0.00	0.00	0.00	0.00	0.00	0.00	0.00	4,314.51
1812 * Solid Waste	135,295.87	119,277.48	0.00	86.71	0.00	0.00	0.00	(22,057.20)	(101,498.00)	0.00	(2,387.28)	0.00	128,717.58
1813 * Jeff. Co. Adult Jail Fund	12,005.76	34,657.72	1,073.57	330,395.23	0.00	0.00	0.00	(376,613.64)	(832.37)	0.00	(683.58)	0.00	2.69
1814 Jeff Co Emergency Reserve Fund	30,624.04	0.00	0.00	0.00	0.00	0.00	0.00	0.00	0.00	0.00	0.00	0.00	30,624.04
1815 * Jeff Co Hosp Insurance	7,407.08	1,295.83	0.00	4.60	0.00	0.00	0.00	(1,199.58)	0.00	0.00	(0.09)	0.00	7,507.84
1816 Stop-Loss Insurance	2,436.21	0.00	0.00	0.00	0.00	0.00	0.00	0.00	0.00	0.00	0.00	0.00	2,436.21
1817 * Jeff Co Workers Comp	32,883.43	0.00	0.00	62,544.76	0.00	0.00	0.00	(65,163.25)	0.00	0.00	(0.41)	0.00	30,264.53
1818 * Jeff Co Unemploy Insurance	120.85	0.00	0.00	1,982.49	0.00	0.00	0.00	0.00	0.00	0.00	0.00	0.00	2,103.34
1819 * District Court Fund	1.22	0.00	0.00	146,874.18	0.00	0.00	0.00	(82,433.66)	0.00	0.00	(0.22)	0.00	64,441.52
1900 ** Tri-Co Drug Task Force Grant Fund	59,657.65	4,250.78	0.00	0.00	0.00	0.00	0.00	(5,079.77)	0.00	0.00	0.00	0.00	58,828.66
1901 ** Fins & Truancy Grant Fund	12,615.44	15,552.50	0.00	0.00	0.00	0.00	0.00	(1,855.82)	0.00	0.00	0.00	0.00	26,312.12
2000 * County Road	1,340,328.76	229,535.53	0.00	879.68	74,992.05	0.00	0.00	(403,709.36)	(62,524.06)	0.00	(5,757.27)	0.00	1,173,745.33
3000 * Co. Treasurers Automation Fund	57,400.05	0.00	0.00	30.66	0.00	0.00	0.00	(926.15)	(12,050.81)	0.00	(0.61)	0.00	44,453.14
3001 *Collectors Auto Fund	204,552.21	0.00	0.00	130.28	0.00	0.00	0.00	(1,395.58)	(1,085.80)	0.00	(2.61)	0.00	202,198.50
3002 * Circuit Court Automation Fund	8,594.17	975.58	0.00	5.83	0.00	0.00	0.00	(1,121.38)	0.00	0.00	(19.63)	0.00	8,434.57
3004 Assessor's Amendment 79 Fund	40,187.45	17,966.98	0.00	33.33	0.00	0.00	0.00	0.00	0.00	0.00	(360.01)	0.00	57,827.75
3005 County Clerks Cost Fund	16,469.76	913.05	0.00	10.98	0.00	0.00	0.00	0.00	0.00	0.00	(18.48)	0.00	17,375.31
3006 *Recorders Cost Fund	41,072.80	21,904.37	0.00	34.42	0.00	0.00	0.00	(7,539.62)	0.00	0.00	(429.15)	0.00	55,042.82
3008 * Co Library	909,542.71	0.00	0.00	589.45	25,428.14	0.00	0.00	0.00	0.00	0.00	(520.36)	0.00	935,039.94
3012 Child Support Cost Fund	3,982.98	19.00	0.00	0.00	0.00	0.00	0.00	0.00	0.00	0.00	(0.38)	0.00	4,001.60

Jefferson County Treasurer

General Ledger Balances by Fund -- Month 1 (FY2018)

Parameters: Date Range: 1/1/2018-1/31/2018 Selected Funds: 131 Summary

Fund - Revenue Code	Beginning Balance	Cash Receipts	Void Checks	Transfer In	Tax Transfer In	Com Earned	Void Receipts	Warrants Paid	Transfer Out	Tax Transfer Out	Com Charged	Other Checks	Ending Balance
3017 Detention Facilities M & O Fund	1,149,550.47	191,771.79	0.00	0.00	0.00	0.00	0.00	0.00	(402,934.33)	0.00	(3,835.44)	0.00	934,552.49
3019 * Boating Sfty & Enforcement	334.96	180.93	0.00	0.29	0.00	0.00	0.00	0.00	0.00	0.00	(0.01)	0.00	516.17
3020 * Emergency 9-1-1 Fund	1,465.04	30,590.96	0.00	5.73	0.00	0.00	(9,018.85)	0.00	(22,605.71)	0.00	(431.55)	0.00	5.62
3022 * Emergency Vehicle Fund	21,705.78	1,890.00	0.00	14.80	0.00	0.00	0.00	0.00	0.00	0.00	(38.10)	0.00	23,572.48
3025 * Pros Atty Victim Witness	139,184.98	1,938.71	0.00	7,846.57	0.00	0.00	0.00	(1,377.04)	0.00	0.00	(40.60)	0.00	147,552.62
3026 *Indigent Criminal Defense Fund	189,718.14	4,791.74	0.00	762.04	0.00	0.00	0.00	(6,494.98)	0.00	0.00	(89.82)	0.00	188,687.12
3027 District Court Cost	76,039.07	1,189.82	0.00	7,795.99	0.00	0.00	0.00	0.00	(76,039.07)	0.00	(24.58)	0.00	8,961.23
3028 * Adult Drug Ct Fund	38,489.78	15.00	0.00	24.62	0.00	0.00	0.00	0.00	0.00	0.00	(0.79)	0.00	38,528.61
3031 Circuit Ct Juve Div/Juve Pro Fee Fund	12,858.53	5,552.50	0.00	10.81	0.00	0.00	0.00	0.00	0.00	0.00	(111.27)	0.00	18,310.57
3032 Juvenile Ct Representation	4,904.60	0.00	0.00	0.00	0.00	0.00	0.00	0.00	0.00	0.00	0.00	0.00	4,904.60
3036 *Recycling Fund	80,046.09	61,891.20	0.00	66.48	0.00	0.00	0.00	(14,475.30)	0.00	0.00	(56.25)	0.00	127,472.22
3039 Circuit Clerk Commission Fund	4,514.50	165.00	0.00	2.97	0.00	0.00	0.00	0.00	0.00	0.00	(3.36)	0.00	4,679.11
3042 Assessor's Late Assessment Fee Fund	0.00	0.00	0.00	0.00	0.00	0.00	0.00	0.00	0.00	0.00	0.00	0.00	0.00
3401 * Juvenile Justice Education	421,132.51	0.00	1,080.00	258.85	0.00	0.00	0.00	(49,244.55)	0.00	0.00	(5.18)	0.00	373,221.63
3402 * Reserve Fund-Rural Fire Protection	60,010.00	0.00	0.00	0.00	0.00	0.00	0.00	0.00	0.00	0.00	0.00	0.00	60,010.00
3403 * MECA (Metro Emer Comm Assn)	83,361.88	64,445.10	0.00	81,034.92	0.00	0.00	0.00	(122,050.08)	0.00	0.00	(0.64)	0.00	106,791.18
3404 9-1-1 Emergency Sys Reserve	210,126.42	0.00	0.00	134.38	0.00	0.00	0.00	0.00	0.00	0.00	(2.69)	0.00	210,258.11
3405 9-1-1 CMRS Fund	192,428.01	0.00	0.00	122.37	0.00	0.00	0.00	0.00	(33,333.34)	0.00	(2.45)	0.00	159,214.59
3409 Jail Operation Fund	127,458.16	10,527.23	0.00	300.96	0.00	0.00	0.00	0.00	(127,458.16)	0.00	(211.85)	0.00	10,616.34
3410 Judicial Enhancement	1,192.19	0.00	0.00	0.57	0.00	0.00	0.00	0.00	(1,192.19)	0.00	(0.01)	0.00	0.56
3411 * Economic Development Sales Tax	0.00	287,657.68	0.00	0.00	0.00	0.00	0.00	(287,657.68)	0.00	0.00	0.00	0.00	0.00
3412 1st Div Crt Ct Jury Assess Fee	0.00	0.00	0.00	0.00	0.00	0.00	0.00	0.00	0.00	0.00	0.00	0.00	0.00
3414 Waste Tire Fclty Closure Cost Fund	3,740.00	0.00	0.00	0.00	0.00	0.00	0.00	0.00	0.00	0.00	0.00	0.00	3,740.00
3501 * Courthouse Sec Fund	0.00	0.00	0.00	0.00	0.00	0.00	0.00	0.00	0.00	0.00	0.00	0.00	0.00
3502 * Victims Of Crime Fund	15,637.49	10,107.87	0.00	0.00	0.00	0.00	0.00	(13,635.69)	0.00	0.00	0.00	0.00	12,109.67
3505 ** JC Drug Ct. Accountability Gmt Fund	28,787.08	0.00	0.00	0.00	0.00	0.00	0.00	(462.96)	0.00	0.00	0.00	0.00	28,324.12
3506 **Fire Prevention & Safety Fund	0.68	0.00	0.00	0.00	0.00	0.00	0.00	0.00	0.00	0.00	0.00	0.00	0.68
3508 * Organized Crime Enf (Old LLEBG)	59,035.17	0.00	0.00	0.00	0.00	0.00	0.00	0.00	0.00	0.00	0.00	0.00	59,035.17
3509 *Justice Equitable Sharing Program Grant	38,222.21	0.00	0.00	0.00	0.00	0.00	0.00	(30,496.42)	0.00	0.00	0.00	0.00	7,725.79

Jefferson County Treasurer

General Ledger Balances by Fund -- Month 1 (FY2018)

Parameters: Date Range: 1/1/2018-1/31/2018 Selected Funds: 131 Summary

Fund - Revenue Code	Beginning Balance	Cash Receipts	Void Checks	Transfer In	Tax Transfer	In	Com Earned	Receipts	Void	Warrants Paid	Transfer Out	Tax Transfer Out	Com Charged	Other Checks	Ending Balance
3510 * Recycling Res Recovery Grant Fund	14,528.05	8,117.25	0.00	0.00	0.00	0.00	0.00	0.00	0.00	(1,766.45)	0.00	0.00	0.00	0.00	20,878.81
3512 *E-Waste Grant Fund	0.00	0.00	0.00	0.00	0.00	0.00	0.00	0.00	0.00	0.00	0.00	0.00	0.00	0.00	0.00
4800 * Jeff Co Construction	46,517.99	0.00	0.00	200,103.75	0.00	0.00	0.00	0.00	0.00	(176,197.72)	0.00	0.00	(2.08)	0.00	70,421.94
4801 * Jeff Co Courthouse Bldg	517.37	0.00	0.00	0.33	0.00	0.00	0.00	0.00	0.00	0.00	0.00	0.00	(0.01)	0.00	517.69
5800 Co Library - Capt Imp	0.00	0.00	0.00	0.00	4,380.75	0.00	0.00	0.00	0.00	0.00	0.00	0.00	(87.61)	(4,293.14)	0.00
6000 Treasurer's Commission	0.00	0.00	0.00	0.00	0.00	31,413.62	0.00	0.00	0.00	0.00	(31,413.62)	0.00	0.00	0.00	0.00
6002 10% Holdback	0.00	0.00	0.00	0.00	0.00	0.00	0.00	0.00	0.00	0.00	0.00	0.00	0.00	0.00	0.00
6003 Property Tax Relief Fund	0.00	67,412.43	0.00	0.00	0.00	0.00	0.00	0.00	0.00	0.00	0.00	(67,412.43)	0.00	0.00	0.00
6004 Delinquent Personal Tax	0.00	0.00	0.00	0.00	240,470.41	0.00	0.00	0.00	0.00	0.00	0.00	(240,470.41)	0.00	0.00	0.00
6005 Delinquent Real Estate Tax	0.00	0.00	0.00	0.00	166,127.55	0.00	0.00	0.00	0.00	0.00	0.00	(166,127.55)	0.00	0.00	0.00
6007 State Land Redemption	0.00	7,524.39	0.00	0.00	0.00	0.00	0.00	0.00	0.00	0.00	0.00	(7,524.39)	0.00	0.00	0.00
6009 * Law Library	53,152.43	5,491.40	0.00	1,018.74	0.00	0.00	0.00	0.00	0.00	(7,659.55)	0.00	0.00	(110.53)	0.00	51,892.49
6010 Jefferson Co. Admin Of Justice	3,500.90	38,864.00	0.00	0.00	0.00	0.00	0.00	0.00	0.00	0.00	(34,845.22)	0.00	(777.28)	(6,742.40)	0.00
6011 Interest Earned	0.00	4,600.34	0.00	0.00	0.00	0.00	0.00	0.00	0.00	0.00	(4,600.34)	0.00	0.00	0.00	0.00
6013 Common School - Unapportioned	0.00	110.54	0.00	0.00	0.00	0.00	0.00	0.00	0.00	0.00	0.00	0.00	0.00	0.00	0.00
6016 County Fire Protection Premium Tax Fund	0.00	0.00	0.00	0.00	0.00	0.00	0.00	0.00	0.00	0.00	0.00	0.00	0.00	0.00	0.00
6017 Co Sheriff's Office Fund	0.00	0.00	0.00	0.00	0.00	0.00	0.00	0.00	0.00	0.00	0.00	0.00	0.00	0.00	0.00
6400 Advance Tax Collector	215,000.00	2,191,319.88	0.00	0.00	0.00	0.00	0.00	(194,210.75)	0.00	0.00	0.00	(2,027,109.13)	0.00	0.00	185,000.00
6407 Delinquent Lot Clearance	0.00	0.00	0.00	0.00	27.58	0.00	0.00	0.00	0.00	0.00	0.00	(27.58)	0.00	0.00	0.00
6408 Delinquent Utility Tax	0.00	0.00	0.00	0.00	0.00	0.00	0.00	0.00	0.00	0.00	0.00	0.00	0.00	0.00	0.00
6409 Delinquent Improvement Tax	0.00	0.00	0.00	0.00	2,585.21	0.00	0.00	0.00	0.00	0.00	0.00	(2,585.21)	0.00	0.00	0.00
6410 Tax Protest Fund	0.00	0.00	0.00	0.00	0.00	0.00	0.00	0.00	0.00	0.00	0.00	0.00	0.00	0.00	0.00
6600 Pine Bluff - General	0.00	0.00	0.00	5.23	91,616.01	0.00	0.00	0.00	0.00	0.00	0.00	0.00	(229.05)	(91,386.97)	5.22
6601 Pine Bluff - Road	0.00	0.00	0.00	1.56	27,449.13	0.00	0.00	0.00	0.00	0.00	0.00	0.00	(68.62)	(27,380.51)	1.56
6602 Pine Bluff - Library	0.00	0.00	0.00	1.66	29,279.02	0.00	0.00	0.00	0.00	0.00	0.00	0.00	(73.16)	(29,205.84)	1.66
6603 Pine Bluff - Policemen	0.00	0.00	0.00	1.04	18,292.60	0.00	0.00	0.00	0.00	0.00	0.00	0.00	(45.73)	(18,246.87)	1.04
6604 Pine Bluff - Firemen	0.00	0.00	0.00	1.04	18,292.60	0.00	0.00	0.00	0.00	0.00	0.00	0.00	(45.73)	(18,246.87)	1.04
6605 Pine Bluff - Bonds	0.00	0.00	0.00	0.00	0.00	0.00	0.00	0.00	0.00	0.00	0.00	0.00	0.00	0.00	0.00
6606 Pine Bluff - Capt Imp	0.00	0.00	0.00	0.00	53,958.18	0.00	0.00	0.00	0.00	0.00	0.00	0.00	(134.90)	(53,823.28)	0.00

Jefferson County Treasurer

General Ledger Balances by Fund -- Month 1 (FY2018)

Parameters: Date Range: 1/1/2018-1/31/2018 Selected Funds: 131 Summary

Fund - Revenue Code	Beginning Balance	Cash Receipts	Void Checks	Transfer In	Tax Transfer In	Com Earned	Void Receipts	Warrants Paid	Transfer Out	Tax Transfer Out	Com Charged	Other Checks	Ending Balance
6610 Altheimer - General	0.00	0.00	0.00	0.08	1,785.89	0.00	0.00	0.00	0.00	0.00	(4.46)	(1,781.43)	0.08
6611 Altheimer - Road	0.00	0.00	0.00	0.02	535.78	0.00	0.00	0.00	0.00	0.00	(1.34)	(534.44)	0.02
6620 Humphrey - General	0.00	0.00	0.00	0.01	554.18	0.00	0.00	0.00	0.00	0.00	(1.39)	(552.79)	0.01
6630 Redfield - General	0.00	0.00	0.00	0.18	4,262.23	0.00	0.00	0.00	0.00	0.00	(10.66)	(4,251.57)	0.18
6631 Redfield - Road	0.00	0.00	0.00	0.05	1,278.67	0.00	0.00	0.00	0.00	0.00	(3.19)	(1,275.48)	0.05
6640 Sherrill - General	0.00	0.00	0.00	0.01	173.01	0.00	0.00	0.00	0.00	0.00	(0.44)	(172.57)	0.01
6650 Wabbaseka - General	0.00	0.00	0.00	0.02	456.30	0.00	0.00	0.00	0.00	0.00	(1.15)	(455.15)	0.02
6660 White Hall - General	0.00	0.00	0.00	0.71	17,106.25	0.00	0.00	0.00	0.00	0.00	(42.75)	(17,063.50)	0.71
6661 White Hall - Road	0.00	0.00	0.00	0.21	5,131.87	0.00	0.00	0.00	0.00	0.00	(12.83)	(5,119.04)	0.21
6700 Pine Bluff SD 3	0.00	868,067.01	0.00	37.71	613,536.54	0.00	0.00	(868,067.01)	0.00	0.00	(1,533.91)	(612,002.72)	37.82
6710 Dolarway SD 2	0.00	253,162.40	0.00	8.81	174,141.41	0.00	0.00	(253,162.40)	0.00	0.00	(435.38)	(173,706.05)	8.79
6720 Altheimer Unified SD 22	0.00	1.63	0.00	0.00	3.31	0.00	0.00	(1.63)	0.00	0.00	(0.01)	(3.30)	0.00
6730 Watson Chapel SD 24	0.00	334,512.47	0.00	11.43	291,139.76	0.00	0.00	(334,512.47)	0.00	0.00	(727.88)	(290,411.91)	11.40
6740 White Hall SD 27	0.00	614,211.55	0.00	14.61	343,246.44	0.00	0.00	(614,211.55)	0.00	0.00	(858.16)	(342,388.32)	14.57
6750 Humphrey-DeWitt SD	0.00	17,314.75	0.00	0.25	7,199.90	0.00	0.00	(17,314.75)	0.00	0.00	(18.00)	(7,181.90)	0.25
6760 Arkansas Co SD 1	0.00	0.00	0.00	0.00	0.00	0.00	0.00	0.00	0.00	0.00	0.00	0.00	0.00
6800 Cousart Bayou	0.00	0.00	0.00	0.00	2.28	0.00	0.00	0.00	0.00	0.00	0.00	0.00	2.28
6801 Drainage District #4	0.00	0.00	0.00	0.00	0.00	0.00	0.00	0.00	0.00	0.00	0.00	0.00	0.00
6802 Drainage District #7	0.00	0.00	0.00	0.00	0.00	0.00	0.00	0.00	0.00	0.00	0.00	0.00	0.00
6803 Farrelly Lake Levee Dst	0.00	0.00	0.00	0.00	0.00	0.00	0.00	0.00	0.00	0.00	0.00	0.00	0.00
6804 Five Forks Drainage Dst	0.00	0.00	0.00	0.00	0.00	0.00	0.00	0.00	0.00	0.00	0.00	0.00	0.00
6805 Flat Bayou Drainage Dst	0.00	0.00	0.00	0.00	0.00	0.00	0.00	0.00	0.00	0.00	0.00	0.00	0.00
6806 Frenchtown-Auburn Levee	0.00	0.00	0.00	0.01	69.31	0.00	0.00	0.00	0.00	0.00	(0.09)	(69.22)	0.01
6807 Grady-Gould Watershed	0.00	0.00	0.00	0.00	0.99	0.00	0.00	0.00	0.00	0.00	0.00	0.00	0.99
6808 Harding Drainage Imp Dst	0.00	0.00	0.00	0.10	230.08	0.00	0.00	0.00	0.00	0.00	(0.29)	0.00	229.89
6810 Levee District #3	0.00	0.00	0.00	0.00	0.00	0.00	0.00	0.00	0.00	0.00	0.00	0.00	0.00
6811 New Gascony Levee Dst	0.00	0.00	0.00	0.00	0.00	0.00	0.00	0.00	0.00	0.00	0.00	0.00	0.00
6812 Pinewood Sewer Imp Dst	0.00	0.00	0.00	0.00	0.00	0.00	0.00	0.00	0.00	0.00	0.00	0.00	0.00
6813 Plum Bayou Levee Dst	0.00	0.00	0.00	0.11	612.62	0.00	0.00	0.00	0.00	0.00	(0.77)	(611.85)	0.11


Jefferson County Treasurer

General Ledger Balances by Fund -- Month 1 (FY2018)

Parameters: Date Range: 1/1/2018-1/31/2018 Selected Funds: 131 Summary

Fund - Revenue Code	Beginning Balance	Cash Receipts	Void Checks	Transfer In	Tax Transfer In	Com Earned	Receipts	Warrants Paid	Transfer Out	Tax Transfer Out	Com Charged	Other Checks	Ending Balance
6814 Plum Bayou Irrigation Dst	0.00	0.00	0.00	0.02	126.00	0.00	0.00	0.00	0.00	0.00	(0.16)	(125.84)	0.02
6815 Salt Bayou Drainage Dst	0.00	0.00	0.00	0.03	157.98	0.00	0.00	0.00	0.00	0.00	(0.20)	(157.78)	0.03
6817 Sub Dst 1 - Bradley Slough	0.00	0.00	0.00	0.00	21.96	0.00	0.00	0.00	0.00	0.00	(0.03)	(21.93)	0.00
6818 Suburbia Sewer Imp #11	12,010.05	0.00	0.00	7.68	0.00	0.00	0.00	0.00	0.00	0.00	(0.01)	0.00	12,017.72
6819 Timber Tax	0.00	0.00	0.00	0.02	93.40	0.00	0.00	0.00	0.00	0.00	(0.12)	(93.28)	0.02
6820 Waterloo Drainage Dst	0.00	0.00	0.00	0.02	99.39	0.00	0.00	0.00	0.00	0.00	(0.12)	(99.27)	0.02
6821 Bayou Meto Water Mgmt Imp Dist	0.00	0.00	0.00	0.07	377.01	0.00	0.00	0.00	0.00	0.00	(0.47)	(376.54)	0.07
6822 Country Estates POI Dist	0.00	0.00	0.00	0.00	0.00	0.00	0.00	0.00	0.00	0.00	0.00	0.00	0.00
6823 Sewer Improvement Dst #39	0.00	0.00	0.00	0.00	0.00	0.00	0.00	0.00	0.00	0.00	0.00	0.00	0.00
6824 Village At Redfield Project	0.00	0.00	0.00	0.00	0.00	0.00	0.00	0.00	0.00	0.00	0.00	0.00	0.00
6825 Long Lake Drn Dst	0.00	0.00	0.00	0.00	0.00	0.00	0.00	0.00	0.00	0.00	0.00	0.00	0.00
6826 Linwood Moscow FD Residential	(162.67)	0.00	0.00	0.00	70.00	0.00	0.00	0.00	0.00	0.00	(0.09)	0.00	(92.76)
6827 Linwood Moscow FD Commercial	1.47	0.00	0.00	0.00	0.00	0.00	0.00	0.00	0.00	0.00	0.00	0.00	1.47
6828 Southeast FD Residential	(141.55)	0.00	0.00	0.00	60.00	0.00	0.00	0.00	0.00	0.00	(0.08)	0.00	(81.63)
6829 Southeast FD Commercial	(85.11)	0.00	0.00	0.00	0.00	0.00	0.00	0.00	0.00	0.00	0.00	0.00	(85.11)
Totals for All Funds	8,800,829.50	\$5,922,621.67	\$2,523.12	\$1,172,132.26	\$2,511,367.24	\$31,413.62	(\$204,194.23)	(\$5,025,151.59)	(\$1,172,132.26)	(\$2,511,367.24)	(\$31,413.62)	(\$1,707,781.76)	7,788,846.71

Jefferson County Treasurer



Vonysha Goodwin
Jefferson County Treasurer

TREASURER'S CERTIFICATION

I, Vonysha Goodwin, Treasurer of Jefferson County, Arkansas, do hereby certify that the following report is true and correct to the best of my knowledge and belief.

Vonysha Goodwin, Subscribed and sworn to before me
this the *6th* day of *March*, 2018.

**JEFFERSON COUNTY
TREASURER'S REPORT**

Financial Highlights

February, 2018

** NEW COLUMN

	1/1/2018	2/28/2018	2/28/2017	2018	2017	DIFF(-)+ AT A GLANCE
1 ALL FUNDS COMBINED						
2 BALANCE	8,800,829.50	7,761,958.75	7,527,013.32			
3 RECEIPTS		3,690,118.46	3,229,063.49	9,408,545.90	8,464,633.86	943,912.04
4 EXPENDITURES		3,717,006.42	3,525,883.43	10,447,416.65	8,955,007.67	1,492,408.98
5						
6 CO. GENERAL FUND-1000						
7 BALANCE	2,064,515.99	1,211,595.39	1,076,340.20			
8 REVENUE PROJECTIONS	9,512,050.81	9,512,050.81	9,760,050.00			
9 APPROPRIATION	8,386,417.48	8,520,174.50	8,745,021.81			
10 RECEIPTS		316,966.56	339,549.81	868,630.64	835,271.80	33,358.84
11 EXPENDITURES		820,755.58	885,580.87	1,721,551.24	1,638,051.16	83,500.08
12 AVAILABLE FOR APPROPRIATION		40,671.23	39,023.19			
13						
14 CO. ROAD FUND-2000						
15 BALANCE	1,340,328.76	1,074,040.18	887,383.94			
16 REVENUE PROJECTIONS	5,280,600.00	5,280,600.00	5,271,025.00			
17 APPROPRIATION	4,332,243.00	4,332,243.00	3,622,264.00			
18 RECEIPTS		265,007.31	266,073.59	570,414.57	537,049.82	33,364.75
19 EXPENDITURES		364,712.46	363,703.19	836,703.15	651,973.64	184,729.51
20 AVAILABLE FOR APPROPRIATION		420,297.00	1,121,658.50			
21						
22 CO. ADULT JAIL FUND-1813						
23 BALANCE	12,005.76	26.22	8.30			
24 REVENUE PROJECTIONS	5,020,195.43	5,020,195.43	4,102,700.00			
25 APPROPRIATION	4,525,190.59	4,525,190.59	3,971,000.00			
26 RECEIPTS		271,930.23	292,432.56	636,983.18	552,890.57	84,092.61
27 EXPENDITURES		271,906.70	323,868.69	648,962.72	566,352.88	82,609.84
28 AVAILABLE FOR APPROPRIATION		-7,014.70	-278570.00			
29						
30 DISTRICT COURT FUND-1819						
31 BALANCE	1.22	96589.47	0.24			
32 REVENUE PROJECTIONS	486,668.00	544,316.00	486,668.00			
33 APPROPRIATION	486,668.00	544,316.00	486,668.00			
34 RECEIPTS		59,684.65	34,910.00	206,558.83	117,270.28	89,288.55
35 EXPENDITURES		27,536.70	37,260.22	109,970.58	117,270.05	(7,299.47)
36 AVAILABLE FOR APPROPRIATION		0.00	0.00			
37						
38						
39 JUVENILE JUSTICE FUND-1803						
40 BALANCE	22,880.32	8.94	2,496.70			
41 REVENUE PROJECTIONS	1,929,030.02	1,929,030.02	1,556,100.00			
42 APPROPRIATION	1,855,120.02	1,855,120.02	1,550,000.00			
43 RECEIPTS		127,951.52	159,742.52	293,024.12	252,820.91	40,203.21
44 EXPENDITURES		127,945.85	169,300.11	315,895.50	317,603.05	(1,707.55)
45 AVAILABLE FOR APPROPRIATION		-118,993.00	-149510.00			
46						
47 DETENTION FACILITIES M & O FUND-3017						
48 BALANCE	1,149,550.47	1,105,827.78	1,393,991.58			
49 REVENUE PROJECTIONS	2,558,000.00	2,558,000.00	2,636,000.00			
50 APPROPRIATION	2,302,200.00	2,302,200.00	-			
51 RECEIPTS		222,079.24	215,169.14	413,851.03	404,638.18	9,212.85
52 EXPENDITURES		50,803.95	175,228.01	457,573.72	242,850.02	214,723.70
53 AVAILABLE FOR APPROPRIATION		0.00	0.00			
54						
55 PUBLIC SAFETY SALES TAX FUND-1805						
56 BALANCE	315,309.82	295,530.85	499,485.29			
57 REVENUE PROJECTIONS	2,894,278.84	2,894,278.84	2,730,500.00			
58 APPROPRIATION	2,386,321.28	2,604,850.28	1,828,340.52			
59 RECEIPTS		228,368.04	221,482.01	425,629.80	416,278.14	9,351.66
60 EXPENDITURES		121,534.22	218,675.87	445,408.77	381,066.62	64,342.15
61 AVAILABLE FOR APPROPRIATION		0.68	629109.48			
62						
63 INTEREST EARNED-6011		3,433.53	4,334.31	8,033.87	5,088.27	2,945.60

Bank Ledger

Jefferson County Treasurer

Bank Name	Account Num	Last Transaction Date	Balance (2/28/2018)
5001 - Simmons Bank	5001	3/6/2018	1,512,425.26
5003 - Relyance Bank	5003	2/28/2018	3,185,307.25
5005 - SFNB Federal Grants Account	5005	2/27/2018	114,226.24
5021 - SFNB Check/Warrant Account	5021	3/6/2018	0.00
5075 - SFNB T-Note; 2/26/2021 @1.125	5075	1/1/2018	500,000.00
5076 - SFNB T-Note; 3/30/21@ 1.00	5076	1/31/2018	500,000.00
5077 - SFNB T-Note; 3/30/21@ 1.125	5077	1/1/2018	500,000.00
5078 - SFNB T-Note; 4/28/21 @1.125	5078	1/1/2018	500,000.00
5079 - SFNB T-Note; 4/28/23 1.25 Step	5079	1/1/2018	450,000.00
5067 - SFNB T-Note; 7/26/24 @1.500	5067	1/1/2018	500,000.00
			Tot : \$7,761,958.75

General Ledger Balances by Fund -- Month 2 (FY2018)

Parameters: Date Range: 2/1/2018-2/28/2018 Selected Funds: 131 Summary

Fund - Revenue Code	Beginning Balance	Cash Receipts	Void Checks	Transfer In	Tax Transfer In	Com Earned	Void Receipts	Warrants Paid	Transfer Out	Tax Transfer Out	Com Charged	Other Checks	Ending Balance
1000 * County General Fund	1,715,384.41	119,967.33	1,473.75	71,883.99	125,415.45	0.00	(300.21)	(754,710.63)	(62,850.77)	(361.03)	(4,506.90)	0.00	1,211,595.39
1801 Mtg Revenue Bond	13,615.44	0.00	0.00	0.00	0.00	0.00	0.00	0.00	0.00	0.00	0.00	0.00	13,615.44
1803 * Juvenile Justice Center	3.27	76,756.22	15.95	51,195.30	0.00	0.00	0.00	(126,621.97)	0.00	0.00	(1,339.83)	0.00	8.94
1804 * Solid Waste Contract Fund	0.00	0.00	0.00	104,558.30	0.00	0.00	0.00	(104,558.30)	0.00	0.00	0.00	0.00	0.00
1805 * Sales Tax/Public Safety Fund	188,697.03	228,265.40	50.00	102.64	0.00	0.00	0.00	(65,830.68)	(51,186.18)	0.00	(4,567.36)	0.00	295,530.85
1806 * Jeff Co Adult Jail Medical Fund	62,244.51	0.00	0.00	32.36	0.00	0.00	0.00	0.00	0.00	0.00	(0.65)	0.00	62,276.22
1808 * Environmental Enforcement Officer	509.61	0.00	0.00	13,580.54	0.00	0.00	0.00	(1,034.31)	0.00	0.00	(0.04)	0.00	13,055.80
1809 * FINS & Truancy Fund	78,482.27	5,109.65	0.00	21,030.85	0.00	0.00	0.00	(9,168.40)	0.00	0.00	(0.82)	0.00	95,453.55
1810 * Jury Fees Fund	6,658.99	13,260.00	0.00	3.95	0.00	0.00	0.00	0.00	0.00	0.00	(0.08)	0.00	19,922.86
1811 * Postage Fund	4,314.51	0.00	0.00	0.00	0.00	0.00	0.00	0.00	0.00	0.00	0.00	0.00	4,314.51
1812 * Solid Waste	128,717.58	110,029.78	0.00	61.84	0.00	0.00	0.00	(21,634.84)	(118,136.77)	0.00	(2,201.84)	0.00	96,835.75
1813 * Jeff. Co. Adult Jail Fund	2.69	225,541.10	68.00	46,389.13	0.00	0.00	0.00	(267,477.44)	0.00	0.00	(4,498.26)	0.00	26.22
1814 Jeff Co Emergency Reserve Fund	30,624.04	0.00	0.00	0.00	0.00	0.00	0.00	0.00	0.00	0.00	0.00	0.00	30,624.04
1815 * Jeff Co Hosp Insurance	7,507.84	1,345.61	0.00	3.84	0.00	0.00	0.00	(697.71)	0.00	0.00	(0.08)	0.00	8,159.50
1816 Stop-Loss Insurance	2,436.21	0.00	0.00	0.00	0.00	0.00	0.00	0.00	0.00	0.00	0.00	0.00	2,436.21
1817 * Jeff Co Workers Comp	30,264.53	0.00	0.00	8.93	0.00	0.00	0.00	(24,436.22)	0.00	0.00	(0.18)	0.00	5,837.06
1818 * Jeff Co Unemploy Insurance	2,103.34	0.00	0.00	0.10	0.00	0.00	0.00	(1,982.37)	0.00	0.00	0.00	0.00	121.07
1819 * District Court Fund	64,441.52	59,648.00	0.00	36.65	0.00	0.00	0.00	(27,535.97)	0.00	0.00	(0.73)	0.00	96,589.47
1900 ** Tri-Co Drug Task Force Grant Fund	58,828.66	4,250.78	0.00	0.00	0.00	0.00	0.00	(3,649.06)	0.00	0.00	0.00	0.00	59,430.38
1901 ** Fins & Truancy Grant Fund	26,312.12	0.00	0.00	3,500.00	0.00	0.00	0.00	(1,881.31)	(1,134.75)	0.00	0.00	0.00	26,796.06
2000 * County Road	1,173,745.33	232,779.07	0.00	637.08	31,591.16	0.00	0.00	(359,732.48)	0.00	0.00	(4,979.98)	0.00	1,074,040.18
3000 * Co. Treasurers Automation Fund	44,453.14	0.00	0.00	3,158.55	0.00	0.00	0.00	(21,965.42)	0.00	0.00	(0.34)	0.00	25,645.93
3001 * Collectors Auto Fund	202,198.50	0.00	0.00	104.49	0.00	0.00	0.00	(2,558.06)	0.00	(40.11)	(2.09)	0.00	199,702.73
3002 * Circuit Court Automation Fund	8,434.57	800.92	0.00	4.52	0.00	0.00	0.00	(1,121.38)	0.00	0.00	(16.11)	0.00	8,102.52
3004 Assessor's Amendment 79 Fund	57,827.75	0.00	0.00	29.10	0.00	0.00	0.00	0.00	(8,609.92)	0.00	(0.58)	0.00	49,246.35
3005 County Clerks Cost Fund	17,375.31	437.35	0.00	9.22	0.00	0.00	0.00	0.00	0.00	0.00	(8.93)	0.00	17,812.95
3006 * Recorders Cost Fund	55,042.82	22,051.00	0.00	36.28	0.00	0.00	0.00	(7,222.86)	0.00	0.00	(441.75)	0.00	69,465.47
3008 * Co Library	935,039.94	0.00	0.00	489.85	10,527.61	0.00	0.00	0.00	0.00	0.00	(220.34)	0.00	945,837.06
3012 Child Support Cost Fund	4,001.60	106.00	0.00	0.00	0.00	0.00	0.00	0.00	0.00	0.00	(2.12)	0.00	4,105.48

Jefferson County Treasurer

General Ledger Balances by Fund -- Month 2 (FY2018)

Parameters: Date Range: 2/1/2018-2/28/2018 Selected Funds: 131 Summary

Fund - Revenue Code	Beginning Balance	Cash Receipts	Void Checks	Transfer In	Tax Transfer In	Com Earned	Void Receipts	Warrants Paid	Transfer Out	Tax Transfer Out	Com Charged	Other Checks	Ending Balance
3017 Detention Facilities M & O Fund	934,552.49	222,079.24	0.00	0.00	0.00	0.00	0.00	0.00	(46,362.37)	0.00	(4,441.58)	0.00	1,105,827.78
3019 * Boating Sfty & Enforcement	516.17	0.00	0.00	0.27	0.00	0.00	0.00	0.00	0.00	0.00	(0.01)	0.00	516.43
3020 * Emergency 9-1-1 Fund	5.62	10,386.62	0.00	0.60	0.00	0.00	0.00	0.00	(10,184.51)	0.00	(207.74)	0.00	0.59
3022 * Emergency Vehicle Fund	23,572.48	2,110.00	0.00	13.18	0.00	0.00	0.00	0.00	0.00	0.00	(42.46)	0.00	25,663.20
3025 * Pros Atty Victim Witness	147,552.62	1,938.71	0.00	5,670.20	0.00	0.00	0.00	(2,025.44)	0.00	0.00	(40.35)	0.00	153,095.74
3026 * Indigent Criminal Defense Fund	188,687.12	5,046.25	0.00	561.23	0.00	0.00	0.00	(4,991.65)	0.00	0.00	(89.38)	0.00	189,213.57
3027 District Court Cost	8,961.23	1,189.82	0.00	5,599.96	0.00	0.00	0.00	0.00	0.00	0.00	(23.95)	0.00	15,727.06
3028 * Adult Drug Ct Fund	38,528.61	0.00	0.00	20.02	0.00	0.00	0.00	(191.64)	0.00	0.00	(0.40)	0.00	38,356.59
3031 Circuit Ct Juve Div/Juve Pro Fee Fund	18,310.57	5,365.83	0.00	9.20	0.00	0.00	0.00	0.00	(23,355.00)	0.00	(107.50)	0.00	223.10
3032 Juvenile Ct Representation	4,904.60	0.00	0.00	0.00	0.00	0.00	0.00	0.00	0.00	0.00	0.00	0.00	4,904.60
3036 *Recycling Fund	127,472.22	0.00	0.00	62.29	0.00	0.00	0.00	(22,970.40)	0.00	0.00	(1.25)	0.00	104,562.86
3039 Circuit Clerk Commission Fund	4,679.11	0.00	0.00	2.43	0.00	0.00	0.00	0.00	0.00	0.00	(0.05)	0.00	4,681.49
3042 Assessor's Late Assessment Fee Fund	0.00	0.00	0.00	1,893.85	0.00	0.00	0.00	0.00	0.00	0.00	0.00	0.00	1,893.85
3401 * Juvenile Justice Education	373,221.63	97,860.64	0.00	228.08	0.00	0.00	0.00	(43,342.33)	0.00	0.00	(4.56)	0.00	427,963.46
3402 * Reserve Fund-Rural Fire Protection	60,010.00	0.00	0.00	0.00	0.00	0.00	0.00	0.00	0.00	0.00	0.00	0.00	60,010.00
3403 * MECA (Metro Emer Comm Assn)	106,791.18	146,020.00	0.00	68,666.02	0.00	0.00	0.00	(120,441.09)	0.00	0.00	(1.68)	0.00	201,034.43
3404 9-1-1 Emergency Sys Reserve	210,258.11	0.00	0.00	109.31	0.00	0.00	0.00	0.00	0.00	0.00	(2.19)	0.00	210,365.23
3405 9-1-1 CMRS Fund	159,214.59	0.00	0.00	82.15	0.00	0.00	0.00	0.00	(33,333.34)	0.00	(1.64)	0.00	125,961.76
3409 Jail Operation Fund	10,616.34	10,527.23	0.00	179.83	0.00	0.00	0.00	0.00	0.00	0.00	(210.74)	0.00	21,112.66
3410 Judicial Enhancement	0.56	0.00	0.00	0.00	0.00	0.00	0.00	0.00	0.00	0.00	0.00	0.00	0.56
3411 * Economic Development Sales Tax	0.00	333,118.86	0.00	0.00	0.00	0.00	0.00	(333,118.86)	0.00	0.00	0.00	0.00	0.00
3412 1st Div Ct Ct Jury Assess Fee	0.00	0.00	0.00	0.00	0.00	0.00	0.00	0.00	0.00	0.00	0.00	0.00	0.00
3414 Waste Tire Fcily Closure Cost Fund	3,740.00	0.00	0.00	0.00	0.00	0.00	0.00	0.00	0.00	0.00	0.00	0.00	3,740.00
3501 * Courthouse Sec Fund	0.00	0.00	0.00	0.00	0.00	0.00	0.00	0.00	0.00	0.00	0.00	0.00	0.00
3502 * Victims Of Crime Fund	12,109.67	0.00	0.00	32,551.55	0.00	0.00	0.00	(14,003.75)	0.00	0.00	0.00	0.00	30,657.47
3505 ** JC Drug Ct. Accountability Grmt Fund	28,324.12	0.00	0.00	0.00	0.00	0.00	0.00	(325.00)	0.00	0.00	0.00	0.00	27,999.12
3506 **Fire Prevention & Safety Fund	0.68	0.00	0.00	0.00	0.00	0.00	0.00	0.00	0.00	0.00	0.00	0.00	0.68
3508 * Organized Crime Enf (Old LLEBG)	59,035.17	0.00	0.00	0.00	0.00	0.00	0.00	0.00	0.00	0.00	0.00	0.00	59,035.17
3509 *Justice Equitable Sharing Program Grant	7,725.79	2,580.64	0.00	0.00	0.00	0.00	0.00	0.00	0.00	0.00	0.00	0.00	10,306.43

Jefferson County Treasurer

General Ledger Balances by Fund -- Month 2 (FY2018)

Parameters: Date Range: 2/1/2018-2/28/2018 Selected Funds: 131 Summary

Fund - Revenue Code	Beginning Balance	Cash Receipts	Void Checks	Transfer In	Tax Transfer In	Com Earned	Void Receipts	Warrants Paid	Transfer Out	Tax Transfer Out	Com Charged	Other Checks	Ending Balance
3510 * Recycling Res Recovery Grant Fund	20,878.81	0.00	0.00	0.00	0.00	0.00	0.00	(3,599.04)	0.00	0.00	0.00	0.00	17,279.77
3512 *E-Waste Grant Fund	0.00	0.00	0.00	0.00	0.00	0.00	0.00	0.00	0.00	0.00	0.00	0.00	0.00
4800 * Jeff Co Construction	70,421.94	217,325.00	0.00	47.72	0.00	0.00	0.00	(247,433.62)	0.00	0.00	(0.95)	0.00	40,360.09
4801 * Jeff Co Courthouse Bldg	517.69	0.00	0.00	0.27	0.00	0.00	0.00	0.00	0.00	0.00	(0.01)	0.00	517.95
5800 Co Library - Capt Imp	0.00	0.00	0.00	0.00	1,750.10	0.00	0.00	0.00	0.00	0.00	(34.99)	(1,715.11)	0.00
6000 Treasurer's Commission	0.00	0.00	0.00	0.00	0.00	30,534.24	0.00	0.00	(30,534.24)	0.00	0.00	0.00	0.00
6002 10% Holdback	0.00	0.00	0.00	0.00	0.00	0.00	0.00	0.00	0.00	0.00	0.00	0.00	0.00
6003 Property Tax Relief Fund	0.00	19,316.29	0.00	0.00	0.00	0.00	0.00	0.00	(19,316.29)	0.00	0.00	0.00	0.00
6004 Delinquent Personal Tax	0.00	0.00	0.00	0.00	221,756.10	0.00	0.00	0.00	0.00	(221,756.10)	0.00	0.00	0.00
6005 Delinquent Real Estate Tax	0.00	0.00	0.00	0.00	164,124.56	0.00	0.00	0.00	0.00	(164,124.56)	0.00	0.00	0.00
6007 State Land Redemption	0.00	34,558.03	0.00	0.00	0.00	0.00	0.00	0.00	0.00	(34,558.03)	0.00	0.00	0.00
6008 * Law Library	51,892.49	5,491.40	0.00	737.63	0.00	0.00	0.00	(6,309.23)	0.00	0.00	(110.40)	0.00	51,701.89
6010 Jefferson Co. Admin Of Justice	0.00	31,754.92	0.00	0.00	0.00	0.00	0.00	0.00	(25,122.22)	0.00	(635.10)	(5,997.60)	0.00
6011 Interest Earned	0.00	3,486.02	0.00	0.00	0.00	0.00	(52.49)	0.00	(3,433.53)	0.00	0.00	0.00	0.00
6013 Common School - Unapportioned	0.00	0.00	0.00	0.00	0.00	0.00	0.00	0.00	0.00	0.00	0.00	0.00	0.00
6016 County Fire Protection Premium Tax Fund	0.00	0.00	0.00	0.00	0.00	0.00	0.00	0.00	0.00	0.00	0.00	0.00	0.00
6017 Co Sheriff's Office Fund	0.00	11,486.32	0.00	0.00	0.00	0.00	0.00	0.00	0.00	0.00	0.00	(11,486.32)	0.00
6400 Advance Tax Collector	185,000.00	1,045,245.83	0.00	0.00	0.00	0.00	0.00	0.00	(850,245.83)	0.00	0.00	0.00	380,000.00
6407 Delinquent Lot Clearance	0.00	0.00	0.00	0.00	19.78	0.00	0.00	0.00	0.00	(19.78)	0.00	0.00	0.00
6408 Delinquent Utility Tax	0.00	0.00	0.00	0.00	0.00	0.00	0.00	0.00	0.00	0.00	0.00	0.00	0.00
6409 Delinquent Improvement Tax	0.00	0.00	0.00	0.00	754.41	0.00	0.00	0.00	0.00	(754.41)	0.00	0.00	0.00
6410 Tax Protest Fund	0.00	0.00	0.00	0.00	0.00	0.00	0.00	0.00	0.00	0.00	0.00	0.00	0.00
6600 Pine Bluff - General	5.22	0.00	0.00	3.57	39,405.00	0.00	0.00	0.00	0.00	0.00	(88.52)	(39,311.71)	3.56
6601 Pine Bluff - Road	1.56	0.00	0.00	1.07	11,791.82	0.00	0.00	0.00	0.00	0.00	(29.47)	(11,763.91)	1.07
6602 Pine Bluff - Library	1.66	0.00	0.00	1.14	12,577.90	0.00	0.00	0.00	0.00	0.00	(31.45)	(12,548.11)	1.14
6603 Pine Bluff - Policemen	1.04	0.00	0.00	0.70	7,794.97	0.00	0.00	0.00	0.00	0.00	(19.49)	(7,776.52)	0.70
6604 Pine Bluff - Firemen	1.04	0.00	0.00	0.70	7,794.97	0.00	0.00	0.00	0.00	0.00	(19.49)	(7,776.52)	0.70
6605 Pine Bluff - Bonds	0.00	0.00	0.00	0.00	0.00	0.00	0.00	0.00	0.00	0.00	0.00	0.00	0.00
6606 Pine Bluff Lib - Capt Imp	0.00	0.00	0.00	0.00	21,519.14	0.00	0.00	0.00	0.00	0.00	(53.80)	(21,465.34)	0.00

Jefferson County Treasurer

General Ledger Balances by Fund -- Month 2 (FY2018)

Parameters: Date Range: 2/1/2018-2/28/2018 Selected Funds: 131 Summary

Fund - Revenue Code	Beginning Balance	Cash Receipts	Void Checks	Transfer In	Tax Transfer In	Com Earned	Void Receipts	Warrants Paid	Transfer Out	Tax Transfer Out	Com Charged	Other Checks	Ending Balance
6610 Altheimer - General	0.08	0.00	0.00	0.04	616.02	0.00	0.00	0.00	0.00	0.00	(1.54)	(614.56)	0.04
6611 Altheimer - Road	0.02	0.00	0.00	0.01	184.81	0.00	0.00	0.00	0.00	0.00	(0.46)	(184.37)	0.01
6620 Humphrey - General	0.01	0.00	0.00	0.01	174.19	0.00	0.00	0.00	0.00	0.00	(0.44)	(173.76)	0.01
6630 Redfield - General	0.18	0.00	0.00	0.14	1,736.05	0.00	0.00	0.00	0.00	0.00	(4.34)	(1,731.89)	0.14
6631 Redfield - Road	0.05	0.00	0.00	0.04	520.82	0.00	0.00	0.00	0.00	0.00	(1.30)	(519.57)	0.04
6640 Sherrill - General	0.01	0.00	0.00	0.01	119.47	0.00	0.00	0.00	0.00	0.00	(0.30)	(119.18)	0.01
6650 Wabbaseka - General	0.02	0.00	0.00	0.02	230.59	0.00	0.00	0.00	0.00	0.00	(0.57)	(230.04)	0.02
6660 White Hall - General	0.71	0.00	0.00	0.54	6,847.48	0.00	0.00	0.00	0.00	0.00	(17.12)	(6,831.07)	0.54
6661 White Hall - Road	0.21	0.00	0.00	0.16	2,054.22	0.00	0.00	0.00	0.00	0.00	(5.14)	(2,049.29)	0.16
6700 Pine Bluff SD 3	37.62	143,430.99	0.00	20.85	239,804.92	0.00	0.00	(143,430.99)	0.00	0.00	(599.55)	(239,243.04)	20.80
6710 Dollarway SD 2	8.79	55,203.23	0.00	8.84	90,308.68	0.00	0.00	(55,203.23)	0.00	0.00	(225.80)	(90,091.69)	8.82
6720 Altheimer Unified SD 22	0.00	424.71	0.00	0.10	694.86	0.00	0.00	(424.71)	0.00	0.00	(1.73)	(683.13)	0.10
6730 Watson Chapel SD 24	11.40	90,829.82	0.00	10.19	124,190.92	0.00	0.00	(90,829.82)	0.00	0.00	(310.51)	(123,891.84)	10.16
6740 White Hall SD 27	14.57	91,429.63	0.00	11.82	143,706.37	0.00	0.00	(91,429.63)	0.00	0.00	(359.29)	(143,361.66)	11.79
6750 Humphrey-DeWitt SD	0.25	1,916.92	0.00	0.22	2,920.77	0.00	0.00	(1,916.92)	0.00	0.00	(7.30)	(2,913.72)	0.22
6760 Arkansas Co SD 1	0.00	0.00	0.00	0.00	0.00	0.00	0.00	0.00	0.00	0.00	0.00	0.00	0.00
6800 Cousart Bayou	2.28	0.00	0.00	0.01	93.24	0.00	0.00	0.00	0.00	0.00	(0.12)	(95.40)	0.01
6801 Drainage District #4	0.00	0.00	0.00	0.00	0.00	0.00	0.00	0.00	0.00	0.00	0.00	0.00	0.00
6802 Drainage District #7	0.00	0.00	0.00	0.00	0.00	0.00	0.00	0.00	0.00	0.00	0.00	0.00	0.00
6803 Farrelly Lake Levee Dst	0.00	0.00	0.00	0.00	0.00	0.00	0.00	0.00	0.00	0.00	0.00	0.00	0.00
6804 Five Forks Drainage Dst	0.00	0.00	0.00	0.00	0.00	0.00	0.00	0.00	0.00	0.00	0.00	0.00	0.00
6805 Flat Bayou Drainage Dst	0.00	0.00	0.00	0.00	0.00	0.00	0.00	0.00	0.00	0.00	0.00	0.00	0.00
6806 Frenchtown-Auburn Levee	0.01	0.00	0.00	0.00	14.02	0.00	0.00	0.00	0.00	0.00	(0.02)	(14.01)	0.00
6807 Grady-Gould Watershed	0.99	0.00	0.00	0.00	0.00	0.00	0.00	0.00	0.00	0.00	0.00	0.00	0.99
6808 Harding Drainage Imp Dst	229.89	0.00	0.00	0.13	22.48	0.00	0.00	0.00	0.00	0.00	(0.03)	0.00	252.47
6810 Levee District #3	0.00	0.00	0.00	0.00	0.00	0.00	0.00	0.00	0.00	0.00	0.00	0.00	0.00
6811 New Gascony Levee Dst	0.00	0.00	0.00	0.00	0.00	0.00	0.00	0.00	0.00	0.00	0.00	0.00	0.00
6812 Pinewood Sewer Imp Dst	0.00	0.00	0.00	0.00	0.00	0.00	0.00	0.00	0.00	0.00	0.00	0.00	0.00
6813 Plum Bayou Levee Dst	0.11	0.00	0.00	0.00	1.45	0.00	0.00	0.00	0.00	0.00	0.00	0.00	1.56


Jefferson County Treasurer

General Ledger Balances by Fund -- Month 2 (FY2018)

Parameters: Date Range: 2/1/2018-2/28/2018 Selected Funds: 131 Summary

Fund - Revenue Code	Beginning Balance	Cash Receipts	Void Checks	Transfer In	Tax Transfer In	Com Earned	Void Receipts	Warrants Paid	Transfer Out	Tax Transfer Out	Com Charged	Other Checks	Ending Balance
6814 Plum Bayou Irrigation Dst	0.02	0.00	0.00	0.00	0.00	0.00	0.00	0.00	0.00	0.00	0.00	0.00	0.02
6815 Salt Bayou Drainage Dst	0.03	0.00	0.00	0.00	0.00	0.00	0.00	0.00	0.00	0.00	0.00	0.00	0.03
6817 Sub Dst 1 - Bradley Slough	0.00	0.00	0.00	0.00	0.18	0.00	0.00	0.00	0.00	0.00	0.00	0.00	0.18
6818 Suburbia Sewer Imp #11	12,017.72	0.00	0.00	6.25	0.00	0.00	0.00	0.00	0.00	0.00	(0.01)	0.00	12,023.96
6819 Timber Tax	0.02	0.00	0.00	0.03	209.20	0.00	0.00	0.00	0.00	0.00	(0.26)	(208.96)	0.03
6820 Waterloo Drainage Dst	0.02	0.00	0.00	0.00	0.00	0.00	0.00	0.00	0.00	0.00	0.00	0.00	0.02
6821 Bayou Metro Water Mgmt Imp Dist	0.07	0.00	0.00	0.00	0.00	0.00	0.00	0.00	0.00	0.00	0.00	0.00	0.07
6822 Country Estates POI Dist	0.00	0.00	0.00	0.00	0.00	0.00	0.00	0.00	0.00	0.00	0.00	0.00	0.00
6823 Sewer Improvement Dst #39	0.00	0.00	0.00	0.00	0.00	0.00	0.00	0.00	0.00	0.00	0.00	0.00	0.00
6824 Village At Redfield Project	0.00	0.00	0.00	0.00	0.00	0.00	0.00	0.00	0.00	0.00	0.00	0.00	0.00
6825 Long Lake Drn Dst	0.00	0.00	0.00	0.00	0.00	0.00	0.00	0.00	0.00	0.00	0.00	0.00	0.00
6826 Linwood Moscow FD Residential	(92.76)	0.00	0.00	0.00	201.23	0.00	0.00	0.00	0.00	0.00	(0.05)	0.00	108.42
6827 Linwood Moscow FD Commercial	1.47	0.00	0.00	0.00	0.51	0.00	0.00	0.00	0.00	0.00	0.00	0.00	1.98
6828 Southeast FD Residential	(81.63)	0.00	0.00	0.00	296.40	0.00	0.00	0.00	0.00	0.00	(0.20)	0.00	214.57
6829 Southeast FD Commercial	(85.11)	0.00	0.00	0.00	88.00	0.00	0.00	0.00	0.00	0.00	0.00	0.00	2.89
Totals for All Funds	7,788,846.71	\$3,690,471.16	\$1,608.70	\$433,359.89	\$1,271,859.85	\$30,534.24	(\$352.70)	(\$2,985,806.78)	(\$433,359.89)	(\$1,271,859.85)	(\$30,534.24)	(\$732,808.34)	7,761,958.75

Jefferson County Treasurer



Vonysha Goodwin

Jefferson County Treasurer

TREASURER'S CERTIFICATION

I, Vonysha Goodwin, Treasurer of Jefferson County, Arkansas, do hereby certify that the following report is true and correct to the best of my knowledge and belief.

Vonysha Goodwin, Subscribed and sworn to before me
this the *3rd* day of *April*, 2018.

101 West Barraque – P.O. Box 6645 – Pine Bluff, AR – 71611

PHONE: 870-541-5302 – FAX: 870-541-5303

E-MAIL: jeffersontrevgoodw@sbcglobal.net

**JEFFERSON COUNTY
TREASURER'S REPORT
Financial Highlights
March, 2018**

** NEW COLUMN

	1/1/2018	3/30/2018	3/31/2017	2018	2017	DIFF(-)+ AT A GLANCE
1 ALL FUNDS COMBINED						
2 BALANCE	8,800,829.50	8,728,121.45	8,836,186.74			
3 RECEIPTS		4,820,049.61	4,942,622.84	14,228,595.51	13,407,256.70	821,338.81
4 EXPENDITURES		3,853,886.91	3,633,449.42	14,301,303.56	12,588,457.09	1,712,846.47
5						
6 CO. GENERAL FUND-1000						
7 BALANCE	2,064,515.99	948,636.12	632,381.15			
8 REVENUE PROJECTIONS	9,512,050.81	9,512,050.81	9,760,050.00			
9 APPROPRIATION	8,386,417.48	8,516,580.43	8,745,021.81			
10 RECEIPTS		460,819.66	377,718.05	1,329,450.30	1,212,989.85	116,460.45
11 EXPENDITURES		723,778.93	821,677.10	2,445,330.17	2,459,728.26	(14,398.09)
12 AVAILABLE FOR APPROPRIATION		44,265.30	39,023.19			
13						
14 CO. ROAD FUND-2000						
15 BALANCE	1,340,328.76	1,338,046.11	763,236.12			
16 REVENUE PROJECTIONS	5,280,600.00	5,588,755.00	5,271,025.00			
17 APPROPRIATION	4,332,243.00	4,332,243.00	3,622,264.00			
18 RECEIPTS		553,553.44	256,855.03	1,123,968.01	793,904.85	330,063.16
19 EXPENDITURES		289,547.51	381,002.85	1,126,250.66	1,032,976.49	93,274.17
20 AVAILABLE FOR APPROPRIATION		697,636.50	1,121,658.50			
21						
22 CO. ADULT JAIL FUND-1813						
23 BALANCE	12,005.76	181.72	0.43			
24 REVENUE PROJECTIONS	5,020,195.43	5,020,195.43	4,102,700.00			
25 APPROPRIATION	4,525,190.59	4,525,190.59	3,971,000.00			
26 RECEIPTS		300,735.05	313,581.64	937,718.23	866,472.21	71,246.02
27 EXPENDITURES		300,579.55	313,590.11	949,542.27	879,942.99	69,599.28
28 AVAILABLE FOR APPROPRIATION		-7,014.70	-278570.00			
29						
30 DISTRICT COURT FUND-1819						
31 BALANCE	1.22	64167.87	0.00			
32 REVENUE PROJECTIONS	486,668.00	544,316.00	486,668.00			
33 APPROPRIATION	486,668.00	544,316.00	486,668.00			
34 RECEIPTS		9.31	30,410.48	206,568.14	147,680.76	58,887.38
35 EXPENDITURES		32,430.91	30,410.72	142,401.49	147,680.77	(5,279.28)
36 AVAILABLE FOR APPROPRIATION		0.00	0.00			
37						
38						
39 JUVENILE JUSTICE FUND-1803						
40 BALANCE	22,880.32	0.97	19,793.43			
41 REVENUE PROJECTIONS	1,929,030.02	1,929,030.02	1,556,100.00			
42 APPROPRIATION	1,855,120.02	1,855,120.02	1,550,000.00			
43 RECEIPTS		148,609.08	160,508.50	441,633.20	413,329.41	28,303.79
44 EXPENDITURES		148,617.05	143,211.77	464,512.55	460,814.82	3,697.73
45 AVAILABLE FOR APPROPRIATION		-118,993.00	-149510.00			
46						
47 DETENTION FACILITIES M & O FUND-3017						
48 BALANCE	1,149,550.47	1,085,193.20	1,284,250.55			
49 REVENUE PROJECTIONS	2,558,000.00	2,558,000.00	2,636,000.00			
50 APPROPRIATION	2,302,200.00	2,302,200.00	-			
51 RECEIPTS		177,764.82	185,101.73	591,615.85	589,739.91	1,875.94
52 EXPENDITURES		198,399.40	294,842.76	655,973.12	537,692.78	118,280.34
53 AVAILABLE FOR APPROPRIATION		0.00	0.00			
54						
55 PUBLIC SAFETY SALES TAX FUND-1805						
56 BALANCE	315,309.82	260,698.79	529,842.03			
57 REVENUE PROJECTIONS	2,894,278.84	2,894,278.84	2,730,500.00			
58 APPROPRIATION	2,386,321.28	2,604,850.28	1,828,340.52			
59 RECEIPTS		187,491.44	192,197.16	613,121.24	608,475.30	4,645.94
60 EXPENDITURES		222,323.50	161,840.42	667,732.27	542,907.04	124,825.23
61 AVAILABLE FOR APPROPRIATION		0.68	629109.48			
62						
63 INTEREST EARNED-6011		712.56	3,471.19	8,746.43	8,559.46	186.97

Bank Ledger

Jefferson County Treasurer

Bank Name	Account Num	Last Transaction Date	Balance (3/30/2018)
5001 - Simmons Bank	5001	3/30/2018	2,478,692.08
5003 - Relyance Bank	5003	3/30/2018	3,185,713.05
5005 - SFNB Federal Grants Account	5005	3/29/2018	113,716.32
5021 - SFNB Check/Warrant Account	5021	3/29/2018	0.00
5075 - SFNB T-Note; 2/26/2021 @1.125	5075	1/1/2018	500,000.00
5076 - SFNB T-Note; 3/30/21@ 1.00	5076	1/31/2018	500,000.00
5077 - SFNB T-Note; 3/30/21@ 1.125	5077	1/1/2018	500,000.00
5078 - SFNB T-Note; 4/28/21 @1.125	5078	1/1/2018	500,000.00
5079 - SFNB T-Note; 4/28/23 1.25 Step	5079	1/1/2018	450,000.00
5067 - SFNB T-Note; 7/26/24 @1.500	5067	1/1/2018	500,000.00
			Tot : \$8,728,121.45

General Ledger Balances by Fund -- Month 3 (FY2018)

Parameters: Date Range: 3/1/2018-3/31/2018 Selected Funds: 131 Summary

Fund - Revenue Code	Beginning Balance	Cash Receipts	Void Checks	Transfer In	Tax Transfer In	Com Earned	Void Receipts	Warrants Paid	Transfer Out	Tax Transfer Out	Com Charged	Other Checks	Ending Balance
1000 * County General Fund	1,211,595.39	212,370.19	114.75	57,416.63	191,343.19	0.00	(310.35)	(656,478.88)	0.00	0.00	(5,604.91)	(13.10)	948,636.12
1801 Mtg Revenue Bond	13,615.44	0.00	0.00	0.00	0.00	0.00	0.00	0.00	0.00	0.00	0.00	0.00	13,615.44
1803 * Juvenile Justice Center	8.94	44,208.76	85.00	104,400.32	0.00	0.00	0.00	(131,190.66)	(16,945.53)	0.00	(565.84)	0.00	0.97
1804 * Solid Waste Contract Fund	0.00	0.00	0.00	104,558.30	0.00	0.00	0.00	(104,558.30)	0.00	0.00	0.00	0.00	0.00
1805 * Sales Tax/Public Safety Fund	295,530.85	184,875.97	0.00	2,615.47	0.00	0.00	0.00	(114,776.23)	(103,944.07)	0.00	(3,603.20)	0.00	260,698.79
1806 * Jeff Co Adult Jail Medical Fund	62,276.22	0.00	0.00	7.67	0.00	0.00	0.00	0.00	0.00	0.00	(0.14)	0.00	62,283.75
1808 * Environmental Enforcement Officer	13,055.80	0.00	0.00	1.43	0.00	0.00	0.00	(927.25)	(416.48)	0.00	(0.03)	0.00	11,713.47
1809 * FINS & Truancy Fund	95,453.55	30,282.54	0.00	12.52	0.00	0.00	0.00	(12,397.73)	0.00	0.00	(0.24)	0.00	113,350.64
1810 * Jury Fees Fund	19,922.86	0.00	0.00	2.42	0.00	0.00	0.00	0.00	0.00	0.00	(0.05)	0.00	19,925.23
1811 * Postage Fund	4,314.51	0.00	0.00	0.00	0.00	0.00	0.00	(274.01)	0.00	0.00	0.00	0.00	4,040.50
1812 * Solid Waste	96,835.75	166,540.50	0.00	1,647.82	0.00	0.00	0.00	(21,698.54)	(104,558.15)	0.00	(3,331.16)	0.00	135,436.22
1813 * Jeff. Co. Adult Jail Fund	26.22	104,572.81	0.00	196,162.24	0.00	0.00	0.00	(298,539.12)	0.00	0.00	(2,040.43)	0.00	181.72
1814 Jeff Co Emergency Reserve Fund	30,624.04	0.00	0.00	0.00	0.00	0.00	0.00	0.00	0.00	0.00	0.00	0.00	30,624.04
1815 * Jeff Co Hosp Insurance	8,159.50	1,416.05	0.00	1.03	0.00	0.00	0.00	(697.06)	0.00	0.00	(0.02)	0.00	8,879.50
1816 Stop-Loss Insurance	2,436.21	0.00	0.00	0.00	0.00	0.00	0.00	0.00	0.00	0.00	0.00	0.00	2,436.21
1817 * Jeff Co Workers Comp	5,837.06	0.00	0.00	29,619.33	0.00	0.00	0.00	(24,436.22)	0.00	0.00	(0.02)	0.00	11,020.15
1818 * Jeff Co Unemploy Insurance	121.07	0.00	0.00	0.01	0.00	0.00	0.00	0.00	0.00	0.00	0.00	0.00	121.08
1819 * District Court Fund	96,589.47	0.00	0.00	9.31	0.00	0.00	0.00	(31,882.80)	(547.93)	0.00	(0.18)	0.00	64,167.87
1900 ** Tri-Co Drug Task Force Grant Fund	59,430.38	4,250.78	0.00	0.00	0.00	0.00	0.00	(3,661.86)	0.00	0.00	0.00	0.00	60,019.30
1901 ** Fins & Truancy Grant Fund	26,796.06	0.00	0.00	0.00	0.00	0.00	0.00	(1,919.60)	0.00	0.00	0.00	0.00	24,876.46
2000 * County Road	1,074,040.18	512,609.40	0.00	4,827.32	36,116.72	0.00	0.00	(278,841.44)	0.00	0.00	(10,702.14)	(3.93)	1,338,046.11
3000 * Co. Treasurers Automation Fund	25,645.93	0.00	0.00	3,056.83	0.00	0.00	0.00	(622.52)	0.00	0.00	(0.06)	0.00	28,080.18
3001 *Collectors Auto Fund	199,702.73	0.00	0.00	142.83	0.00	0.00	0.00	(20,100.06)	0.00	0.00	(0.43)	0.00	179,745.07
3002 * Circuit Court Automation Fund	8,102.52	1,523.38	0.00	11.06	0.00	0.00	0.00	(1,121.38)	0.00	0.00	(30.49)	0.00	8,485.09
3004 Assessor's Amendment 79 Fund	49,246.35	0.00	0.00	3,614.77	0.00	0.00	0.00	0.00	0.00	0.00	(0.11)	0.00	52,861.01
3005 County Clerks Cost Fund	17,812.95	1,124.76	0.00	17.07	0.00	0.00	0.00	0.00	0.00	0.00	(22.54)	0.00	18,932.24
3006 *Recorders Cost Fund	69,465.47	21,169.00	0.00	326.79	0.00	0.00	0.00	(7,277.16)	0.00	0.00	(423.57)	0.00	83,260.53
3008 * Co Library	945,837.06	0.00	0.00	808.61	11,246.04	0.00	0.00	(110,000.00)	0.00	0.00	(226.93)	0.00	847,664.78
3012 Child Support Cost Fund	4,105.48	20.00	0.00	0.76	0.00	0.00	0.00	0.00	0.00	0.00	(0.40)	0.00	4,125.84

Jefferson County Treasurer

General Ledger Balances by Fund -- Month 3 (FY2018)

Parameters: Date Range: 3/1/2018-3/31/2018 Selected Funds: 131 Summary

Fund - Revenue Code	Beginning Balance	Cash Receipts	Void Checks	Transfer In	Tax Transfer In	Com Earned	Receipts	Warrants Paid	Transfer Out	Tax Transfer Out	Com Charged	Other Checks	Ending Balance
3017 Detention Facilities M & O Fund	1,105,827.78	175,250.26	0.00	2,514.56	0.00	0.00	0.00	0.00	(194,894.39)	0.00	(3,505.01)	0.00	1,085,193.20
3019 * Boating Sfty & Enforcement	516.43	0.00	0.00	0.07	0.00	0.00	0.00	0.00	0.00	0.00	0.00	0.00	516.50
3020 * Emergency 9-1-1 Fund	0.59	10,690.75	0.00	154.71	0.00	0.00	0.00	0.00	(10,632.12)	0.00	(213.82)	0.00	0.11
3022 * Emergency Vehicle Fund	25,653.20	1,950.00	0.00	27.56	0.00	0.00	0.00	0.00	0.00	0.00	(39.06)	0.00	27,591.70
3025 * Pros Atty Victim Witness	153,095.74	1,938.71	0.00	5,468.78	0.00	0.00	0.00	(2,852.04)	0.00	0.00	(39.13)	0.00	157,612.06
3026 * Indigent Criminal Defense Fund	189,213.57	4,369.73	0.00	534.65	0.00	0.00	0.00	(3,197.90)	0.00	0.00	(87.84)	0.00	190,832.21
3027 District Court Cost	15,727.06	1,189.82	0.00	5,449.18	0.00	0.00	0.00	0.00	0.00	0.00	(23.85)	0.00	22,342.21
3028 * Adult Drug Ct Fund	38,356.59	99.80	0.00	5.61	0.00	0.00	0.00	(39.74)	(1,719.99)	0.00	(2.09)	0.00	36,700.18
3031 Circuit Ct Juve Div/Juve Pro Fee Fund	223.10	9,305.00	0.00	88.61	0.00	0.00	0.00	0.00	0.00	0.00	(186.12)	0.00	9,430.59
3032 Juvenile Ct Representation	4,904.60	0.00	0.00	0.00	0.00	0.00	0.00	0.00	0.00	0.00	0.00	0.00	4,904.60
3036 * Recycling Fund	104,562.86	39,332.40	0.00	81.84	0.00	0.00	0.00	(21,391.16)	0.00	0.00	(129.56)	0.00	122,456.38
3039 Circuit Clerk Commission Fund	4,681.49	102.50	0.00	2.38	0.00	0.00	0.00	0.00	0.00	0.00	(2.06)	0.00	4,784.31
3042 Assessor's Late Assessment Fee Fund	1,893.85	0.00	0.00	0.00	166.50	0.00	0.00	0.00	0.00	0.00	(3.33)	0.00	2,057.02
3401 * Juvenile Justice Education	427,963.46	97,860.64	1,138.69	57.76	0.00	0.00	0.00	(50,008.09)	(7,667.14)	0.00	(1.09)	0.00	469,344.23
3402 * Reserve Fund-Rural Fire Protection	60,010.00	0.00	0.00	0.00	0.00	0.00	0.00	0.00	0.00	0.00	0.00	0.00	60,010.00
3403 * MECA (Metro Emer Comm Assn)	201,034.43	71,396.00	22.74	69,066.58	0.00	0.00	0.00	(120,120.45)	(3,900.60)	0.00	(0.47)	0.00	217,498.23
3404 9-1-1 Emergency Sys Reserve	210,365.23	0.00	0.00	25.91	0.00	0.00	0.00	0.00	0.00	0.00	(0.49)	0.00	210,390.65
3405 9-1-1 CMRS Fund	125,961.76	124,067.94	0.00	617.97	0.00	0.00	0.00	0.00	(33,333.34)	0.00	(2,481.81)	0.00	214,832.52
3409 Jail Operation Fund	21,112.66	10,527.23	0.00	303.70	0.00	0.00	0.00	0.00	0.00	0.00	(210.61)	0.00	31,732.98
3410 Judicial Enhancement	0.56	0.00	0.00	1.28	0.00	0.00	0.00	0.00	0.00	0.00	0.00	0.00	1.84
3411 * Economic Development Sales Tax	0.00	262,875.39	0.00	0.00	0.00	0.00	0.00	(262,875.39)	0.00	0.00	0.00	0.00	0.00
3412 1st Div Crt Ct Jury Assess Fee	0.00	0.00	0.00	0.00	0.00	0.00	0.00	0.00	0.00	0.00	0.00	0.00	0.00
3414 Waste Tire Foly Closure Cost Fund	3,740.00	0.00	0.00	0.00	0.00	0.00	0.00	0.00	0.00	0.00	0.00	0.00	3,740.00
3501 * Courthouse Sec Fund	0.00	0.00	0.00	0.00	0.00	0.00	0.00	0.00	0.00	0.00	0.00	0.00	0.00
3502 * Victims Of Crime Fund	30,657.47	20,914.20	0.00	0.00	0.00	0.00	0.00	(15,013.75)	(134.05)	0.00	0.00	0.00	36,423.87
3505 ** JC Drug Ct Accountability Grnt Fund	27,999.12	0.00	0.00	1,719.99	0.00	0.00	0.00	(699.23)	0.00	0.00	0.00	0.00	28,819.88
3506 **Fire Prevention & Safety Fund	0.68	0.00	0.00	0.00	0.00	0.00	0.00	0.00	0.00	0.00	0.00	0.00	0.68
3508 * Organized Crime Enf (Old LLEBG)	59,035.17	2,862.30	0.00	0.00	0.00	0.00	0.00	0.00	0.00	0.00	0.00	0.00	61,897.47
3509 * Justice Equitable Sharing Program Grant	10,306.43	0.00	0.00	0.00	0.00	0.00	0.00	0.00	0.00	0.00	0.00	0.00	10,306.43

Jefferson County Treasurer

General Ledger Balances by Fund -- Month 3 (FY2018)

Parameters: Date Range: 3/1/2018-3/31/2018 Selected Funds: 131 Summary

Fund - Revenue Code	Beginning Balance	Cash Receipts	Void Checks	Transfer In	Tax Transfer In	Com Earned	Void Receipts	Warrants Paid	Transfer Out	Tax Transfer Out	Com Charged	Other Checks	Ending Balance
3510 * Recycling Res Recovery Grant Fund	17,279.77	0.00	0.00	0.00	0.00	0.00	0.00	(2,505.07)	0.00	0.00	0.00	0.00	14,774.70
3512 *E-Waste Grant Fund	0.00	0.00	0.00	0.00	0.00	0.00	0.00	0.00	0.00	0.00	0.00	0.00	0.00
4800 * Jeff Co Construction	40,360.09	196,265.64	0.00	4.41	0.00	0.00	0.00	(218,771.23)	0.00	0.00	(0.08)	0.00	17,858.83
4801 * Jeff Co Courthouse Bldg	517.95	0.00	0.00	0.06	0.00	0.00	0.00	0.00	0.00	0.00	0.00	0.00	518.01
5800 Co Library - Capt Imp	0.00	0.00	0.00	119.77	1,804.07	0.00	0.00	0.00	0.00	0.00	(36.08)	(1,767.99)	119.77
6000 Treasurer's Commission	0.00	0.00	0.00	0.00	0.00	36,368.35	0.00	0.00	(36,368.35)	0.00	0.00	0.00	0.00
6002 10% Holdback	0.00	0.00	0.00	0.00	0.00	0.00	0.00	0.00	0.00	0.00	0.00	0.00	0.00
6003 Property Tax Relief Fund	0.00	17,546.32	0.00	0.00	0.00	0.00	0.00	0.00	0.00	(17,546.32)	0.00	0.00	0.00
6004 Delinquent Personal Tax	0.00	0.00	0.00	0.00	324,708.14	0.00	0.00	0.00	0.00	(324,708.14)	0.00	0.00	0.00
6005 Delinquent Real Estate Tax	0.00	0.00	0.00	0.00	296,088.72	0.00	0.00	0.00	0.00	(296,088.72)	0.00	0.00	0.00
6007 State Land Redemption	0.00	29,188.47	0.00	0.00	0.00	0.00	0.00	0.00	0.00	(29,188.47)	0.00	0.00	0.00
6009 * Law Library	51,701.89	5,491.40	0.00	765.98	0.00	0.00	0.00	(5,629.43)	(6.51)	0.00	(109.96)	0.00	52,213.37
6010 Jefferson Co. Admin Of Justice	0.00	31,061.26	0.00	369.45	0.00	0.00	0.00	0.00	(24,403.23)	0.00	(621.23)	(6,036.80)	369.45
6011 Interest Earned	0.00	712.56	0.00	0.00	0.00	0.00	0.00	0.00	(712.56)	0.00	0.00	0.00	0.00
6013 Common School - Unapportioned	0.00	0.00	0.00	0.00	0.00	0.00	0.00	0.00	0.00	0.00	0.00	0.00	0.00
6016 County Fire Protection Premium Tax Fund	0.00	0.00	0.00	0.00	0.00	0.00	0.00	0.00	0.00	0.00	0.00	0.00	0.00
6017 Co Sheriff's Office Fund	0.00	25,279.04	0.00	0.00	0.00	0.00	0.00	0.00	0.00	0.00	0.00	(25,279.04)	0.00
6400 Advance Tax Collector	380,000.00	1,944,902.93	0.00	0.00	0.00	0.00	0.00	0.00	(1,042,902.93)	0.00	0.00	0.00	1,282,000.00
6407 Delinquent Lot Clearance	0.00	0.00	0.00	0.00	214.15	0.00	0.00	0.00	0.00	(214.15)	0.00	0.00	0.00
6408 Delinquent Utility Tax	0.00	0.00	0.00	0.00	0.00	0.00	0.00	0.00	0.00	0.00	0.00	0.00	0.00
6409 Delinquent Improvement Tax	0.00	0.00	0.00	0.00	780.16	0.00	0.00	0.00	0.00	(780.16)	0.00	0.00	0.00
6410 Tax Protest Fund	0.00	0.00	0.00	0.00	0.00	0.00	0.00	0.00	0.00	0.00	0.00	0.00	0.00
6600 Pine Bluff - General	3.56	0.00	0.00	257.19	50,128.85	0.00	0.00	0.00	0.00	0.00	(125.32)	(50,007.09)	257.19
6601 Pine Bluff - Road	1.07	0.00	0.00	76.88	15,038.68	0.00	0.00	0.00	0.00	0.00	(37.58)	(15,002.17)	76.88
6602 Pine Bluff - Library	1.14	0.00	0.00	81.93	16,041.20	0.00	0.00	0.00	0.00	0.00	(40.11)	(16,002.23)	81.93
6603 Pine Bluff - Policemen	0.70	0.00	0.00	51.02	9,984.92	0.00	0.00	0.00	0.00	0.00	(24.95)	(9,960.67)	51.02
6604 Pine Bluff - Firemen	0.70	0.00	0.00	51.02	9,984.92	0.00	0.00	0.00	0.00	0.00	(24.95)	(9,960.67)	51.02
6605 Pine Bluff - Bonds	0.00	0.00	0.00	0.00	0.00	0.00	0.00	0.00	0.00	0.00	0.00	0.00	0.00
6606 Pine Bluff Lib - Capt Imp	0.00	0.00	0.00	137.77	25,769.93	0.00	0.00	0.00	0.00	0.00	(64.43)	(25,705.50)	137.77

Jefferson County Treasurer

General Ledger Balances by Fund -- Month 3 (FY2018)

Parameters: Date Range: 3/1/2018-3/31/2018 Selected Funds: 131 Summary

Fund - Revenue Code	Beginning Balance	Cash Receipts	Void Checks	Transfer In	Tax Transfer In	Com Earned	Receipts	Void Receipts	Transfer Out	Warrants Paid	Transfer Out	Tax Transfer Out	Com Charged	Other Checks	Ending Balance
6610 Altheimer - General	0.04	0.00	0.00	2.88	1,012.97	0.00	0.00	0.00	0.00	0.00	0.00	0.00	(2.54)	(1,010.47)	2.88
6611 Altheimer - Road	0.01	0.00	0.00	0.87	303.88	0.00	0.00	0.00	0.00	0.00	0.00	0.00	(0.75)	(303.14)	0.87
6620 Humphrey - General	0.01	0.00	0.00	0.80	294.94	0.00	0.00	0.00	0.00	0.00	0.00	0.00	(0.73)	(294.22)	0.80
6630 Redfield - General	0.14	0.00	0.00	10.28	1,813.74	0.00	0.00	0.00	0.00	0.00	0.00	0.00	(4.54)	(1,809.34)	10.28
6631 Redfield - Road	0.04	0.00	0.00	3.08	544.10	0.00	0.00	0.00	0.00	0.00	0.00	0.00	(1.36)	(542.78)	3.08
6640 Sherrill - General	0.01	0.00	0.00	0.29	79.68	0.00	0.00	0.00	0.00	0.00	0.00	0.00	(0.20)	(79.49)	0.29
6650 Wabbaseka - General	0.02	0.00	0.00	0.64	191.77	0.00	0.00	0.00	0.00	0.00	0.00	0.00	(0.48)	(191.31)	0.64
6660 White Hall - General	0.54	0.00	0.00	51.66	7,241.81	0.00	0.00	0.00	0.00	0.00	0.00	0.00	(18.10)	(7,224.25)	51.66
6661 White Hall - Road	0.16	0.00	0.00	15.50	2,172.53	0.00	0.00	0.00	0.00	0.00	0.00	0.00	(5.43)	(2,167.26)	15.50
6700 Pine Bluff SD 3	20.80	182,538.10	0.00	2,038.88	305,215.99	0.00	0.00	0.00	0.00	(182,538.10)	0.00	0.00	(763.05)	(304,473.75)	2,038.87
6710 Dollarway SD 2	8.82	59,095.60	59,095.60	580.40	96,676.91	0.00	0.00	0.00	0.00	(118,191.20)	0.00	0.00	(241.69)	(96,444.04)	580.40
6720 Altheimer Unified SD 22	0.10	103.47	182,641.57	0.28	169.19	0.00	0.00	0.00	0.00	(182,745.04)	0.00	0.00	(0.43)	(168.86)	0.28
6730 Watson Chapel SD 24	10.16	105,275.23	105,275.23	488.82	143,945.09	0.00	0.00	0.00	0.00	(210,550.46)	0.00	0.00	(359.88)	(143,595.36)	488.81
6740 White Hall SD 27	11.79	95,253.47	95,253.47	1,418.89	149,719.98	0.00	0.00	0.00	0.00	(190,506.94)	0.00	0.00	(374.31)	(149,357.47)	1,418.88
6750 Humphrey-DeWitt SD	0.22	7,949.66	7,949.66	43.68	12,113.54	0.00	0.00	0.00	0.00	(15,899.32)	0.00	0.00	(30.28)	(12,083.45)	43.68
6760 Arkansas Co SD 1	0.00	0.00	0.00	0.00	0.00	0.00	0.00	0.00	0.00	0.00	0.00	0.00	0.00	0.00	0.00
6800 Cousart Bayou	0.01	0.00	0.00	2.20	0.00	0.00	0.00	0.00	0.00	0.00	0.00	0.00	0.00	0.00	2.21
6801 Drainage District #4	0.00	0.00	0.00	0.19	0.00	0.00	0.00	0.00	0.00	0.00	0.00	0.00	0.00	0.00	0.19
6802 Drainage District #7	0.00	0.00	0.00	0.15	0.00	0.00	0.00	0.00	0.00	0.00	0.00	0.00	0.00	0.00	0.15
6803 Farrelly Lake Levee Dst	0.00	0.00	0.00	1.25	0.00	0.00	0.00	0.00	0.00	0.00	0.00	0.00	0.00	0.00	1.25
6804 Five Forks Drainage Dst	0.00	0.00	0.00	0.33	0.00	0.00	0.00	0.00	0.00	0.00	0.00	0.00	0.00	0.00	0.33
6805 Flat Bayou Drainage Dst	0.00	0.00	0.00	0.78	0.00	0.00	0.00	0.00	0.00	0.00	0.00	0.00	0.00	0.00	0.78
6806 Frenchtown-Auburn Levee	0.00	0.00	0.00	1.58	0.00	0.00	0.00	0.00	0.00	0.00	0.00	0.00	0.00	0.00	1.58
6807 Grady-Gould Watershed	0.99	0.00	0.00	0.22	0.00	0.00	0.00	0.00	0.00	0.00	0.00	0.00	0.00	0.00	1.21
6808 Harding Drainage Imp Dst	252.47	0.00	0.00	1.18	0.00	0.00	0.00	0.00	0.00	0.00	0.00	0.00	0.00	0.00	253.65
6810 Levee District #3	0.00	0.00	0.00	0.20	0.00	0.00	0.00	0.00	0.00	0.00	0.00	0.00	0.00	0.00	0.20
6811 New Gascony Levee Dst	0.00	0.00	0.00	0.53	0.00	0.00	0.00	0.00	0.00	0.00	0.00	0.00	0.00	0.00	0.53
6812 Pinewood Sewer Imp Dst	0.00	0.00	0.00	0.93	0.00	0.00	0.00	0.00	0.00	0.00	0.00	0.00	0.00	0.00	0.93
6813 Plum Bayou Levee Dst	1.56	0.00	0.00	5.22	0.00	0.00	0.00	0.00	0.00	0.00	0.00	0.00	0.00	0.00	6.78


Jefferson County Treasurer

General Ledger Balances by Fund -- Month 3 (FY2018)

Parameters: Date Range: 3/1/2018-3/31/2018 Selected Funds: 131 Summary

Fund - Revenue Code	Beginning Balance	Cash Receipts	Void Checks	Transfer In	Tax Transfer In	Com Earned	Void Receipts	Warrants Paid	Transfer Out	Tax Transfer Out	Com Charged	Other Checks	Ending Balance
6814 Plum Bayou Irrigation Dst	0.02	0.00	0.00	0.37	0.00	0.00	0.00	0.00	0.00	0.00	0.00	0.00	0.39
6815 Salt Bayou Drainage Dst	0.03	0.00	0.00	0.66	0.00	0.00	0.00	0.00	0.00	0.00	0.00	0.00	0.69
6817 Sub Dst 1 - Bradley Slough	0.18	0.00	0.00	0.38	0.00	0.00	0.00	0.00	0.00	0.00	0.00	0.00	0.56
6818 Suburbia Sewer Imp #11	12,023.96	0.00	0.00	1.75	0.00	0.00	0.00	0.00	0.00	0.00	0.00	0.00	12,025.71
6819 Timber Tax	0.03	0.00	0.00	2.53	271.58	0.00	0.00	0.00	0.00	0.00	(0.34)	(271.27)	2.53
6820 Waterloo Drainage Dst	0.02	0.00	0.00	0.89	0.00	0.00	0.00	0.00	0.00	0.00	0.00	0.00	0.91
6821 Bayou Meto Water Mgmt Imp Dist	0.07	0.00	0.00	3.50	0.00	0.00	0.00	0.00	0.00	0.00	0.00	0.00	3.57
6822 Country Estates POI Dist	0.00	0.00	0.00	0.00	0.00	0.00	0.00	0.00	0.00	0.00	0.00	0.00	0.00
6823 Sewer Improvement Dst #39	0.00	0.00	0.00	0.02	0.00	0.00	0.00	0.00	0.00	0.00	0.00	0.00	0.02
6824 Village At Redfield Project	0.00	0.00	0.00	0.84	0.00	0.00	0.00	0.00	0.00	0.00	0.00	0.00	0.84
6825 Long Lake Drn Dst	0.00	0.00	0.00	0.00	0.00	0.00	0.00	0.00	0.00	0.00	0.00	0.00	0.00
6826 Linwood Moscow FD Residential	108.42	0.00	0.00	0.38	35.00	0.00	0.00	0.00	0.00	0.00	(0.05)	(143.37)	0.38
6827 Linwood Moscow FD Commercial	1.96	0.00	0.00	0.21	0.00	0.00	0.00	0.00	0.00	0.00	0.00	(1.96)	0.21
6828 Southeast FD Residential	214.57	0.00	0.00	0.52	210.00	0.00	0.00	0.00	0.00	0.00	(0.27)	(424.30)	0.52
6829 Southeast FD Commercial	2.89	0.00	0.00	0.31	0.00	0.00	0.00	0.00	0.00	0.00	0.00	(2.89)	0.31
Totals for All Funds	7,761,958.75	\$4,820,359.96	\$461,576.71	\$601,981.23	\$1,711,428.89	\$36,368.35	(\$310.35)	(\$3,425,135.38)	(\$601,981.23)	(\$1,711,428.89)	(\$36,368.35)	(\$880,328.24)	8,728,121.45

Jefferson County Treasurer



Vonysha Goodwin
Jefferson County Treasurer

TREASURER'S CERTIFICATION

I, Vonysha Goodwin, Treasurer of Jefferson County, Arkansas, do hereby certify that the following report is true and correct to the best of my knowledge and belief.

Vonysha Goodwin, Subscribed and sworn to before me
this the 1st day of May, 2018.

**JEFFERSON COUNTY
TREASURER'S REPORT**

Financial Highlights

April, 2018

** NEW COLUMN

	1/1/2018	4/30/2018	4/30/2017	2018	2017	DIFF(-)+ AT A GLANCE
1 ALL FUNDS COMBINED						
2 BALANCE	8,800,829.50	16,097,459.76	12,010,101.20			
3 RECEIPTS		13,324,233.24	9,343,711.45	27,552,828.75	22,750,968.15	4,801,860.60
4 EXPENDITURES		5,954,894.93	6,169,796.99	20,256,198.49	18,758,254.08	1,497,944.41
5						
6 CO. GENERAL FUND-1000						
7 BALANCE	2,064,515.99	742,697.59	444,862.95			
8 REVENUE PROJECTIONS	9,512,050.81	9,568,612.81	9,760,050.00			
9 APPROPRIATION	8,386,417.48	8,596,142.43	8,745,021.81			
10 RECEIPTS		498,193.68	545,793.93	1,827,643.98	1,758,783.78	68,860.20
11 EXPENDITURES		703,806.85	733,312.13	3,149,137.02	3,193,040.39	(43,903.37)
12 AVAILABLE FOR APPROPRIATION		15,609.10	39,023.19			
13						
14 CO. ROAD FUND-2000						
15 BALANCE	1,340,328.76	1,204,607.96	835,468.43			
16 REVENUE PROJECTIONS	5,280,600.00	5,588,755.00	5,271,025.00			
17 APPROPRIATION	4,332,243.00	4,332,243.00	3,622,264.00			
18 RECEIPTS		307,905.55	356,295.89	1,431,873.56	1,150,200.74	281,672.82
19 EXPENDITURES		441,343.70	284,063.58	1,567,594.36	1,317,040.07	250,554.29
20 AVAILABLE FOR APPROPRIATION		697,636.50	1,121,658.50			
21						
22 CO. ADULT JAIL FUND-1813						
23 BALANCE	12,005.76	21.49	9.02			
24 REVENUE PROJECTIONS	5,020,195.43	5,020,195.43	4,102,700.00			
25 APPROPRIATION	4,525,190.59	4,306,165.67	3,971,000.00			
26 RECEIPTS		587,122.57	427,170.11	1,524,840.80	1,293,642.32	231,198.48
27 EXPENDITURES		587,282.80	427,161.52	1,536,825.07	1,307,104.51	229,720.56
28 AVAILABLE FOR APPROPRIATION		212,010.22	-278570.00			
29						
30 DISTRICT COURT FUND-1819						
31 BALANCE	1.22	27875.27	0.01			
32 REVENUE PROJECTIONS	486,668.00	544,316.00	486,668.00			
33 APPROPRIATION	486,668.00	544,316.00	486,668.00			
34 RECEIPTS		145.35	34,367.51	206,713.49	182,048.27	24,665.22
35 EXPENDITURES		36,437.95	34,367.50	178,839.44	182,048.27	(3,208.83)
36 AVAILABLE FOR APPROPRIATION		0.00	0.00			
37						
38						
39 JUVENILE JUSTICE FUND-1803						
40 BALANCE	22,880.32	1.48	34,644.89			
41 REVENUE PROJECTIONS	1,929,030.02	1,929,030.02	1,556,100.00			
42 APPROPRIATION	1,855,120.02	1,852,501.97	1,550,000.00			
43 RECEIPTS		158,784.08	166,916.96	600,417.28	580,246.37	20,170.91
44 EXPENDITURES		158,783.57	152,065.50	623,296.12	612,880.32	10,415.80
45 AVAILABLE FOR APPROPRIATION		-116,374.95	-149510.00			
46						
47 DETENTION FACILITIES M & O FUND-3017						
48 BALANCE	1,149,550.47	824,293.73	1,158,640.61			
49 REVENUE PROJECTIONS	2,558,000.00	2,558,000.00	2,636,000.00			
50 APPROPRIATION	2,302,200.00	2,302,200.00	-			
51 RECEIPTS		186,636.26	197,389.26	778,252.11	787,129.17	(8,877.06)
52 EXPENDITURES		447,535.73	322,999.20	1,103,508.85	860,691.98	242,816.87
53 AVAILABLE FOR APPROPRIATION		0.00	0.00			
54						
55 PUBLIC SAFETY SALES TAX FUND-1805						
56 BALANCE	315,309.82	456,047.73	460,237.86			
57 REVENUE PROJECTIONS	2,894,278.84	3,121,559.85	2,730,500.00			
58 APPROPRIATION	2,386,321.28	2,832,128.29	1,828,340.52			
59 RECEIPTS		422,457.52	203,414.82	1,035,578.76	811,890.12	223,688.64
60 EXPENDITURES		227,108.58	273,018.99	894,840.85	815,926.03	78,914.82
61 AVAILABLE FOR APPROPRIATION		-22,724.42	629109.48			
62						
63 INTEREST EARNED-6011		7,464.43	6,223.92	16,210.86	14,783.38	1,427.48

Bank Ledger
Jefferson County Treasurer

Bank Name	Account Num	Last Transaction Date	Balance (4/30/2018)
5001 - Simmons Bank	5001	4/30/2018	9,300,599.56
5003 - Relyance Bank	5003	5/1/2018	3,733,295.76
5005 - SFNB Federal Grants Account	5005	4/26/2018	113,564.44
5021 - SFNB Check/Warrant Account	5021	5/1/2018	0.00
5075 - SFNB T-Note; 2/26/2021 @1.125	5075	1/1/2018	500,000.00
5076 - SFNB T-Note; 3/30/21@ 1.00	5076	1/31/2018	500,000.00
5077 - SFNB T-Note; 3/30/21@ 1.125	5077	1/1/2018	500,000.00
5078 - SFNB T-Note; 4/28/21 @1.125	5078	1/1/2018	500,000.00
5079 - SFNB T-Note; 4/28/23 1.25 Step	5079	1/1/2018	450,000.00
5067 - SFNB T-Note; 7/26/24 @1.500	5067	1/1/2018	500,000.00
			Tot : \$16,097,459.76

General Ledger Balances by Fund -- Month 4 (FY2018)

Parameters: Date Range: 4/1/2018-4/30/2018 Selected Funds: 131 Summary

Fund - Revenue Code	Beginning Balance	Cash Receipts	Void Checks	Transfer In	Tax Transfer In	Com Earned	Void Receipts	Warrants Paid	Transfer Out	Tax Transfer Out	Com Charged	Other Checks	Ending Balance
1000 * County General Fund	948,310.76	141,373.31	566.78	52,765.80	304,728.44	0.00	(673.87)	(667,063.37)	(29,136.03)	0.00	(6,174.23)	0.00	742,897.59
1801 Mtg Revenue Bond	13,615.44	0.00	0.00	0.00	0.00	0.00	0.00	0.00	0.00	0.00	0.00	0.00	13,615.44
1803 * Juvenile Justice Center	0.97	15,349.38	181.52	143,434.70	0.00	0.00	0.00	(156,089.84)	(2,618.05)	0.00	(257.20)	0.00	1,48
1804 * Solid Waste Contract Fund	0.00	0.00	0.00	104,558.30	0.00	0.00	0.00	(104,558.30)	0.00	0.00	0.00	0.00	0.00
1805 * Sales Tax/Public Safety Fund	260,696.79	194,805.41	5.40	227,652.11	0.00	0.00	0.00	(66,471.51)	(156,798.29)	0.00	(3,844.18)	0.00	456,047.73
1806 * Jeff Co Adult Jail Medical Fund	62,263.75	0.00	0.00	69.77	0.00	0.00	0.00	0.00	0.00	0.00	(1.40)	0.00	62,352.12
1808 * Environmental Enforcement Officer	11,713.47	157.00	0.00	12.63	0.00	0.00	0.00	(982.43)	0.00	0.00	(0.25)	0.00	10,900.42
1809 * FINS & Truancy Fund	113,350.64	6,127.08	75.00	118.55	0.00	0.00	0.00	(18,120.51)	0.00	0.00	(2.37)	0.00	101,548.39
1810 * Jury Fees Fund	19,925.23	0.00	0.00	20.47	0.00	0.00	0.00	(9,925.23)	0.00	0.00	(0.41)	0.00	10,020.06
1811 * Postage Fund	4,040.50	0.00	0.00	0.00	0.00	0.00	0.00	0.00	0.00	0.00	0.00	0.00	4,040.50
1812 * Solid Waste	135,436.22	152,249.89	0.00	195.41	0.00	0.00	0.00	(21,966.87)	(104,558.30)	0.00	(2,944.71)	0.00	158,409.64
1813 * Jeff. Co. Adult Jail Fund	181.72	143,297.64	5.40	443,824.93	0.00	0.00	0.00	(365,659.59)	(219,024.92)	0.00	(2,603.69)	0.00	21.49
1814 Jeff Co Emergency Reserve Fund	30,624.04	0.00	0.00	0.00	0.00	0.00	0.00	0.00	0.00	0.00	0.00	0.00	30,624.04
1815 * Jeff Co Hosp Insurance	8,879.50	983.57	0.00	9.79	0.00	0.00	0.00	(1,238.04)	0.00	0.00	(0.20)	0.00	8,634.62
1816 Stop-Loss Insurance	2,436.21	0.00	0.00	0.00	0.00	0.00	0.00	0.00	0.00	0.00	0.00	0.00	2,436.21
1817 * Jeff Co Workers Comp	11,020.15	0.00	0.00	13,503.83	0.00	0.00	0.00	(24,436.22)	0.00	0.00	(0.09)	0.00	87.67
1818 * Jeff Co Unemploy Insurance	121.08	0.00	0.00	10,844.89	0.00	0.00	0.00	(10,515.24)	0.00	0.00	(0.03)	0.00	450.70
1819 * District Court Fund	64,167.87	93.00	0.00	52.35	0.00	0.00	0.00	(3,655.46)	0.00	0.00	0.00	0.00	27,875.27
1900 ** Tri-Co Drug Task Force Grant Fund	60,019.30	4,269.78	0.00	0.00	0.00	0.00	0.00	(3,655.46)	0.00	0.00	0.00	0.00	60,633.62
1901 ** Fins & Truancy Grant Fund	24,876.46	3,064.00	0.00	0.00	0.00	0.00	0.00	(1,913.20)	0.00	0.00	0.00	0.00	24,495.26
2000 * County Road	1,338,046.11	218,963.29	2.70	1,494.12	87,448.14	0.00	(1,532.00)	(430,351.20)	(5,052.25)	0.00	(5,942.95)	0.00	1,204,607.96
3000 * Co. Treasurers Automation Fund	28,080.18	0.00	0.00	3,669.02	0.00	0.00	0.00	(407.53)	(16.94)	0.00	(0.64)	0.00	31,324.09
3001 *Collectors Auto Fund	179,745.07	0.00	1,515.00	196.66	0.00	0.00	0.00	(8,482.32)	0.00	0.00	(3.93)	0.00	172,970.48
3002 * Circuit Court Automation Fund	8,485.09	1,718.59	0.00	10.81	0.00	0.00	0.00	(1,121.38)	0.00	0.00	(34.59)	0.00	9,058.52
3004 Assessor's Amendment 79 Fund	52,861.01	0.00	0.00	59.22	0.00	0.00	0.00	0.00	0.00	0.00	(1.16)	0.00	52,919.05
3005 County Clerks Cost Fund	18,932.24	1,190.64	0.00	22.39	0.00	0.00	0.00	0.00	0.00	0.00	(24.26)	0.00	20,121.01
3006 *Recorders Cost Fund	83,260.53	25,419.00	0.00	113.43	0.00	0.00	0.00	(7,200.38)	0.00	0.00	(510.65)	0.00	101,081.93
3008 * Co Library	847,664.78	0.00	0.00	973.37	27,240.70	0.00	0.00	0.00	0.00	0.00	(564.25)	0.00	875,314.56
3012 Child Support Cost Fund	4,125.84	29.00	0.00	0.00	0.00	0.00	0.00	0.00	0.00	0.00	(0.58)	0.00	4,154.26

Jefferson County Treasurer

General Ledger Balances by Fund -- Month 4 (FY2018)

Parameters: Date Range: 4/1/2018-4/30/2018 Selected Funds: 131 Summary

Fund - Revenue Code	Beginning Balance	Cash Receipts	Void Checks	Transfer In	Tax Transfer In	Com Earned	Void Receipts	Warrants Paid	Transfer Out	Tax Transfer Out	Com Charged	Other Checks	Ending Balance
3017 Detention Facilities M & O Fund	1,065,193.20	186,636.26	0.00	0.00	0.00	0.00	0.00	0.00	(443,803.00)	0.00	(3,732.73)	0.00	824,293.73
3019 * Boating Sfty & Enforcement	516.50	641.65	0.00	1.06	0.00	0.00	0.00	0.00	0.00	0.00	(0.02)	0.00	1,159.19
3020 * Emergency 9-1-1 Fund	0.11	12,444.62	0.00	2.50	0.00	0.00	0.00	0.00	(12,195.83)	0.00	(248.96)	0.00	2.45
3022 * Emergency Vehicle Fund	27,591.70	3,195.00	0.00	33.48	0.00	0.00	0.00	0.00	0.00	0.00	(64.57)	0.00	30,755.61
3025 * Pros Atty Vicim Witness	157,612.06	1,954.71	0.00	7,055.09	0.00	0.00	0.00	(4,433.15)	(134.05)	0.00	(42.39)	0.00	162,012.27
3026 *Indigent Criminal Defense Fund	190,832.21	4,368.73	0.00	782.51	0.00	0.00	0.00	(4,438.67)	0.00	0.00	(91.69)	0.00	191,454.09
3027 District Court Cost	22,342.21	1,189.82	0.00	6,907.69	0.00	0.00	0.00	0.00	0.00	0.00	(24.43)	0.00	30,415.29
3028 * Adult Drug Ct Fund	36,700.18	110.10	0.00	41.22	0.00	0.00	0.00	0.00	0.00	0.00	(3.02)	0.00	36,848.48
3031 Circuit Ct Juve Div/Juve Pro Fee Fund	9,430.59	11,216.50	0.00	20.83	0.00	0.00	0.00	0.00	0.00	0.00	(224.76)	0.00	20,443.16
3032 Juvenils Ct Representation	4,904.60	0.00	0.00	0.00	0.00	0.00	0.00	0.00	0.00	0.00	0.00	0.00	4,904.60
3036 *Recycling Fund	122,456.38	1,600.30	0.00	123.65	0.00	0.00	0.00	(27,671.98)	0.00	0.00	(94.47)	0.00	96,473.88
3039 Circuit Clerk Commission Fund	4,784.31	0.00	0.00	5.36	0.00	0.00	0.00	0.00	0.00	0.00	(0.11)	0.00	4,789.56
3042 Assessor's Late Assessment Fee Fund	2,382.38	0.00	0.00	0.00	323.50	0.00	0.00	0.00	0.00	0.00	(6.47)	0.00	2,699.41
3401 * Juvenile Justice Education	469,344.23	51,111.32	5.40	507.42	0.00	0.00	0.00	(47,168.80)	0.00	0.00	(10.15)	0.00	473,789.42
3402 * Reserve Fund-Rural Fire Protection	60,010.00	0.00	0.00	0.00	0.00	0.00	0.00	0.00	0.00	0.00	0.00	0.00	60,010.00
3403 * MECA (Metro Emer Comm Assn)	217,488.23	16,427.00	5.40	65,419.01	0.00	0.00	0.00	(125,915.06)	0.00	0.00	(243.64)	0.00	173,190.94
3404 9-1-1 Emergency Sys Reserve	210,390.65	0.00	0.00	235.69	0.00	0.00	0.00	0.00	0.00	0.00	(4.71)	0.00	210,621.63
3405 9-1-1 CMRS Fund	214,832.52	0.00	0.00	239.42	0.00	0.00	0.00	0.00	(33,333.34)	0.00	(4.79)	0.00	181,733.81
3409 Jail Operation Fund	31,732.98	10,527.23	0.00	252.78	0.00	0.00	0.00	0.00	0.00	0.00	(211.42)	0.00	42,301.57
3410 Judicial Enhancement	1.84	0.00	0.00	0.00	0.00	0.00	0.00	0.00	0.00	0.00	0.00	0.00	1.84
3411 * Economic Development Sales Tax	0.00	559,908.76	0.00	0.00	0.00	0.00	(279,964.38)	(279,964.38)	0.00	0.00	0.00	0.00	0.00
3412 1st Div Crf Ct Jury Assess Fee	0.00	0.00	0.00	0.00	0.00	0.00	0.00	0.00	0.00	0.00	0.00	0.00	0.00
3414 Waste Tire Fcity Closure Cost Fund	3,740.00	0.00	0.00	0.00	0.00	0.00	0.00	0.00	0.00	0.00	0.00	0.00	3,740.00
3501 * Courthouse Sec Fund	0.00	0.00	0.00	0.00	0.00	0.00	0.00	0.00	0.00	0.00	0.00	0.00	0.00
3502 * Victims Of Crime Fund	36,423.87	9,908.12	0.00	0.00	0.00	0.00	0.00	(10,308.10)	0.00	0.00	0.00	0.00	36,023.89
3505 ** JC Drug Ct Accountability Gmt Fund	28,819.88	0.00	0.00	0.00	0.00	0.00	0.00	(385.00)	0.00	0.00	0.00	0.00	28,434.88
3506 **Fire Prevention & Safety Fund	0.68	0.00	0.00	0.00	0.00	0.00	0.00	0.00	0.00	0.00	0.00	0.00	0.68
3508 * Organized Crime Enf (Old LLEBG)	61,897.47	6,154.46	0.00	0.00	0.00	0.00	0.00	0.00	(5,635.04)	0.00	0.00	0.00	62,416.89
3509 * Justice Equitable Sharing Program Grant	10,306.43	0.00	0.00	0.00	0.00	0.00	0.00	0.00	0.00	0.00	0.00	0.00	10,306.43

Jefferson County Treasurer

General Ledger Balances by Fund -- Month 4 (FY2018)

Fund - Revenue Code	Beginning Balance		Cash Receipts		Void Checks		Transfer In		Tax Transfer In		Com Earned		Receipts		Warrants Paid		Tax Transfer Out		Com Charged		Other Checks		Ending Balance		
	14,774.70	0.00	0.00	0.00	0.00	0.00	0.00	0.00	0.00	0.00	0.00	0.00	0.00	0.00	0.00	0.00	0.00	0.00	0.00	0.00	0.00	0.00	14,774.70	0.00	
3510 * Recycling Res Recovery Grant Fund	14,774.70	0.00	0.00	0.00	0.00	0.00	0.00	0.00	0.00	0.00	0.00	0.00	0.00	0.00	0.00	0.00	0.00	0.00	0.00	0.00	0.00	0.00	0.00	14,774.70	0.00
3512 E-Waste Grant Fund	0.00	0.00	0.00	0.00	0.00	0.00	0.00	0.00	0.00	0.00	0.00	0.00	0.00	0.00	0.00	0.00	0.00	0.00	0.00	0.00	0.00	0.00	0.00	0.00	0.00
4800 * Jeff Co Construction	17,858.83	206,492.06	0.00	35.43	0.00	0.00	0.00	0.00	0.00	0.00	0.00	0.00	0.00	0.00	0.00	0.00	0.00	0.00	0.00	0.00	0.00	0.00	0.00	17,893.55	0.00
4801 * Jeff Co Courthouse Bldg	518.01	0.00	0.00	0.58	0.00	0.00	0.00	0.00	0.00	0.00	0.00	0.00	0.00	0.00	0.00	0.00	0.00	0.00	0.00	0.00	0.00	0.00	0.00	518.58	0.00
5800 Co Library - Capt Imp	119.77	0.00	0.00	0.00	0.00	0.00	0.00	0.00	4,785.42	0.00	0.00	0.00	0.00	0.00	0.00	0.00	0.00	0.00	0.00	0.00	0.00	0.00	0.00	0.00	0.00
6000 Treasurer's Commission	0.00	0.00	0.00	0.00	0.00	0.00	0.00	0.00	0.00	0.00	36,192.72	0.00	0.00	0.00	0.00	0.00	0.00	0.00	0.00	0.00	0.00	0.00	0.00	0.00	0.00
6002 10% Holdback	0.00	0.00	0.00	0.00	0.00	0.00	0.00	164.50	176,207.04	0.00	0.00	0.00	0.00	0.00	0.00	0.00	0.00	0.00	0.00	0.00	0.00	0.00	0.00	176,371.54	0.00
6003 Property Tax Relief Fund	0.00	18,547.76	0.00	0.00	0.00	0.00	0.00	0.00	0.00	0.00	0.00	0.00	0.00	0.00	0.00	0.00	0.00	0.00	0.00	0.00	0.00	0.00	0.00	0.00	0.00
6004 Delinquent Personal Tax	0.00	0.00	0.00	0.00	0.00	0.00	0.00	0.00	356,376.73	0.00	0.00	0.00	0.00	0.00	0.00	0.00	0.00	0.00	0.00	0.00	0.00	0.00	0.00	0.00	0.00
6005 Delinquent Real Estate Tax	0.00	0.00	0.00	0.00	0.00	0.00	0.00	0.00	136,626.75	0.00	0.00	0.00	0.00	0.00	0.00	0.00	0.00	0.00	0.00	0.00	0.00	0.00	0.00	0.00	0.00
6007 State Land Redemption	0.00	37,106.63	0.00	0.00	0.00	0.00	0.00	0.00	0.00	0.00	0.00	0.00	0.00	0.00	0.00	0.00	0.00	0.00	0.00	0.00	0.00	0.00	0.00	0.00	0.00
6009 * Law Library	52,213.37	5,491.40	0.00	933.58	0.00	0.00	0.00	0.00	0.00	0.00	0.00	0.00	0.00	0.00	0.00	0.00	0.00	0.00	0.00	0.00	0.00	0.00	0.00	52,764.30	0.00
6010 Jefferson Co. Admin Of Justice	369.45	37,902.08	0.00	0.00	0.00	0.00	0.00	0.00	0.00	0.00	0.00	0.00	0.00	0.00	0.00	0.00	0.00	0.00	0.00	0.00	0.00	0.00	0.00	0.00	0.00
6011 Interest Earned	0.00	7,464.43	0.00	0.00	0.00	0.00	0.00	0.00	0.00	0.00	0.00	0.00	0.00	0.00	0.00	0.00	0.00	0.00	0.00	0.00	0.00	0.00	0.00	0.00	0.00
6013 Common School - Unapportioned	0.00	39.00	0.00	0.00	0.00	0.00	0.00	0.00	0.00	0.00	0.00	0.00	0.00	0.00	0.00	0.00	0.00	0.00	0.00	0.00	0.00	0.00	0.00	0.00	0.00
6016 County Fire Protection Premium Tax Fund	0.00	10,237.64	0.00	0.00	0.00	0.00	0.00	0.00	0.00	0.00	0.00	0.00	0.00	0.00	0.00	0.00	0.00	0.00	0.00	0.00	0.00	0.00	0.00	0.00	0.00
6017 Co Sheriff's Office Fund	0.00	13,781.34	0.00	0.00	0.00	0.00	0.00	0.00	0.00	0.00	0.00	0.00	0.00	0.00	0.00	0.00	0.00	0.00	0.00	0.00	0.00	0.00	0.00	0.00	0.00
6400 Advance Tax Collector	1,282,000.00	10,367,198.82	0.00	4,984.59	0.00	0.00	0.00	0.00	0.00	0.00	0.00	0.00	0.00	0.00	0.00	0.00	0.00	0.00	0.00	0.00	0.00	0.00	0.00	0.00	0.00
6407 Delinquent Lot Clearance	0.00	0.00	0.00	0.00	0.00	0.00	0.00	0.00	24.32	0.00	0.00	0.00	0.00	0.00	0.00	0.00	0.00	0.00	0.00	0.00	0.00	0.00	0.00	0.00	0.00
6408 Delinquent Utility Tax	0.00	0.00	0.00	0.00	0.00	0.00	0.00	0.00	0.00	0.00	0.00	0.00	0.00	0.00	0.00	0.00	0.00	0.00	0.00	0.00	0.00	0.00	0.00	0.00	0.00
6409 Delinquent Improvement Tax	0.00	0.00	0.00	0.00	0.00	0.00	0.00	0.00	0.00	0.00	0.00	0.00	0.00	0.00	0.00	0.00	0.00	0.00	0.00	0.00	0.00	0.00	0.00	0.00	0.00
6410 Tax Protest Fund	0.00	0.00	0.00	0.00	0.00	0.00	0.00	0.00	601.36	0.00	0.00	0.00	0.00	0.00	0.00	0.00	0.00	0.00	0.00	0.00	0.00	0.00	0.00	0.00	0.00
6600 Pine Bluff - General	257.19	0.00	0.00	0.00	0.00	0.00	0.00	0.00	0.00	0.00	0.00	0.00	0.00	0.00	0.00	0.00	0.00	0.00	0.00	0.00	0.00	0.00	0.00	0.00	0.00
6601 Pine Bluff - Road	76.88	0.00	0.00	0.00	0.00	0.00	0.00	0.00	0.00	0.00	0.00	0.00	0.00	0.00	0.00	0.00	0.00	0.00	0.00	0.00	0.00	0.00	0.00	0.00	0.00
6602 Pine Bluff - Library	81.93	0.00	0.00	0.00	0.00	0.00	0.00	0.00	0.00	0.00	0.00	0.00	0.00	0.00	0.00	0.00	0.00	0.00	0.00	0.00	0.00	0.00	0.00	0.00	0.00
6603 Pine Bluff - Policemen	51.02	0.00	0.00	0.00	0.00	0.00	0.00	0.00	0.00	0.00	0.00	0.00	0.00	0.00	0.00	0.00	0.00	0.00	0.00	0.00	0.00	0.00	0.00	0.00	0.00
6604 Pine Bluff - Firemen	51.02	0.00	0.00	0.00	0.00	0.00	0.00	0.00	0.00	0.00	0.00	0.00	0.00	0.00	0.00	0.00	0.00	0.00	0.00	0.00	0.00	0.00	0.00	0.00	0.00
6605 Pine Bluff - Bonds	0.00	0.00	0.00	0.00	0.00	0.00	0.00	0.00	0.00	0.00	0.00	0.00	0.00	0.00	0.00	0.00	0.00	0.00	0.00	0.00	0.00	0.00	0.00	0.00	0.00
6606 Pine Bluff Lib - Capt Imp	137.77	0.00	0.00	0.00	0.00	0.00	0.00	0.00	0.00	0.00	0.00	0.00	0.00	0.00	0.00	0.00	0.00	0.00	0.00	0.00	0.00	0.00	0.00	0.00	0.00

Jefferson County Treasurer

General Ledger Balances by Fund -- Month 4 (FY2018)

5/1/2018 1:59 PM
Report Code: 3 - Full

Parameters: Date Range: 4/1/2018-4/30/2018 Selected Funds: 131 Summary

Fund - Revenue Code

	Beginning Balance	Cash Receipts	Void Checks	Transfer In	Tax Transfer In	Com Earned	Void Receipts	Warrants Paid	Transfer Out	Tax Transfer Out	Com Charged	Other Checks	Ending Balance
6610 Altheimer - General	2.88	0.00	0.00	0.24	1,265.76	0.00	0.00	0.00	0.00	0.00	(3.16)	(1,265.48)	0.24
6611 Altheimer - Road	0.87	0.00	0.00	0.07	379.72	0.00	0.00	0.00	0.00	0.00	(0.96)	(379.63)	0.07
6620 Humphrey - General	0.80	0.00	0.00	0.11	688.71	0.00	0.00	0.00	0.00	0.00	(1.72)	(687.79)	0.11
6630 Redfield - General	10.28	0.00	0.00	1.07	4,804.62	0.00	0.00	0.00	0.00	0.00	(12.02)	(4,802.88)	1.07
6631 Redfield - Road	3.08	0.00	0.00	0.32	1,441.37	0.00	0.00	0.00	0.00	0.00	(3.61)	(1,440.84)	0.32
6640 Sherrill - General	0.29	0.00	0.00	0.09	361.44	0.00	0.00	0.00	0.00	0.00	(0.91)	(360.82)	0.09
6650 Wabbaseka - General	0.64	0.00	0.00	0.09	421.41	0.00	0.00	0.00	0.00	0.00	(1.04)	(421.01)	0.09
6660 White Hall - General	51.66	0.00	0.00	5.21	22,890.77	0.00	0.00	0.00	0.00	0.00	(57.24)	(22,885.20)	5.20
6661 White Hall - Road	15.50	0.00	0.00	1.56	6,867.23	0.00	0.00	0.00	0.00	0.00	(17.16)	(6,865.57)	1.56
6700 Pine Bluff SD 3	2,038.87	504,198.75	0.00	195.02	841,067.86	0.00	0.00	(504,198.75)	0.00	0.00	(2,103.16)	(841,004.06)	194.53
6710 Dollarway SD 2	580.40	152,778.99	0.00	56.66	249,378.40	0.00	0.00	(152,778.99)	0.00	0.00	(623.59)	(249,335.35)	56.52
6720 Altheimer Unified SD 22	0.28	577.14	0.00	0.11	943.97	0.00	0.00	(577.14)	0.00	0.00	(2.36)	(941.89)	0.11
6730 Watson Chapel SD 24	488.81	193,300.14	0.00	55.35	263,832.09	0.00	0.00	(193,300.14)	0.00	0.00	(659.71)	(263,661.33)	55.21
6740 White Hall SD 27	1,418.88	253,435.38	0.00	88.67	396,960.25	0.00	0.00	(253,435.38)	0.00	0.00	(992.61)	(397,386.74)	88.45
6750 Humphrey-DeWitt SD	43.68	11,355.77	0.00	3.91	17,255.63	0.00	0.00	(11,355.77)	0.00	0.00	(38.55)	(17,260.77)	3.90
6760 Arkansas Co SD 1	0.00	0.00	0.00	0.02	150.54	0.00	0.00	0.00	0.00	0.00	(0.38)	(150.16)	0.02
6800 Cousart Bayou	2.21	0.00	0.00	0.73	2,802.74	0.00	0.00	0.00	0.00	0.00	(3.50)	(2,801.45)	0.73
6801 Drainage District #4	0.19	0.00	0.00	0.00	4.50	0.00	0.00	0.00	0.00	0.00	(0.01)	0.00	0.19
6802 Drainage District #7	0.15	0.00	0.00	0.01	31.97	0.00	0.00	0.00	0.00	0.00	(0.04)	(32.08)	0.01
6803 Fairley Lake Levee Dst	1.25	0.00	0.00	0.09	351.57	0.00	0.00	0.00	0.00	0.00	(0.44)	(352.38)	0.09
6804 Five Forks Drainage Dst	0.33	0.00	0.00	0.05	203.26	0.00	0.00	0.00	0.00	0.00	(0.25)	(203.34)	0.05
6805 Flat Bayou Drainage Dst	0.78	0.00	0.00	0.31	1,186.03	0.00	0.00	0.00	0.00	0.00	(1.48)	(1,185.33)	0.31
6806 Frenchtown-Auburn Levee	1.58	0.00	0.00	0.19	722.25	0.00	0.00	0.00	0.00	0.00	(0.90)	(722.93)	0.19
6807 Grady-Gould Watershed	1.21	0.00	0.00	0.00	1.64	0.00	0.00	0.00	0.00	0.00	0.00	0.00	1.21
6808 Harding Drainage Imp Dst	253.65	0.00	0.00	2.20	2,059.57	0.00	0.00	0.00	0.00	0.00	(2.57)	2,312.85	2.85
6810 Levee District #3	0.20	0.00	0.00	0.12	477.83	0.00	0.00	0.00	0.00	0.00	(0.60)	(477.43)	0.12
6811 New Gascoy Levee Dst	0.53	0.00	0.00	0.01	21.12	0.00	0.00	0.00	0.00	0.00	(0.03)	(21.62)	0.01
6812 Pinewood Sewer Imp Dst	0.93	0.00	0.00	0.22	830.25	0.00	0.00	0.00	0.00	0.00	(1.04)	(830.14)	0.22
6813 Plum Bayou Levee Dst	6.78	0.00	0.00	1.13	4,314.96	0.00	0.00	0.00	0.00	0.00	(5.39)	(4,316.35)	1.13

Jefferson County Treasurer


General Ledger Balances by Fund -- Month 4 (FY2018)

5/1/2018 1:59 PM
Report Code: 3 - Full

Parameters: Date Range: 4/1/2018-4/30/2018 Selected Funds: 131 Summary

Fund - Revenue Code	Beginning Balance	Cash Receipts	Void Checks	Transfer In	Tax Transfer In	Com Earned	Void Receipts	Warrants Paid	Transfer Out	Tax Transfer Out	Com Charged	Other Checks	Ending Balance
6814 Plum Bayou Irrigation Dst	0.39	0.00	0.00	0.23	868.88	0.00	0.00	0.00	0.00	0.00	(1.08)	(886.19)	0.23
6815 Salt Bayou Drainage Dst	0.69	0.00	0.00	0.14	527.18	0.00	0.00	0.00	0.00	0.00	(0.66)	(527.21)	0.14
6817 Sub Dst 1 - Bradley Slough	0.56	0.00	0.00	0.09	334.93	0.00	0.00	0.00	0.00	0.00	(0.42)	(335.07)	0.09
6818 Suburbia Sewer Imp #11	12,025.71	0.00	0.00	13.47	0.00	0.00	0.00	0.00	0.00	0.00	(0.02)	0.00	12,039.16
6819 Timber Tax	2.53	0.00	0.00	0.50	1,941.81	0.00	0.00	0.00	0.00	0.00	(2.43)	(1,941.91)	0.50
6820 Waterfoo Drainage Dst	0.91	0.00	0.00	0.08	320.89	0.00	0.00	0.00	0.00	0.00	(0.40)	(321.40)	0.08
6821 Bayou Meto Water Mgmt Imp Dist	3.57	0.00	0.00	0.83	3,187.51	0.00	0.00	0.00	0.00	0.00	(3.98)	(3,187.10)	0.83
6822 Country Estates POI Dist	0.00	0.00	0.00	0.00	0.00	0.00	0.00	0.00	0.00	0.00	0.00	0.00	0.00
6823 Sewer Improvement Dst #39	0.02	0.00	0.00	0.00	849.61	0.00	0.00	0.00	0.00	0.00	(1.06)	(849.39)	0.02
6824 Village At Redfield Project	0.84	0.00	0.00	0.22	0.00	0.00	0.00	0.00	0.00	0.00	0.00	0.00	0.83
6825 Long Lake Drn Dst	0.00	0.00	0.00	0.00	0.00	0.00	0.00	0.00	0.00	0.00	0.00	0.00	0.00
6826 Linwood Moscow FD Residential	0.38	0.00	0.00	0.00	381.50	0.00	0.00	0.00	0.00	0.00	(0.50)	(381.38)	0.00
6827 Linwood Moscow FD Commercial	0.21	0.00	0.00	0.00	67.50	0.00	0.00	0.00	0.00	0.00	(0.09)	(67.62)	0.00
6828 Southeast FD Residential	0.52	0.00	0.00	0.00	716.47	0.00	0.00	0.00	0.00	0.00	(0.94)	(716.05)	0.00
6829 Southeast FD Commercial	0.31	0.00	0.00	0.00	560.00	0.00	0.00	0.00	0.00	0.00	(0.73)	(559.56)	0.00
Totals for All Funds	8,728,121.45	\$13,606,393.49	\$7,347.19	\$1,086,851.88	\$5,018,905.81	\$35,192.72	\$282,160.25	(\$3,769,758.47)	(\$1,086,851.88)	(\$5,018,905.81)	(\$36,192.72)	(\$2,192,483.65)	16,097,459.76

Jefferson County Treasurer



Vonysha Goodwin
Jefferson County Treasurer

TREASURER'S CERTIFICATION

I, Vonysha Goodwin, Treasurer of Jefferson County, Arkansas, do hereby certify that the following report is true and correct to the best of my knowledge and belief.

Vonysha Goodwin, Subscribed and sworn to before me
this the *4th* day of *June*, 2018.

**JEFFERSON COUNTY
TREASURER'S REPORT
Financial Highlights**

May, 2018

** NEW COLUMN

	1/1/2018	5/31/2018	5/31/2017	2018	2017	DIFF(-)+ AT A GLANCE
1 ALL FUNDS COMBINED						
2 BALANCE	8,800,829.50	9,665,275.75	10,616,989.23			
3 RECEIPTS		8,421,780.77	10,169,031.16	35,974,609.52	32,919,999.31	3,054,610.21
4 EXPENDITURES		14,853,964.78	11,562,143.13	35,110,163.27	30,320,397.21	4,789,766.06
5						
6 CO. GENERAL FUND-1000						
7 BALANCE	2,064,515.99	1,306,038.45	598,578.16			
8 REVENUE PROJECTIONS	9,512,050.81	9,568,612.81	9,760,050.00			
9 APPROPRIATION	8,386,417.48	8,599,343.46	8,781,125.79			
10 RECEIPTS		1,323,661.12	890,608.56	3,151,305.10	2,649,392.34	501,912.76
11 EXPENDITURES		760,320.26	736,893.35	3,909,457.28	3,929,933.74	(20,476.46)
12 AVAILABLE FOR APPROPRIATION		12,408.07	2,919.21			
13						
14 CO. ROAD FUND-2000						
15 BALANCE	1,340,328.76	1,174,516.32	982,749.64			
16 REVENUE PROJECTIONS	5,280,600.00	5,588,755.00	5,271,025.00			
17 APPROPRIATION	4,332,243.00	4,642,867.99	3,622,264.00			
18 RECEIPTS		604,498.85	518,302.21	2,036,372.41	1,668,502.95	367,869.46
19 EXPENDITURES		634,590.49	371,021.00	2,202,184.85	1,688,061.07	514,123.78
20 AVAILABLE FOR APPROPRIATION		387,011.51	1,121,658.50			
21						
22 CO. ADULT JAIL FUND-1813						
23 BALANCE	12,005.76	5,515.70	17.31			
24 REVENUE PROJECTIONS	5,020,195.43	5,020,195.43	4,102,700.00			
25 APPROPRIATION	4,525,190.59	4,306,165.67	3,971,000.00			
26 RECEIPTS		347,347.59	294,935.49	1,872,188.39	1,588,577.81	283,610.58
27 EXPENDITURES		341,853.38	294,927.20	1,878,678.45	1,602,031.71	276,646.74
28 AVAILABLE FOR APPROPRIATION		212,010.22	-278570.00			
29						
30 DISTRICT COURT FUND-1819						
31 BALANCE	1.22	158.84	99208.60			
32 REVENUE PROJECTIONS	486,668.00	544,316.00	486,668.00			
33 APPROPRIATION	486,668.00	544,316.00	486,668.00			
34 RECEIPTS		9,024.47	129,764.70	215,737.96	311,812.97	(96,075.01)
35 EXPENDITURES		36,740.90	30,556.11	215,580.34	212,604.38	2,975.96
36 AVAILABLE FOR APPROPRIATION		0.00	0.00			
37						
38						
39 JUVENILE JUSTICE FUND-1803						
40 BALANCE	22,880.32	11,096.22	44,893.22			
41 REVENUE PROJECTIONS	1,929,030.02	1,929,030.02	1,556,100.00			
42 APPROPRIATION	1,855,120.02	1,852,501.97	1,550,000.00			
43 RECEIPTS		137,012.18	155,230.30	737,429.46	735,476.67	1,952.79
44 EXPENDITURES		125,917.44	144,981.97	749,213.56	757,862.29	(8,648.73)
45 AVAILABLE FOR APPROPRIATION		-116,374.95	-149510.00			
46						
47 DETENTION FACILITIES M & O FUND-3017						
48 BALANCE	1,149,550.47	774,927.46	1,179,828.73			
49 REVENUE PROJECTIONS	2,558,000.00	2,558,000.00	2,636,000.00			
50 APPROPRIATION	2,302,200.00	2,302,200.00	-			
51 RECEIPTS		223,843.24	208,768.51	1,002,095.35	995,897.68	6,197.67
52 EXPENDITURES		273,209.51	187,580.39	1,376,718.36	1,048,272.37	328,445.99
53 AVAILABLE FOR APPROPRIATION		0.00	0.00			
54						
55 PUBLIC SAFETY SALES TAX FUND-1805						
56 BALANCE	315,309.82	524,432.79	365,573.67			
57 REVENUE PROJECTIONS	2,894,278.84	3,121,559.85	2,730,500.00			
58 APPROPRIATION	2,386,321.28	2,832,128.29	1,828,340.52			
59 RECEIPTS		231,378.08	214,963.07	1,266,956.84	1,026,853.19	240,103.65
60 EXPENDITURES		162,993.02	309,627.24	1,057,833.87	1,125,553.29	(67,719.42)
61 AVAILABLE FOR APPROPRIATION		-22,724.42	629109.48			
62						
63 INTEREST EARNED-6011		7,550.07	6,739.23	23,760.93	16,434.34	7,326.59

**Bank Ledger
Jefferson County Treasurer**

Bank Name	Account Num	Last Transaction Date	Balance (5/31/2018)
5001 - Simmons Bank	5001	6/1/2018	4,099,155.45
5003 - Relyance Bank	5003	5/31/2018	2,508,162.06
5005 - SFNB Federal Grants Account	5005	5/24/2018	107,808.24
5021 - SFNB Check/Warrant Account	5021	6/1/2018	150.00
5075 - SFNB T-Note; 2/26/2021 @1.125	5075	1/1/2018	500,000.00
5076 - SFNB T-Note; 3/30/21@ 1.00	5076	1/31/2018	500,000.00
5077 - SFNB T-Note; 3/30/21@ 1.125	5077	1/1/2018	500,000.00
5078 - SFNB T-Note; 4/28/21 @1.125	5078	1/1/2018	500,000.00
5079 - SFNB T-Note; 4/28/23 1.25 Step	5079	1/1/2018	450,000.00
5067 - SFNB T-Note; 7/26/24 @1.500	5067	1/1/2018	500,000.00
Tot:			\$9,665,275.75

General Ledger Balances by Fund -- Month 5 (FY2018)

Parameters: Date Range: 5/1/2018-5/31/2018 Selected Funds: 131 Summary

Fund - Revenue Code	Beginning Balance	Cash Receipts	Void Checks	Transfer In	Tax Transfer In	Com Earned	Receipts	Warrants Paid	Transfer Out	Tax Transfer Out	Com Charged	Other Checks	Ending Balance
1000 * County General Fund	742,697.59	315,109.81	285.68	88,314.56	920,840.18	0.00	(603.43)	(717,845.97)	(22,426.23)	0.00	(20,333.69)	0.00	1,306,038.45
1801 Mtg Revenue Bond	13,615.44	0.00	0.00	0.00	0.00	0.00	0.00	0.00	0.00	0.00	0.00	0.00	13,615.44
1803 * Juvenile Justice Center	1.48	56,801.03	1,396.48	80,211.15	0.00	0.00	0.00	(126,374.54)	0.00	0.00	(939.38)	0.00	11,096.22
1804 * Solid Waste Contract Fund	0.00	0.00	0.00	104,558.30	0.00	0.00	0.00	(104,558.30)	0.00	0.00	0.00	0.00	0.00
1805 * Sales Tax/Public Safety Fund	456,047.73	231,088.53	0.00	289.55	0.00	0.00	0.00	(69,596.14)	(88,779.32)	0.00	(4,627.56)	0.00	524,432.79
1806 * Jeff Co Adult Jail Medical Fund	62,352.12	0.00	0.00	42.04	0.00	0.00	0.00	0.00	0.00	0.00	(0.84)	0.00	62,393.32
1808 * Environmental Enforcement Officer	10,900.42	0.00	0.00	7.00	0.00	0.00	0.00	(1,055.37)	0.00	0.00	(0.14)	0.00	9,851.91
1809 * FINS & Truancy Fund	101,548.39	1,928.52	0.00	64.02	0.00	0.00	0.00	(12,022.80)	0.00	0.00	(1.28)	0.00	91,516.85
1810 * Jury Fees Fund	10,020.06	0.00	0.00	235.10	0.00	0.00	0.00	0.00	0.00	0.00	(0.14)	0.00	10,255.02
1811 * Postage Fund	4,040.50	0.00	0.00	18,807.00	0.00	0.00	0.00	(11,423.75)	(228.27)	0.00	0.00	0.00	11,195.48
1812 * Solid Waste	158,409.64	140,717.80	0.00	119.64	0.00	0.00	0.00	(21,367.56)	(104,558.30)	0.00	(2,501.46)	0.00	170,819.76
1813 * Jeff. Co. Adult Jail Fund	21.49	78,604.42	7,238.48	268,743.17	0.00	0.00	0.00	(284,623.65)	(62,911.91)	0.00	(1,556.30)	0.00	5,515.70
1814 Jeff Co Emergency Reserve Fund	30,624.04	0.00	0.00	0.00	0.00	0.00	0.00	0.00	0.00	0.00	0.00	0.00	30,624.04
1815 * Jeff Co Hosp Insurance	8,634.62	792.86	1,080.00	5.82	0.00	0.00	0.00	(2,318.04)	0.00	0.00	(0.12)	0.00	8,195.14
1816 Stop-Loss Insurance	2,436.21	0.00	0.00	0.00	0.00	0.00	0.00	0.00	0.00	0.00	0.00	0.00	2,436.21
1817 * Jeff Co Workers Comp	87.67	0.00	0.00	62,933.04	0.00	0.00	0.00	(24,436.22)	0.00	0.00	(0.42)	0.00	38,584.07
1818 * Jeff Co Unemploy Insurance	450.70	0.00	0.00	0.30	0.00	0.00	0.00	0.00	0.00	0.00	(0.01)	0.00	450.99
1819 * District Court Fund	27,875.27	439.85	9,350.48	8,584.62	0.00	0.00	0.00	(46,081.20)	0.00	0.00	(0.18)	0.00	158.84
1900 ** Tri-Co Drug Task Force Grant Fund	60,633.62	4,250.78	7.34	0.00	0.00	0.00	0.00	(3,662.80)	0.00	0.00	0.00	0.00	61,228.94
1901 ** Fins & Truancy Grant Fund	24,495.26	0.00	0.00	0.00	0.00	0.00	0.00	(1,913.20)	0.00	0.00	0.00	0.00	22,582.06
2000 * County Road	1,204,607.96	243,291.09	0.00	1,018.32	360,189.44	0.00	0.00	(623,015.87)	0.00	0.00	(11,574.62)	0.00	1,174,516.32
3000 * Co. Treasurers Automation Fund	31,324.09	0.00	0.00	3,640.12	0.00	0.00	0.00	(840.60)	0.00	0.00	(2.31)	0.00	34,123.19
3001 *Collectors Auto Fund	172,970.48	0.00	0.00	115.61	0.00	0.00	0.00	(3,501.60)	0.00	0.00	0.00	0.00	169,582.18
3002 * Circuit Court Automation Fund	9,058.52	1,288.14	0.00	6.64	0.00	0.00	0.00	(1,121.38)	0.00	0.00	(25.89)	0.00	9,206.03
3004 Assessor's Amendment 79 Fund	52,919.05	0.00	0.00	35.20	0.00	0.00	0.00	0.00	(992.62)	0.00	(0.70)	0.00	51,960.95
3005 County Clerks Cost Fund	20,121.01	1,171.24	0.00	14.29	0.00	0.00	0.00	0.00	0.00	0.00	(23.71)	0.00	21,282.63
3006 *Recorders Cost Fund	101,081.93	24,691.00	0.00	81.16	0.00	0.00	0.00	(7,170.14)	0.00	0.00	(495.44)	0.00	118,188.51
3008 * Co Library	875,314.56	0.00	0.00	673.88	137,259.57	0.00	0.00	0.00	0.00	0.00	(2,758.69)	0.00	1,010,489.32
3012 Child Support Cost Fund	4,154.26	170.00	0.00	0.00	0.00	0.00	0.00	0.00	0.00	0.00	(3.40)	0.00	4,320.86

General Ledger Balances by Fund -- Month 5 (FY2018)

Parameters: Date Range: 5/1/2018-5/31/2018 Selected Funds: 131 Summary

Fund - Revenue Code	Beginning Balance	Cash Receipts	Void Checks	Transfer In	Tax Transfer In	Com Earned	Void Receipts	Warrants Paid	Transfer O.R.	Tax Transfer Out	Com Charged	Other Checks	Ending Balance
3017 Detention Facilities M & O Fund	824,293.73	223,843.24	0.00	0.00	0.00	0.00	0.00	0.00	(268,732.65)	0.00	(4,476.86)	0.00	774,927.86
3019 * Boating Sfty & Enforcement	1,159.19	0.00	0.00	0.78	0.00	0.00	0.00	0.00	0.00	0.00	(0.02)	0.00	1,159.95
3020 * Emergency 9-1-1 Fund	2.45	10,444.76	0.00	0.77	0.00	0.00	0.00	0.00	(10,238.37)	0.00	(208.92)	0.00	0.75
3022 * Emergency Vehicle Fund	30,755.61	1,020.00	0.00	21.37	0.00	0.00	0.00	0.00	0.00	0.00	(20.83)	0.00	31,776.15
3025 * Pros Atty Victim Witness	162,012.27	1,938.71	0.00	5,914.90	0.00	0.00	0.00	(5,265.96)	0.00	0.00	(41.01)	0.00	164,558.91
3026 * Indigent Criminal Defense Fund	191,454.09	5,090.58	0.00	610.94	0.00	0.00	0.00	(2,977.08)	0.00	0.00	(90.03)	0.00	194,086.50
3027 District Court Cost	30,415.29	1,189.82	0.00	5,829.22	0.00	0.00	0.00	0.00	0.00	0.00	(24.30)	0.00	37,410.03
3028 * Adult Drug Ct Fund	36,848.48	90.00	0.00	24.73	0.00	0.00	0.00	(531.00)	0.00	0.00	(2.29)	0.00	36,429.92
3031 Circuit Ct Juve Div/Juve Pro Fee Fund	20,443.16	7,668.50	0.00	17.87	0.00	0.00	0.00	0.00	0.00	0.00	(153.73)	0.00	27,975.80
3032 Juvenile Ct Representation	4,904.60	0.00	0.00	0.00	0.00	0.00	0.00	0.00	0.00	0.00	0.00	0.00	4,904.60
3036 * Recycling Fund	96,473.88	28,556.33	0.00	63.93	0.00	0.00	0.00	(18,990.29)	0.00	0.00	(27.70)	0.00	106,076.15
3039 Circuit Clerk Commission Fund	4,789.56	395.28	0.00	3.47	0.00	0.00	0.00	0.00	0.00	0.00	(7.98)	0.00	5,180.33
3042 Assessor's Late Assessment Fee Fund	2,699.41	0.00	0.00	0.00	344.00	0.00	0.00	(2,208.43)	0.00	0.00	(6.88)	0.00	828.10
3401 * Juvenile Justice Education	473,789.42	48,930.32	145.00	322.20	0.00	0.00	0.00	(45,056.83)	0.00	0.00	(6.44)	0.00	478,123.67
3402 * Reserve Fund-Rural Fire Protection	60,010.00	0.00	0.00	0.00	0.00	0.00	0.00	0.00	0.00	0.00	0.00	0.00	60,010.00
3403 * MECA (Metro Emer Comm Assn)	173,190.94	57,888.00	150.00	43,677.23	0.00	0.00	0.00	(126,940.44)	0.00	0.00	(2.11)	0.00	147,963.62
3404 9-1-1 Emergency Sys Reserve	210,621.63	0.00	0.00	142.00	0.00	0.00	0.00	0.00	0.00	0.00	(2.84)	0.00	210,760.79
3405 9-1-1 CMRS Fund	181,733.81	10,918.56	0.00	125.60	0.00	0.00	0.00	0.00	(33,333.33)	0.00	(2.51)	0.00	159,442.12
3409 Jail Operation Fund	42,301.57	10,527.23	0.00	211.21	0.00	0.00	0.00	0.00	0.00	0.00	(211.24)	0.00	52,828.77
3410 Judicial Enhancement	1.84	0.00	0.00	0.00	0.00	0.00	0.00	0.00	0.00	0.00	0.00	0.00	1.84
3411 * Economic Development Sales Tax	0.00	335,764.86	0.00	0.00	0.00	0.00	0.00	(335,764.86)	0.00	0.00	0.00	0.00	0.00
3412 1st Div Ct Ct Jury Assess Fee	0.00	0.00	0.00	0.00	0.00	0.00	0.00	0.00	0.00	0.00	0.00	0.00	0.00
3414 Waste Tire Fcily Closure Cost Fund	3,740.00	0.00	0.00	0.00	0.00	0.00	0.00	0.00	0.00	0.00	0.00	0.00	3,740.00
3501 * Courthouse Sec Fund	0.00	0.00	0.00	0.00	0.00	0.00	0.00	0.00	0.00	0.00	0.00	0.00	0.00
3502 * Victims Of Crime Fund	36,023.89	9,971.16	0.00	0.00	0.00	0.00	0.00	(10,910.42)	0.00	0.00	0.00	0.00	35,084.63
3505 ** JC Drug Ct Accountability Grnt Fund	28,434.88	0.00	0.00	0.00	0.00	0.00	0.00	(4,438.32)	0.00	0.00	0.00	0.00	23,996.56
3506 ** Fire Prevention & Safety Fund	0.68	0.00	0.00	0.00	0.00	0.00	0.00	0.00	0.00	0.00	0.00	0.00	0.68
3508 * Organized Crime Ent (Old LLEBG)	62,416.89	3,127.12	0.00	0.00	0.00	0.00	0.00	0.00	0.00	0.00	0.00	0.00	65,544.01
3509 * Justice Equitable Sharing Program Grant	10,308.43	15,455.45	0.00	0.00	0.00	0.00	0.00	(7,000.00)	0.00	0.00	0.00	0.00	18,761.88

Jefferson County Treasurer

General Ledger Balances by Fund -- Month 5 (FY2018)

Parameters: Date Range: 5/1/2018-5/31/2018 Selected Funds: 131 Summary

Fund - Revenue Code	Beginning Balance	Cash Receipts	Void Checks	Transfer In	Tax Transfer In	Com Earned	Void Receipts	Warrants Paid	Transfer Out	Tax Transfer Out	Com Charged	Other Checks	Ending Balance
3510 * Recycling Res Recovery Grant Fund	14,774.70	0.00	0.00	0.00	0.00	0.00	0.00	(348.62)	0.00	0.00	0.00	0.00	14,426.08
3512 *E-Waste Construction	0.00	0.00	0.00	0.00	0.00	0.00	0.00	0.00	0.00	0.00	0.00	0.00	0.00
4800 * Jeff Co Construction	17,893.55	147,705.39	0.00	12.06	0.00	0.00	0.00	(147,705.39)	0.00	0.00	(0.24)	0.00	17,905.37
4801 * Jeff Co Courthouse Bldg	518.58	0.00	0.00	0.35	0.00	0.00	0.00	0.00	0.00	0.00	(0.01)	0.00	518.92
5800 Co Library - Capt Imp	0.00	0.00	0.00	0.00	24,212.20	0.00	0.00	0.00	0.00	0.00	(484.24)	(23,727.96)	0.00
6000 Treasurer's Commission	0.00	0.00	0.00	0.00	0.00	71,007.47	0.00	0.00	(71,007.47)	0.00	0.00	0.00	0.00
6002 10% Holdback	176,371.54	0.00	0.00	695.31	913,908.00	0.00	0.00	0.00	0.00	0.00	0.00	0.00	1,090,974.85
6003 Property Tax Relief Fund	0.00	19,092.63	0.00	0.00	0.00	0.00	0.00	0.00	0.00	(19,092.63)	0.00	0.00	0.00
6004 Delinquent Personal Tax	0.00	0.00	0.00	0.00	249,050.75	0.00	0.00	0.00	0.00	(249,050.75)	0.00	0.00	0.00
6005 Delinquent Real Estate Tax	0.00	0.00	0.00	0.00	147,156.74	0.00	0.00	0.00	0.00	(147,156.74)	0.00	0.00	0.00
6007 State Land Redemption	0.00	190,929.88	0.00	0.00	0.00	0.00	0.00	0.00	0.00	(190,924.88)	0.00	0.00	5.00
6009 * Law Library	52,764.30	5,491.40	0.00	773.95	0.00	0.00	0.00	(5,754.66)	0.00	0.00	(110.59)	0.00	53,164.40
6010 Jefferson Co. Admin Of Justice	0.00	35,365.93	0.00	0.00	0.00	0.00	0.00	0.00	(26,073.82)	0.00	(707.31)	(8,594.80)	0.00
6011 Interest Earned	0.00	7,550.07	0.00	0.00	0.00	0.00	0.00	0.00	(7,550.07)	0.00	0.00	0.00	0.00
6013 Common School - Unapportioned	39.00	0.00	0.00	0.00	0.00	0.00	0.00	0.00	0.00	0.00	0.00	0.00	39.00
6016 County Fire Protection Premium Tax Fund	0.00	0.00	0.00	0.00	0.00	0.00	0.00	0.00	0.00	0.00	0.00	0.00	0.00
6017 Co Sheriff's Office Fund	0.00	16,184.23	0.00	0.00	0.00	0.00	0.00	0.00	0.00	0.00	0.00	(16,184.23)	0.00
6400 Advance Tax Collector	8,945,000.00	1,906,127.54	0.00	0.00	9,146,386.75	0.00	0.00	0.00	0.00	(19,147,514.29)	0.00	0.00	850,000.00
6407 Delinquent Lot Clearance	0.00	0.00	0.00	0.00	41.66	0.00	0.00	0.00	0.00	(41.66)	0.00	0.00	0.00
6408 Delinquent Utility Tax	0.00	0.00	0.00	0.00	0.00	0.00	0.00	0.00	0.00	0.00	0.00	0.00	0.00
6409 Delinquent Improvement Tax	0.00	0.00	0.00	0.00	268.57	0.00	0.00	0.00	0.00	(268.57)	0.00	0.00	0.00
6410 Tax Protest Fund	0.00	0.00	0.00	0.00	0.00	0.00	0.00	0.00	0.00	0.00	0.00	0.00	0.00
6600 Pine Bluff - General	28.86	0.00	0.00	96.51	358,392.72	0.00	0.00	0.00	0.00	0.00	(896.22)	(357,525.60)	96.27
6601 Pine Bluff - Road	8.65	0.00	0.00	28.83	106,830.54	0.00	0.00	0.00	0.00	0.00	(267.15)	(106,572.11)	28.76
6602 Pine Bluff - Library	9.23	0.00	0.00	30.76	113,952.57	0.00	0.00	0.00	0.00	0.00	(284.95)	(113,676.93)	30.68
6603 Pine Bluff - Policemen	5.77	0.00	0.00	19.17	70,891.16	0.00	0.00	0.00	0.00	0.00	(177.28)	(70,719.70)	19.12
6604 Pine Bluff - Firemen	5.77	0.00	0.00	19.17	70,891.16	0.00	0.00	0.00	0.00	0.00	(177.28)	(70,719.70)	19.12
6605 Pine Bluff - Bonds	0.00	0.00	0.00	0.00	0.00	0.00	0.00	0.00	0.00	0.00	0.00	0.00	0.00
6606 Pine Bluff Lib - Capt Imp	0.00	0.00	0.00	0.00	206,130.11	0.00	0.00	0.00	0.00	0.00	(515.34)	(205,614.77)	0.00

Jefferson County Treasurer

General Ledger Balances by Fund -- Month 5 (FY2018)

Parameters: Date Range: 5/1/2018-5/31/2018 Selected Funds: 131 Summary

Fund - Revenue Code	Beginning Balance	Cash Receipts	Void Checks	Transfer In	Tax Transfer In	Com Earned	Void Receipts	Warrants Paid	Transfer Out	Tax Transfer Out	Com Charged	Other Checks	Ending Balance
6610 Altheimer - General	0.24	0.00	0.00	0.80	3,102.32	0.00	0.00	0.00	0.00	0.00	(7.75)	(3,094.81)	0.80
6611 Altheimer - Road	0.07	0.00	0.00	0.24	930.67	0.00	0.00	0.00	0.00	0.00	(2.33)	(928.41)	0.24
6620 Humphrey - General	0.11	0.00	0.00	0.18	730.76	0.00	0.00	0.00	0.00	0.00	(1.83)	(729.04)	0.18
6630 Redfield - General	1.07	0.00	0.00	6.48	23,542.72	0.00	0.00	0.00	0.00	0.00	(58.87)	(23,484.94)	6.46
6631 Redfield - Road	0.32	0.00	0.00	1.94	7,062.81	0.00	0.00	0.00	0.00	0.00	(17.66)	(7,045.47)	1.94
6640 Sherrill - General	0.09	0.00	0.00	0.07	324.36	0.00	0.00	0.00	0.00	0.00	(0.81)	(323.64)	0.07
6650 Wabbaseka - General	0.09	0.00	0.00	0.17	761.26	0.00	0.00	0.00	0.00	0.00	(1.90)	(759.45)	0.17
6660 White Hall - General	5.20	0.00	0.00	29.83	109,250.67	0.00	0.00	0.00	0.00	0.00	(273.20)	(108,982.74)	29.76
6661 White Hall - Road	1.56	0.00	0.00	8.95	32,775.21	0.00	0.00	0.00	0.00	0.00	(81.96)	(32,694.83)	8.93
6700 Pine Bluff SD 3	194.53	1,593,508.19	0.00	724.10	2,664,439.94	0.00	0.00	(1,593,508.19)	0.00	0.00	(6,662.91)	(2,657,973.37)	722.29
6710 Dollarway SD 2	56.52	373,327.49	0.00	164.89	610,740.89	0.00	0.00	(373,327.49)	0.00	0.00	(1,527.26)	(609,270.56)	164.48
6720 Altheimer Unified SD 22	0.11	1,228.95	0.00	0.35	2,010.57	0.00	0.00	(1,228.95)	0.00	0.00	(5.03)	(2,005.66)	0.35
6730 Watson Chapel SD 24	55.21	600,948.43	0.00	219.22	821,692.49	0.00	0.00	(600,948.43)	0.00	0.00	(2,054.78)	(819,693.47)	218.87
6740 White Hall SD 27	88.45	1,627,607.62	317,742.63	704.39	2,558,396.71	0.00	0.00	(1,627,607.62)	0.00	0.00	(6,397.76)	(2,869,831.79)	702.63
6750 Humphrey-DeWitt SD	3.90	24,151.46	0.00	10.01	36,647.75	0.00	0.00	(24,151.46)	0.00	0.00	(91.65)	(36,560.03)	9.98
6760 Arkansas Co SD 1	0.02	0.00	0.00	0.00	0.00	0.00	0.00	0.00	0.00	0.00	0.00	(0.02)	0.00
6800 Cousart Bayou	0.73	0.00	0.00	0.68	2,401.06	0.00	0.00	0.00	0.00	0.00	(3.00)	(2,398.78)	0.68
6801 Drainage District #4	4.68	0.00	0.00	0.01	22.55	0.00	0.00	0.00	0.00	0.00	(0.03)	(27.20)	0.01
6802 Drainage District #7	0.01	0.00	0.00	0.15	526.02	0.00	0.00	0.00	0.00	0.00	(0.66)	(625.37)	0.15
6803 Farrelly Lake Levee Dst	0.09	0.00	0.00	0.25	890.54	0.00	0.00	0.00	0.00	0.00	(1.11)	(889.52)	0.25
6804 Five Forks Drainage Dst	0.05	0.00	0.00	0.00	0.09	0.00	0.00	0.00	0.00	0.00	0.00	0.00	0.09
6805 Flat Bayou Drainage Dst	0.31	0.00	0.00	0.16	550.57	0.00	0.00	0.00	0.00	0.00	(0.68)	(550.19)	0.16
6806 Frenchtown-Auburn Levee	0.19	0.00	0.00	0.76	2,675.69	0.00	0.00	0.00	0.00	0.00	(3.34)	(2,672.54)	0.76
6807 Grady-Gould Watershed	2.85	0.00	0.00	0.09	321.38	0.00	0.00	0.00	0.00	0.00	(0.40)	(323.83)	0.09
6808 Harding Drainage Imp Dst	2,312.85	0.00	0.00	3.61	3,247.74	0.00	0.00	0.00	0.00	0.00	(4.06)	0.00	5,560.14
6810 Levee District #3	0.12	0.00	0.00	0.06	216.04	0.00	0.00	0.00	0.00	0.00	(0.27)	(215.89)	0.06
6811 New Gascony Levee Dst	0.01	0.00	0.00	0.29	1,022.95	0.00	0.00	0.00	0.00	0.00	(1.28)	(1,021.68)	0.29
6812 Pinewood Sewer Imp Dst	0.22	0.00	0.00	2.05	7,253.99	0.00	0.00	0.00	0.00	0.00	(9.07)	(7,245.14)	2.05
6813 Plum Bayou Levee Dst	1.13	0.00	0.00	2.30	8,136.03	0.00	0.00	0.00	0.00	0.00	(10.17)	(8,125.99)	2.30


Jefferson County Treasurer

General Ledger Balances by Fund -- Month 5 (FY2018)

6/4/2018 10:38 AM
Report Code: 3 - Full

Fund - Revenue Code	Date Range: 5/1/2018-5/31/2018	Selected Funds: 131	Summary												
	Beginning Balance	Cash Receipts	Void Checks	Transfer In	Tax Transfer In	Com Earned	Void Receipts	Warrants Paid	Transfer Out	Tax Transfer Out	Out	Charged	Other Checks	Ending Balance	
6814 Plum Bayou Irrigation Dst	0.23	0.00	0.00	0.45	1,608.39	0.00	0.00	0.00	0.00	0.00	0.00	(2.01)	(1,608.61)	0.45	
6815 Salt Bayou Drainage Dst	0.14	0.00	0.00	0.37	1,295.49	0.00	0.00	0.00	0.00	0.00	0.00	(1.62)	(1,294.01)	0.37	
6817 Sub Dst 1 - Bradley Slough	0.09	0.00	0.00	0.19	685.60	0.00	0.00	0.00	0.00	0.00	0.00	(0.86)	(684.83)	0.19	
6818 Suburbia Sewer Imp #11	12,039.16	0.00	0.00	9.58	2,325.37	0.00	0.00	0.00	0.00	0.00	0.00	(2.92)	0.00	14,371.19	
6819 Timber Tax	0.50	0.00	0.00	0.95	3,365.38	0.00	0.00	0.00	0.00	0.00	0.00	(4.20)	(3,361.68)	0.95	
6820 Waterloo Drainage Dst	0.08	0.00	0.00	0.31	1,097.14	0.00	0.00	0.00	0.00	0.00	0.00	(1.37)	(1,095.85)	0.31	
6821 Bayou Meto Water Mgmt Imp Dist	0.83	0.00	0.00	1.55	5,485.06	0.00	0.00	0.00	0.00	0.00	0.00	(6.85)	(5,479.04)	1.55	
6822 Country Estates POI Dist	0.00	0.00	0.00	0.00	0.00	0.00	0.00	0.00	0.00	0.00	0.00	0.00	0.00	0.00	
6823 Sewer Improvement Dst.#39	0.02	0.00	0.00	0.00	0.00	0.00	0.00	0.00	0.00	0.00	0.00	0.00	0.00	0.02	
6824 Village At Redfield Project	0.22	0.00	0.00	2.48	8,788.66	0.00	0.00	0.00	0.00	0.00	0.00	(10.99)	(8,777.89)	2.48	
6825 Long Lake Drn Dst	0.00	0.00	0.00	0.00	0.00	0.00	0.00	0.00	0.00	0.00	0.00	0.00	0.00	0.00	
6826 Linwood Moscow FD Residential	0.00	0.00	0.00	0.00	472.50	0.00	0.00	0.00	0.00	0.00	0.00	(0.61)	(471.89)	0.00	
6827 Linwood Moscow FD Commercial	0.00	0.00	0.00	0.00	337.50	0.00	0.00	0.00	0.00	0.00	0.00	(0.44)	(337.06)	0.00	
6828 Southeast FD Residential	0.00	0.00	0.00	0.00	1,899.53	0.00	0.00	0.00	0.00	0.00	0.00	(2.47)	(1,897.06)	0.00	
6829 Southeast FD Commercial	0.00	0.00	0.00	0.00	270.00	0.00	0.00	0.00	0.00	0.00	0.00	(0.35)	(269.65)	0.00	
Totals for All Funds	16,087,459.76	\$8,422,384.20	\$337,396.09	\$699,040.77	\$19,754,049.52	\$71,007.47	(\$603.43)	(\$6,995,386.14)	(\$699,040.77)	(\$19,754,049.52)	(\$71,007.47)	(\$8,195,375.73)	9,665,275.75		

Jefferson County Treasurer



Vonysha Goodwin

Jefferson County Treasurer

TREASURER'S CERTIFICATION

I, Vonysha Goodwin, Treasurer of Jefferson County, Arkansas, do hereby certify that the following report is true and correct to the best of my knowledge and belief.

Vonysha Goodwin, Subscribed and sworn to before me
this the *1st* day of *July*, 2018.

**JEFFERSON COUNTY
TREASURER'S REPORT
Financial Highlights**

June, 2018

** NEW COLUMN

	1/1/2018	6/30/2018	6/30/2017	2018	2017	DIFF(-)+ AT A GLANCE
1 ALL FUNDS COMBINED						
2 BALANCE	8,800,829.50	11,002,103.84	10,153,512.33			
3 RECEIPTS		6,532,456.93	6,337,347.86	42,507,066.45	39,257,347.17	3,249,719.28
4 EXPENDITURES		5,195,628.84	6,800,824.76	40,305,792.11	37,121,221.97	3,184,570.14
5						
6 CO. GENERAL FUND-1000						
7 BALANCE	2,064,515.99	899,313.86	341,578.13			
8 REVENUE PROJECTIONS	9,512,050.81	9,568,612.81	9,760,050.00			
9 APPROPRIATION	8,386,417.48	8,611,343.46	8,794,193.07			
10 RECEIPTS		1,323,661.12	556,635.51	4,474,966.22	3,206,027.85	1,268,938.37
11 EXPENDITURES		760,320.26	813,635.54	4,669,777.54	4,743,569.28	(73,791.74)
12 AVAILABLE FOR APPROPRIATION		408.07	2,919.21			
13						
14 CO. ROAD FUND-2000						
15 BALANCE	1,340,328.76	1,000,584.43	1,081,148.37			
16 REVENUE PROJECTIONS	5,280,600.00	5,588,755.00	5,271,025.00			
17 APPROPRIATION	4,332,243.00	4,642,867.99	3,622,264.00			
18 RECEIPTS		326,576.36	398,638.73	2,362,948.77	2,067,141.68	295,807.09
19 EXPENDITURES		500,508.25	300,240.00	2,702,693.10	1,988,301.07	714,392.03
20 AVAILABLE FOR APPROPRIATION		387,011.51	1,121,658.50			
21						
22 CO. ADULT JAIL FUND-1813						
23 BALANCE	12,005.76	73.89	4.07			
24 REVENUE PROJECTIONS	5,020,195.43	5,020,195.43	4,102,700.00			
25 APPROPRIATION	4,525,190.59	4,306,165.67	3,971,000.00			
26 RECEIPTS		260,847.40	339,060.36	2,133,035.79	1,927,638.17	205,397.62
27 EXPENDITURES		266,289.21	339,073.60	2,144,967.66	1,941,105.31	203,862.35
28 AVAILABLE FOR APPROPRIATION		212,010.22	-278570.00			
29						
30 DISTRICT COURT FUND-1819						
31 BALANCE	1.22	81770.45	66628.72			
32 REVENUE PROJECTIONS	486,668.00	544,316.00	486,668.00			
33 APPROPRIATION	486,668.00	544,316.00	486,668.00			
34 RECEIPTS		117,892.77	13.06	333,630.73	311,826.03	21,804.70
35 EXPENDITURES		36,281.16	30,592.94	251,861.50	243,197.32	8,664.18
36 AVAILABLE FOR APPROPRIATION		0.00	0.00			
37						
38						
39 JUVENILE JUSTICE FUND-1803						
40 BALANCE	22,880.32	62,334.68	53,874.63			
41 REVENUE PROJECTIONS	1,929,030.02	1,929,030.02	1,556,100.00			
42 APPROPRIATION	1,855,120.02	1,852,501.97	1,550,000.00			
43 RECEIPTS		173,527.83	152,311.99	910,957.29	887,788.66	23,168.63
44 EXPENDITURES		122,289.37	143,330.58	871,502.93	901,192.87	(29,689.94)
45 AVAILABLE FOR APPROPRIATION		-116,374.95	-149510.00			
46						
47 DETENTION FACILITIES M & O FUND-3017						
48 BALANCE	1,149,550.47	768,444.28	1,158,882.82			
49 REVENUE PROJECTIONS	2,558,000.00	2,558,000.00	2,636,000.00			
50 APPROPRIATION	2,302,200.00	2,302,200.00	-			
51 RECEIPTS		206,605.71	178,822.00	1,208,701.06	1,174,719.68	33,981.38
52 EXPENDITURES		213,088.89	199,767.91	1,589,807.25	1,248,040.28	341,766.97
53 AVAILABLE FOR APPROPRIATION		0.00	0.00			
54						
55 PUBLIC SAFETY SALES TAX FUND-1805						
56 BALANCE	315,309.82	435,695.10	392,085.51			
57 REVENUE PROJECTIONS	2,894,278.84	3,121,559.85	2,730,500.00			
58 APPROPRIATION	2,386,321.28	2,832,128.29	1,828,340.52			
59 RECEIPTS		213,005.05	183,856.58	1,479,961.89	1,210,709.77	269,252.12
60 EXPENDITURES		301,742.74	157,344.74	1,359,576.61	1,282,898.03	76,678.58
61 AVAILABLE FOR APPROPRIATION		-22,724.42	629109.48			
62						
63 INTEREST EARNED-6011		902.42	1,013.85	24,663.35	17,448.19	7,215.16

Bank Ledger

Jefferson County Treasurer

Bank Name	Account Num	Last Transacti..	Balance (6/30/2018)
5001 - Simmons Bank	5001	6/29/2018	4,415,150.34
5003 - Relyance Bank	5003	6/29/2018	3,539,238.23
5005 - SFNB Federal Grants Account	5005	6/29/2018	97,715.27
5021 - SFNB Check/Warrant Account	5021	6/29/2018	0.00
5075 - SFNB T-Note; 2/26/2021 @1.125	5075	1/1/2018	500,000.00
5076 - SFNB T-Note; 3/30/21@ 1.00	5076	1/31/2018	500,000.00
5077 - SFNB T-Note; 3/30/21@ 1.125	5077	1/1/2018	500,000.00
5078 - SFNB T-Note; 4/28/21 @1.125	5078	1/1/2018	500,000.00
5079 - SFNB T-Note; 4/28/23 1.25 Step	5079	1/1/2018	450,000.00
5067 - SFNB T-Note; 7/26/24 @1.500	5067	1/1/2018	500,000.00
			Tot : \$11,002,103.84

General Ledger Balances by Fund -- Month 6 (FY2018)

Parameters: Date Range: 6/1/2018-6/30/2018 Selected Funds: 131 <input checked="" type="checkbox"/> Summary		Fund - Revenue Code												
	Beginning Balance	Cash Receipts	Void Checks	Transfer In	Tax Transfer In	Com Earned	Void Receipts	Warrants Paid	Transfer Out	Tax Transfer Out	Charged	Other Checks	Ending Balance	
1000 * County General Fund	1,306,038.45	144,360.28	129,956.71	54,198.64	220,878.35	0.00	(440.33)	(917,036.58)	(32,164.75)	0.00	(5,973.41)	(503.50)	899,313.86	
1801 Mtg Revenue Bond	13,615.44	0.00	0.00	0.00	0.00	0.00	0.00	0.00	0.00	0.00	0.00	0.00	13,615.44	
1803 * Juvenile Justice Center	11,086.22	63,628.64	19,173.94	109,899.19	0.00	0.00	0.00	(140,738.95)	0.00	0.00	(724.36)	0.00	62,334.68	
1804 * Solid Waste Contract Fund	0.00	0.00	0.00	104,558.30	0.00	0.00	0.00	(104,558.30)	0.00	0.00	0.00	0.00	0.00	
1805 * Sales Tax/Public Safety Fund	524,432.79	212,960.84	2.70	44.21	0.00	0.00	0.00	(69,713.23)	(227,784.11)	0.00	(4,248.10)	0.00	435,695.10	
1806 * Jeff Co Adult Jail Medical Fund	62,393.32	0.00	0.00	7.13	0.00	0.00	0.00	0.00	0.00	0.00	(0.14)	0.00	62,400.31	
1808 * Environmental Enforcement Officer	9,851.91	0.00	0.00	1.05	0.00	0.00	0.00	(1,101.25)	0.00	0.00	(0.02)	0.00	8,751.69	
1809 * FINS & Truancy Fund	91,516.85	14,781.34	1,405.52	30,742.74	0.00	0.00	0.00	(32,953.08)	0.00	0.00	(0.23)	0.00	105,493.14	
1810 * Jury Fees Fund	10,255.02	0.00	0.00	1.17	0.00	0.00	0.00	0.00	0.00	0.00	(0.02)	0.00	10,256.17	
1811 * Postage Fund	11,195.48	0.00	0.00	0.00	0.00	0.00	0.00	(6,897.31)	0.00	0.00	0.00	0.00	4,298.17	
1812 * Solid Waste	170,819.76	113,572.27	0.00	18.32	0.00	0.00	0.00	(21,546.34)	(134,558.30)	0.00	(2,271.82)	0.00	156,033.89	
1813 * Jeff. Co. Adult Jail Fund	5,515.70	51,890.24	8.10	208,957.16	0.00	0.00	0.00	(265,345.71)	0.00	0.00	(951.60)	0.00	73.89	
1814 Jeff Co Emergency Reserve Fund	30,624.04	0.00	0.00	0.00	0.00	0.00	0.00	(1,566.55)	0.00	0.00	(0.02)	0.00	30,624.04	
1815 * Jeff Co Hosp Insurance	8,195.14	1,534.94	0.00	0.89	0.00	0.00	0.00	0.00	0.00	0.00	0.00	0.00	8,196.97	
1816 Stop-Loss Insurance	2,436.21	0.00	0.00	0.00	0.00	0.00	0.00	0.00	0.00	0.00	0.00	0.00	2,436.21	
1817 * Jeff Co Workers Comp	38,584.07	0.00	0.00	2.55	0.00	0.00	0.00	(24,436.22)	0.00	0.00	(0.05)	0.00	14,150.35	
1818 * Jeff Co Unemploy Insurance	450.99	0.00	0.00	0.05	0.00	0.00	0.00	0.00	0.00	0.00	0.00	0.00	451.04	
1819 * District Court Fund	158.84	0.00	0.00	117,892.77	0.00	0.00	0.00	(36,281.02)	0.00	0.00	(0.14)	0.00	81,770.45	
1900 ** Tri-Co Drug Task Force Grant Fund	61,228.94	4,250.78	0.00	0.00	0.00	0.00	0.00	(3,814.82)	0.00	0.00	0.00	0.00	61,664.90	
1901 ** Fins & Truancy Grant Fund	22,582.06	0.00	0.00	0.00	0.00	0.00	0.00	(1,933.66)	0.00	0.00	0.00	0.00	20,648.40	
2000 * County Road	1,174,516.32	256,860.21	150.12	126.91	69,598.24	0.00	0.00	(495,000.79)	0.00	0.00	(5,657.58)	0.00	1,000,584.43	
3000 * Co. Treasurers Automation Fund	34,123.19	0.00	0.00	7,105.23	0.00	0.00	0.00	(556.95)	0.00	0.00	(0.09)	0.00	40,671.38	
3001 *Collectors Auto Fund	169,582.18	0.00	0.00	19.05	0.00	0.00	0.00	(7,826.66)	0.00	0.00	(0.38)	0.00	161,774.19	
3002 * Circuit Court Automation Fund	9,206.03	748.11	0.00	1.07	0.00	0.00	0.00	(1,121.38)	0.00	0.00	(14.98)	0.00	8,818.85	
3004 Assessor's Amendment 79 Fund	51,960.95	0.00	0.00	5.89	0.00	0.00	0.00	0.00	0.00	0.00	(0.12)	0.00	49,968.97	
3005 County Clerks Cost Fund	21,282.83	1,472.45	0.00	2.58	0.00	0.00	0.00	0.00	0.00	0.00	(29.50)	0.00	22,728.36	
3006 *Recorders Cost Fund	118,188.51	104,354.00	0.00	22.80	0.00	0.00	0.00	(7,226.59)	0.00	0.00	(2,087.54)	0.00	213,251.18	
3008 * Co Library	1,010,489.32	0.00	0.00	117.36	21,330.14	0.00	0.00	0.00	0.00	0.00	(428.96)	0.00	1,031,507.85	
3012 Child Support Cost Fund	4,320.86	139.00	0.00	0.00	0.00	0.00	0.00	0.00	0.00	0.00	(2.78)	0.00	4,457.08	

General Ledger Balances by Fund -- Month 6 (FY2018)

Parameters: Date Range: 6/1/2018-6/30/2018 Selected Funds: 131 Summary

Fund - Revenue Code	Beginning Balance	Cash Receipts	Void Checks	Transfer In	Tax Transfer In	Com Earned	Void Receipts	Warrants Paid	Transfer Out	Tax Transfer Out	Com Charged	Other Checks	Ending Balance
3017 Detention Facilities M & O Fund	774,927.46	206,605.71	0.00	0.00	0.00	0.00	0.00	0.00	(208,956.78)	0.00	(4,132.11)	0.00	768,444.28
3019 * Boating Sfty & Enforcement	1,159.95	0.00	0.00	0.13	0.00	0.00	0.00	(15.00)	0.00	0.00	0.00	0.00	1,145.08
3020 * Emergency 9-1-1 Fund	0.75	80,272.38	0.00	10,106.24	0.00	0.00	(69,961.00)	0.00	0.00	0.00	(206.24)	0.00	20,212.13
3022 * Emergency Vehicle Fund	31,776.15	2,410.00	0.00	3.86	0.00	0.00	0.00	0.00	0.00	0.00	(48.28)	0.00	34,141.73
3025 * Pros Atty Victim Witness	164,588.91	2,131.03	0.00	7,156.00	0.00	0.00	0.00	(4,412.26)	0.00	0.00	(39.16)	0.00	169,394.52
3026 *Indigent Criminal Defense Fund	194,088.50	4,369.73	0.00	612.04	0.00	0.00	0.00	(5,868.26)	0.00	0.00	(87.84)	0.00	193,094.17
3027 District Court Cost	37,410.03	1,189.82	0.00	7,143.72	0.00	0.00	0.00	0.00	0.00	0.00	(23.90)	0.00	45,719.67
3028 * Adult Drug Ct Fund	36,429.92	79.80	0.00	4.17	0.00	0.00	0.00	0.00	0.00	0.00	(1.88)	0.00	36,512.21
3031 Circuit Ct Juve Div/Juve Pro Fee Fund	27,975.80	4,522.00	0.00	1.45	0.00	0.00	0.00	0.00	(31,931.00)	0.00	(90.47)	0.00	477.78
3032 Juvenile Ct Representation	4,904.60	0.00	0.00	0.00	0.00	0.00	0.00	0.00	0.00	0.00	0.00	0.00	4,904.60
3036 *Recycling Fund	106,076.15	18,693.91	0.00	10.53	0.00	0.00	0.00	(26,944.50)	0.00	0.00	(17.88)	0.00	97,818.21
3039 Circuit Clerk Commission Fund	5,180.33	0.00	0.00	0.59	0.00	0.00	0.00	0.00	0.00	0.00	(0.01)	0.00	5,180.91
3042 Assessor's Late Assessment Fee Fund	828.10	0.00	0.00	0.00	211.43	0.00	0.00	0.00	0.00	0.00	(4.23)	0.00	1,035.30
3401 * Juvenile Justice Education	478,123.67	48,930.32	2.70	51.84	0.00	0.00	0.00	(63,275.58)	0.00	0.00	(1.04)	0.00	463,831.91
3402 * Reserve Fund-Rural Fire Protection	60,010.00	0.00	0.00	0.00	0.00	0.00	0.00	0.00	0.00	0.00	0.00	0.00	60,010.00
3403 * MECA (Metro Emer Comm Assn)	147,963.62	83,922.00	2.70	58,412.56	0.00	0.00	0.00	(128,757.05)	(10,105.90)	0.00	(0.30)	0.00	151,437.63
3404 9-1-1 Emergency Sys Reserve	210,760.79	0.00	0.00	24.09	0.00	0.00	0.00	0.00	0.00	0.00	(0.48)	0.00	210,784.40
3405 9-1-1 CMRS Fund	159,442.12	118,778.01	0.00	22.85	0.00	0.00	0.00	0.00	(33,333.34)	0.00	(2,376.02)	0.00	242,533.62
3409 Jail Operation Fund	52,828.77	10,527.23	0.00	223.59	0.00	0.00	0.00	0.00	0.00	0.00	(210.68)	0.00	63,368.91
3410 Judicial Enhancement	1.84	0.00	0.00	0.00	0.00	0.00	0.00	0.00	0.00	0.00	0.00	0.00	1.84
3411 * Economic Development Sales Tax	0.00	619,817.14	0.00	0.00	0.00	0.00	(309,908.57)	0.00	0.00	0.00	0.00	0.00	0.00
3412 1st Div Crt Ct Jury Assess Fee	0.00	0.00	0.00	0.00	0.00	0.00	0.00	0.00	0.00	0.00	0.00	0.00	0.00
3414 Waste Tire Fclty Closure Cost Fund	3,740.00	0.00	0.00	0.00	0.00	0.00	0.00	0.00	0.00	0.00	0.00	0.00	3,740.00
3501 * Courthouse Sec Fund	0.00	0.00	0.00	0.00	0.00	0.00	0.00	0.00	0.00	0.00	0.00	0.00	0.00
3502 * Victims Of Crime Fund	35,084.63	13,491.72	0.00	0.00	0.00	0.00	0.00	(10,910.38)	0.00	0.00	0.00	0.00	37,665.97
3505 ** JC Drug Ct Accountability Grnt Fund	23,996.56	0.00	216.76	0.00	0.00	0.00	0.00	(8,812.03)	0.00	0.00	0.00	0.00	15,401.29
3506 **Fire Prevention & Safety Fund	0.68	0.00	0.00	0.00	0.00	0.00	0.00	0.00	0.00	0.00	0.00	0.00	0.68
3508 * Organized Crime Enf (Old LLEBG)	65,544.01	0.00	0.00	0.00	0.00	0.00	0.00	0.00	0.00	0.00	0.00	0.00	65,544.01
3509 *Justice Equitable Sharing Program Grant	18,761.88	0.00	0.00	0.00	0.00	0.00	0.00	(12,121.83)	0.00	0.00	0.00	0.00	6,640.05

Jefferson County Treasurer

General Ledger Balances by Fund -- Month 6 (FY2018)

Parameters: Date Range: 6/1/2018-6/30/2018 Selected Funds: 131 Summary

Fund - Revenue Code	Beginning Balance	Cash Receipts	Void Checks	Transfer In	Tax Transfer In	Com Earned	Void Receipts	Warrants Paid	Transfer Out	Tax Transfer Out	Com Charged	Other Checks	Ending Balance
3510 * Recycling Res Recovery Grant Fund	14,426.08	0.00	0.00	0.00	0.00	0.00	0.00	(5,330.01)	0.00	0.00	0.00	0.00	9,096.07
3512 *E-Waste Grant Fund	0.00	0.00	0.00	0.00	0.00	0.00	0.00	0.00	0.00	0.00	0.00	0.00	0.00
4800 * Jeff Co Construction	17,905.37	85,711.91	35,719.05	3.42	0.00	0.00	0.00	(88,657.99)	0.00	0.00	(0.07)	0.00	50,481.70
4801 * Jeff Co Courthouse Bldg	518.92	0.00	0.00	0.06	0.00	0.00	0.00	0.00	0.00	0.00	0.00	0.00	518.98
5800 Co Library - Capt Imp	0.00	0.00	0.00	0.00	3,665.31	0.00	0.00	0.00	0.00	0.00	(73.31)	(3,592.00)	0.00
6000 Treasurer's Commission	0.00	0.00	0.00	0.00	0.00	34,788.50	0.00	(34,788.50)	0.00	0.00	0.00	0.00	0.00
6002 10% Holdback	1,090,974.85	0.00	0.00	137.56	135,153.29	0.00	0.00	0.00	0.00	0.00	0.00	0.00	1,226,265.70
6003 Property Tax Relief Fund	0.00	18,584.60	0.00	0.00	0.00	0.00	0.00	0.00	0.00	(18,584.60)	0.00	0.00	0.00
6004 Delinquent Personal Tax	0.00	0.00	0.00	0.00	148,922.20	0.00	0.00	0.00	0.00	(148,922.20)	0.00	0.00	0.00
6005 Delinquent Real Estate Tax	0.00	0.00	0.00	0.00	59,460.68	0.00	0.00	0.00	0.00	(59,460.68)	0.00	0.00	0.00
6007 State Land Redemption	5.00	100,419.89	0.00	0.00	0.00	0.00	0.00	0.00	0.00	(100,419.89)	0.00	0.00	5.00
6009 * Law Library	53,164.40	5,491.40	0.00	911.63	0.00	0.00	0.00	(5,754.66)	0.00	0.00	(109.96)	0.00	53,702.81
6010 Jefferson Co. Admin Of Justice	0.00	39,521.70	0.00	0.00	0.00	0.00	0.00	(32,067.27)	0.00	0.00	(790.43)	(6,664.00)	0.00
6011 Interest Earned	0.00	902.42	0.00	0.00	0.00	0.00	0.00	(902.42)	0.00	0.00	0.00	0.00	0.00
6013 Common School - Unapportioned	39.00	0.00	0.00	0.00	0.00	0.00	0.00	0.00	0.00	0.00	0.00	0.00	39.00
6016 County Fire Protection Premium Tax Fund	0.00	7,637.48	0.00	0.00	0.00	0.00	0.00	0.00	0.00	0.00	0.00	(7,637.48)	0.00
6017 Co Sheriff's Office Fund	0.00	14,691.70	0.00	0.00	0.00	0.00	0.00	0.00	0.00	0.00	0.00	(14,691.70)	0.00
6400 Advance Tax Collector	850,000.00	3,584,312.48	0.00	0.00	1,354,429.22	0.00	0.00	0.00	(3,363,741.70)	0.00	0.00	0.00	2,425,000.00
6407 Delinquent Lot Clearance	0.00	0.00	0.00	0.00	51.11	0.00	0.00	0.00	0.00	(51.11)	0.00	0.00	0.00
6408 Delinquent Utility Tax	0.00	0.00	0.00	0.00	0.00	0.00	0.00	0.00	0.00	0.00	0.00	0.00	0.00
6409 Delinquent Improvement Tax	0.00	0.00	0.00	0.00	418.94	0.00	0.00	0.00	0.00	(418.94)	0.00	0.00	0.00
6410 Tax Protest Fund	0.00	0.00	0.00	0.00	0.00	0.00	0.00	0.00	0.00	0.00	0.00	0.00	0.00
6600 Pine Bluff - General	96.27	0.00	0.00	2.34	103,613.33	0.00	0.00	0.00	0.00	0.00	(259.04)	(103,450.57)	2.33
6601 Pine Bluff - Road	28.76	0.00	0.00	0.66	29,363.71	0.00	0.00	0.00	0.00	0.00	(73.40)	(29,319.07)	0.66
6602 Pine Bluff - Library	30.68	0.00	0.00	0.71	31,321.23	0.00	0.00	0.00	0.00	0.00	(78.30)	(31,273.61)	0.71
6603 Pine Bluff - Policemen	19.12	0.00	0.00	0.44	19,372.40	0.00	0.00	0.00	0.00	0.00	(48.42)	(19,343.10)	0.44
6604 Pine Bluff - Firemen	19.12	0.00	0.00	0.44	19,372.40	0.00	0.00	0.00	0.00	0.00	(48.42)	(19,343.10)	0.44
6605 Pine Bluff - Bonds	0.00	0.00	0.00	0.00	0.00	0.00	0.00	0.00	0.00	0.00	0.00	0.00	0.00
6606 Pine Bluff Lib - Capt Imp	0.00	0.00	0.00	0.00	54,902.11	0.00	0.00	0.00	0.00	0.00	(137.26)	(54,764.85)	0.00

General Ledger Balances by Fund -- Month 6 (FY2018)

7/2/2018 12:06 PM
Report Code: 3 - Full

Fund - Revenue Code	Date Range: 6/1/2018-6/30/2018	Selected Funds: 131	Summary											
			Beginning Balance	Cash Receipts	Void Checks	Transfer In	Tax Transfer In	Com Earned	Void Receipts	Warrants Paid	Transfer Out	Tax Transfer Out	Com Charged	Other Checks
6610 Altheimer - General			0.80	0.00	0.00	0.04	1,680.63	0.00	0.00	0.00	0.00	0.00	(1,677.24)	0.04
6611 Altheimer - Road			0.24	0.00	0.00	0.01	504.21	0.00	0.00	0.00	0.00	(1.25)	(503.20)	0.01
6620 Humphrey - General			0.18	0.00	0.00	0.01	416.92	0.00	0.00	0.00	0.00	(1.04)	(416.08)	0.01
6630 Redfield - General			6.46	0.00	0.00	0.05	2,471.53	0.00	0.00	0.00	0.00	(6.17)	(2,471.82)	0.05
6631 Redfield - Road			1.94	0.00	0.00	0.01	741.44	0.00	0.00	0.00	0.00	(1.85)	(741.53)	0.01
6640 Sherrill - General			0.07	0.00	0.00	0.00	165.04	0.00	0.00	0.00	0.00	(0.43)	(164.68)	0.00
6650 Wabbaseka - General			0.17	0.00	0.00	0.01	282.92	0.00	0.00	0.00	0.00	(0.85)	(282.44)	0.01
6660 White Hall - General			29.76	0.00	0.00	0.30	14,121.04	0.00	0.00	0.00	0.00	(35.30)	(14,115.50)	0.30
6661 White Hall - Road			8.93	0.00	0.00	0.09	4,236.29	0.00	0.00	0.00	0.00	(10.60)	(4,234.62)	0.09
6700 Pine Bluff SD 3			722.29	427,907.71	0.00	16.46	714,815.27	0.00	0.00	0.00	0.00	(1,787.08)	(713,750.52)	16.42
6710 Dollarway SD 2			164.48	104,597.09	0.00	3.77	170,965.42	0.00	0.00	0.00	0.00	(427.43)	(170,702.48)	3.76
6720 Altheimer Unified SD 22			0.35	0.21	0.00	0.00	0.00	0.00	0.00	0.00	0.00	(0.35)	0.00	
6730 Watson Chapel SD 24			218.67	134,861.22	0.00	3.55	184,192.46	0.00	0.00	0.00	0.00	(460.48)	(183,950.66)	3.54
6740 White Hall SD 27			702.63	190,011.24	0.00	6.35	297,979.99	0.00	0.00	0.00	0.00	(744.97)	(297,937.67)	6.33
6750 Humphrey-DeWitt SD			9.98	11,821.88	0.00	0.44	18,004.28	0.00	0.00	0.00	0.00	(45.01)	(17,969.25)	0.44
6760 Arkansas Co SD 1			0.00	0.00	0.00	0.00	0.00	0.00	0.00	0.00	0.00	0.00	0.00	
6800 Cousart Bayou			0.68	0.00	0.00	0.00	148.24	0.00	0.00	0.00	0.00	(0.19)	(148.73)	0.00
6801 Drainage District #4			0.01	0.00	0.00	0.00	0.00	0.00	0.00	0.00	0.00	0.00	0.00	
6802 Drainage District #7			0.15	0.00	0.00	0.00	0.00	0.00	0.00	0.00	0.00	0.00	0.00	
6803 Farrally Lake Levee Dst			0.25	0.00	0.00	0.02	574.75	0.00	0.00	0.00	0.00	(0.72)	(574.28)	0.02
6804 Five Forks Drainage Dst			0.14	0.00	0.00	0.00	0.00	0.00	0.00	0.00	0.00	0.00	0.00	
6805 Flat Bayou Drainage Dst			0.16	0.00	0.00	0.00	10.04	0.00	0.00	0.00	0.00	(0.01)	(10.19)	0.00
6806 Frenchtown-Auburn Levee			0.76	0.00	0.00	0.02	794.51	0.00	0.00	0.00	0.00	(0.99)	(794.28)	0.02
6607 Grady-Gould Watershed			0.09	0.00	0.00	0.00	41.06	0.00	0.00	0.00	0.00	(0.05)	(41.10)	0.00
6808 Harding Drainage Imp Dst			5,560.14	0.00	5,052.05	1.18	680.39	0.00	0.00	0.00	0.00	(0.85)	(41.10)	11,292.91
6810 Levee District #3			0.06	0.00	0.00	0.00	0.00	0.00	0.00	0.00	0.00	0.00	0.00	
6811 New Gascony Levee Dst			0.29	0.00	0.00	0.00	96.05	0.00	0.00	0.00	0.00	(0.12)	(96.22)	0.00
6812 Pinewood Sewer Imp Dst			2.05	0.00	0.00	0.01	252.00	0.00	0.00	0.00	0.00	(0.32)	(253.73)	0.01
6813 Plum Bayou Levee Dst			2.30	0.00	0.00	0.07	2,470.32	0.00	0.00	0.00	0.00	(3.09)	(2,469.53)	0.07


Jefferson County Treasurer

General Ledger Balances by Fund -- Month 6 (FY2018)

7/2/2018 12:06 PM
Report Code: 3 - Full

Parameters: Date Range: 6/1/2018-6/30/2018 Selected Funds: 131 <input checked="" type="checkbox"/> Summary														
Fund - Revenue Code	Beginning Balance	Cash Receipts	Void Checks	Transfer In	Tax Transfer In	Com Earned	Receipts	Warrants Paid	Transfer Out	Tax Transfer Out	Com Charged	Other Checks	Ending Balance	
6814 Plum Bayou Irrigation Dst	0.45	0.00	0.00	0.00	0.00	0.00	0.00	0.00	0.00	0.00	0.00	0.00	0.45	
6815 Salt Bayou Drainage Dst	0.37	0.00	0.00	0.01	453.63	0.00	0.00	0.00	0.00	0.00	(0.57)	(453.43)	0.01	
6817 Sub Dst 1 - Bradley Slough	0.19	0.00	0.00	0.01	281.86	0.00	0.00	0.00	0.00	0.00	(0.35)	(281.70)	0.01	
6818 Suburbia Sewer Imp #11	14,371.19	0.00	0.00	1.67	310.05	0.00	0.00	0.00	0.00	0.00	(0.39)	0.00	14,682.52	
6819 Timber Tax	0.95	0.00	0.00	0.03	1,280.30	0.00	0.00	0.00	0.00	0.00	(1.61)	(1,279.64)	0.03	
6820 Waterloo Drainage Dst	0.31	0.00	0.00	0.01	258.72	0.00	0.00	0.00	0.00	0.00	(0.32)	(258.71)	0.01	
6821 Bayou Meto Water Mgmt Imp Dist	1.55	0.00	0.00	0.02	787.45	0.00	0.00	0.00	0.00	0.00	(0.98)	(788.02)	0.02	
6822 Country Estates POI Dist	0.00	0.00	0.00	0.00	0.00	0.00	0.00	0.00	0.00	0.00	0.00	0.00	0.00	
6823 Sewer Improvement Dst #39	0.02	0.00	0.00	0.00	0.00	0.00	0.00	0.00	0.00	0.00	0.00	0.00	0.00	
6824 Village At Redfield Project	2.48	0.00	0.00	0.00	0.00	0.00	0.00	0.00	0.00	0.00	0.00	0.00	0.02	
6825 Long Lake Drn Dst	0.00	0.00	0.00	0.00	0.72	0.00	0.00	0.00	0.00	0.00	0.00	0.00	0.72	
6826 Linwood Moscow FD Residential	0.00	0.00	0.00	0.00	192.50	0.00	0.00	0.00	0.00	0.00	(0.25)	(192.25)	0.00	
6827 Linwood Moscow FD Commercial	0.00	0.00	0.00	0.00	135.00	0.00	0.00	0.00	0.00	0.00	(0.18)	(134.82)	0.00	
6828 Southeast FD Residential	0.00	0.00	0.00	0.00	219.00	0.00	0.00	0.00	0.00	0.00	(0.29)	(218.71)	0.00	
6829 Southeast FD Commercial	0.00	0.00	0.00	0.00	0.00	0.00	0.00	0.00	0.00	0.00	0.00	0.00	0.00	
Totals for All Funds	9,665,275.75	\$6,912,766.83	\$191,690.35	\$718,590.12	\$3,691,599.12	\$34,788.50	(\$380,309.90)	(\$3,679,842.85)	(\$718,590.12)	(\$3,691,599.12)	(\$34,788.50)	(\$1,707,476.34)	11,002,103.84	

Jefferson County Treasurer



Vonysha Goodwin
Jefferson County Treasurer

TREASURER'S CERTIFICATION

I, Vonysha Goodwin, Treasurer of Jefferson County, Arkansas, do hereby certify that the following report is true and correct to the best of my knowledge and belief.

Vonysha Goodwin, Subscribed and sworn to before me
this the *1st* day of *August*, 2018.

**JEFFERSON COUNTY
TREASURER'S REPORT
Financial Highlights**

July, 2018

** NEW COLUMN

	1/1/2018	7/31/2018	7/31/2017	2018	2017	DIFF(-)+ AT A GLANCE
1 ALL FUNDS COMBINED						
2 BALANCE	8,800,829.50	9,313,042.35	8,262,202.55			
3 RECEIPTS		4,806,156.21	4,402,847.80	47,313,222.66	43,660,194.97	3,653,027.69
4 EXPENDITURES		6,495,217.70	6,294,157.58	46,801,009.81	43,415,379.55	3,385,630.26
5						
6 CO. GENERAL FUND-1000						
7 BALANCE	2,064,515.99	1,046,331.15	344,844.84			
8 REVENUE PROJECTIONS	9,512,050.81	9,568,612.81	9,760,050.00			
9 APPROPRIATION	8,386,417.48	8,611,343.46	8,868,021.41			
10 RECEIPTS		818,719.57	720,734.80	5,293,685.79	3,926,762.65	1,366,923.14
11 EXPENDITURES		671,702.28	717,468.09	5,341,479.82	5,461,037.37	(119,557.55)
12 AVAILABLE FOR APPROPRIATION		408.07	(83,976.41)			
13						
14 CO. ROAD FUND-2000						
15 BALANCE	1,340,328.76	713,773.44	989,913.87			
16 REVENUE PROJECTIONS	5,280,600.00	5,617,975.86	5,271,025.00			
17 APPROPRIATION	4,332,243.00	5,053,521.00	3,637,696.72			
18 RECEIPTS		356,765.72	365,788.98	2,719,714.49	2,432,930.66	286,783.83
19 EXPENDITURES		643,576.71	457,023.48	3,346,269.81	2,445,324.55	900,945.26
20 AVAILABLE FOR APPROPRIATION		2,657.27	1,106,225.78			
21						
22 CO. ADULT JAIL FUND-1813						
23 BALANCE	12,005.76	1.53	1.70			
24 REVENUE PROJECTIONS	5,020,195.43	5,020,195.43	4,102,700.00			
25 APPROPRIATION	4,525,190.59	3,984,650.97	3,986,609.58			
26 RECEIPTS		621,758.45	337,596.66	2,754,794.24	2,265,134.83	489,659.41
27 EXPENDITURES		621,830.81	337,499.03	2,766,798.47	2,278,604.34	488,194.13
28 AVAILABLE FOR APPROPRIATION		533,524.92	-280130.96			
29						
30 DISTRICT COURT FUND-1819						
31 BALANCE	1.22	45544.58	37311.47			
32 REVENUE PROJECTIONS	486,668.00	544,316.00	486,668.00			
33 APPROPRIATION	486,668.00	544,316.00	486,668.00			
34 RECEIPTS		32.68	36.62	333,663.41	311,862.65	21,800.76
35 EXPENDITURES		36,258.55	31,353.87	288,120.05	274,551.19	13,568.86
36 AVAILABLE FOR APPROPRIATION		0.00	0.00			
37						
38						
39 JUVENILE JUSTICE FUND-1803						
40 BALANCE	22,880.32	59,559.22	29,745.91			
41 REVENUE PROJECTIONS	1,929,030.02	1,929,030.02	1,556,100.00			
42 APPROPRIATION	1,855,120.02	1,852,501.97	1,550,002.32			
43 RECEIPTS		151,950.79	119,778.20	1,062,908.08	1,007,566.86	55,341.22
44 EXPENDITURES		154,726.25	143,906.92	1,026,229.18	1,045,099.79	(18,870.61)
45 AVAILABLE FOR APPROPRIATION		-116,374.95	-149510.23			
46						
47 DETENTION FACILITIES M & O FUND-3017						
48 BALANCE	1,149,550.47	402,210.88	1,099,366.18			
49 REVENUE PROJECTIONS	2,558,000.00	2,558,000.00	2,636,000.00			
50 APPROPRIATION	2,302,200.00	2,302,200.00	-			
51 RECEIPTS		215,909.86	202,892.46	1,424,610.92	1,377,612.14	46,998.78
52 EXPENDITURES		582,143.26	262,409.10	2,171,950.51	1,510,449.38	661,501.13
53 AVAILABLE FOR APPROPRIATION		0.00	0.00			
54		402,210.88				
55 PUBLIC SAFETY SALES TAX FUND-1805						
56 BALANCE	315,309.82	764,297.69	399,431.88			
57 REVENUE PROJECTIONS	2,894,278.84	3,443,074.55	2,730,500.00			
58 APPROPRIATION	2,386,321.28	3,153,514.70	1,828,340.52			
59 RECEIPTS		545,819.90	209,558.17	2,025,781.79	1,420,267.94	605,513.85
60 EXPENDITURES		217,217.31	202,211.80	1,576,793.92	1,485,109.83	91,684.09
61 AVAILABLE FOR APPROPRIATION		-54,747.60	629109.48			
62						
63 INTEREST EARNED-6011		4,711.16	4,571.91	29,374.51	22,020.10	7,354.41

Bank Ledger

Jefferson County Treasurer

Bank Name	Account Num	Last Transaction...	Balance (7/31/2018)
5001 - Simmons Bank	5001	8/1/2018	2,722,039.86
5003 - Relyance Bank	5003	7/31/2018	3,557,551.82
5005 - SFNB Federal Grants Account	5005	7/30/2018	83,450.67
5021 - SFNB Check/Warrant Account	5021	8/1/2018	0.00
5075 - SFNB T-Note; 2/26/2021 @1.125	5075	1/1/2018	500,000.00
5076 - SFNB T-Note; 3/30/21@ 1.00	5076	1/31/2018	500,000.00
5077 - SFNB T-Note; 3/30/21@ 1.125	5077	1/1/2018	500,000.00
5078 - SFNB T-Note; 4/28/21 @1.125	5078	1/1/2018	500,000.00
5079 - SFNB T-Note; 4/28/23 1.25 Step	5079	1/1/2018	450,000.00
5067 - SFNB T-Note; 7/26/24 @1.500	5067	1/1/2018	500,000.00
			Tot: \$9,313,042.35

General Ledger Balances by Fund -- Month 7 (FY2018)

Parameters: Date Range: 7/1/2018-7/31/2018 Selected Funds: 131 Summary

Fund - Revenue Code	Beginning Balance	Cash Receipts	Void Checks	Transfer In	Tax Transfer In	Com Earned	Void Receipts	Warrants Paid	Transfer Out	Tax Transfer Out	Com Charged	Other Checks	Ending Balance
1000 * County General Fund	899,313.86	501,557.89	2,527.07	55,677.19	311,165.60	0.00	(49,607.47)	(630,280.23)	(2,781.89)	0.00	(11,167.17)	0.00	1,046,404.79
1801 Mtg Revenue Bond	13,615.44	0.00	0.00	0.00	0.00	0.00	0.00	0.00	0.00	0.00	0.00	0.00	13,615.44
1803 * Juvenile Justice Center	62,334.68	47,468.05	20,048.00	104,482.74	0.00	0.00	0.00	(173,944.91)	(49.18)	0.00	(780.16)	0.00	59,559.22
1804 * Solid Waste Contract Fund	0.00	0.00	0.00	104,558.30	0.00	0.00	0.00	(104,558.32)	0.00	0.00	0.00	0.00	0.00
1805 * Sales Tax/Public Safety Fund	435,695.10	224,017.41	3,750.00	321,802.49	0.00	0.00	0.00	(112,056.33)	(184,470.26)	0.00	(4,438.67)	0.00	764,297.69
1806 * Jeff Co Adult Jail Medical Fund	62,400.31	0.00	0.00	32.80	0.00	0.00	0.00	0.00	0.00	0.00	(0.66)	0.00	62,432.45
1808 * Environmental Enforcement Officer	8,751.69	0.00	103.32	4.40	0.00	0.00	0.00	(919.04)	0.00	0.00	(0.09)	0.00	7,940.28
1809 * FINS & Truancy Fund	105,493.14	2,508.79	0.00	47.79	0.00	0.00	0.00	(31,476.58)	(787.14)	0.00	(0.96)	0.00	75,783.04
1810 * Jury Fees Fund	10,256.17	0.00	0.00	2.68	0.00	0.00	0.00	(10,000.00)	0.00	0.00	(0.05)	0.00	258.80
1811 * Postage Fund	4,298.17	0.00	0.00	0.00	0.00	0.00	0.00	(213.64)	0.00	0.00	0.00	0.00	4,084.33
1812 * Solid Waste	156,033.89	112,318.90	0.00	89.51	0.00	0.00	0.00	(21,353.46)	(1-3,270.54)	0.00	(2,248.17)	0.00	131,570.13
1813 * Jeff. Co. Adult Jail Fund	73.89	43,931.82	21.98	577,826.63	0.00	0.00	0.00	(299,499.19)	(321,514.70)	0.00	(838.90)	0.00	1.53
1814 Jeff Co Emergency Reserve Fund	30,624.04	0.00	0.00	0.00	0.00	0.00	0.00	0.00	0.00	0.00	0.00	0.00	30,624.04
1815 * Jeff Co Hosp Insurance	8,164.40	530.74	0.00	4.01	0.00	0.00	0.00	(1,103.80)	0.00	0.00	(0.08)	0.00	7,595.27
1816 Stop-Loss Insurance	2,436.21	0.00	0.00	0.00	0.00	0.00	0.00	0.00	0.00	0.00	0.00	0.00	2,436.21
1817 * Jeff Co Workers Comp	14,150.35	19,060.00	0.00	16,453.27	0.00	0.00	0.00	(24,436.22)	0.00	0.00	(0.13)	0.00	25,227.27
1818 * Jeff Co Unemploy Insurance	451.04	0.00	0.00	11,905.85	0.00	0.00	0.00	(11,905.61)	0.00	0.00	0.00	0.00	451.28
1819 * District Court Fund	81,770.45	0.00	292.49	32.68	0.00	0.00	0.00	(36,550.39)	0.00	0.00	(0.65)	0.00	45,544.58
1900 ** Tri-Co Drug Task Force Grant Fund	61,664.90	4,250.78	0.00	0.00	0.00	0.00	0.00	(3,797.14)	0.00	0.00	0.00	0.00	62,118.54
1901 ** Fins & Truancy Grant Fund	20,648.40	0.00	0.00	0.00	0.00	0.00	0.00	(3,24-.05)	(63.77)	0.00	0.00	0.00	17,343.58
2000 * County Road	1,000,584.43	227,685.00	0.00	489.74	128,590.98	0.00	0.00	(628,832.29)	7,617.39	0.00	(7,127.03)	0.00	713,773.44
3000 * Co. Treasurers Automation Fund	40,671.38	0.00	0.00	3,500.12	0.00	0.00	0.00	(1,588.72)	(262.90)	0.00	(0.43)	0.00	42,319.45
3001 *Collectors Auto Fund	161,774.19	0.00	0.00	83.98	0.00	0.00	0.00	(3,51-.22)	0.00	0.00	(1.68)	0.00	158,345.27
3002 * Circuit Court Automation Fund	8,818.85	769.00	0.00	4.82	0.00	0.00	0.00	(1,12-.38)	0.00	0.00	(15.48)	0.00	8,465.81
3004 Assessor's Amendment 79 Fund	49,968.97	0.00	0.00	25.46	0.00	0.00	0.00	0.00	2,984.17	0.00	(0.51)	0.00	47,009.75
3005 County Clerks Cost Fund	22,728.35	2,443.12	0.00	12.88	0.00	0.00	0.00	0.00	0.00	0.00	(49.12)	0.00	25,135.24
3006 *Recorders Cost Fund	213,251.18	29,235.00	0.00	116.58	0.00	0.00	0.00	(36,206.39)	0.00	0.00	(587.03)	0.00	205,809.34
3008 * Co Library	1,031,507.86	0.00	0.00	560.25	49,299.83	0.00	0.00	0.00	0.00	0.00	(997.21)	0.00	1,080,370.73
3012 Child Support Cost Fund	4,457.08	87.00	0.00	0.00	0.00	0.00	0.00	0.00	0.00	0.00	(1.74)	0.00	4,542.34

Jefferson County Treasurer

General Ledger Balances by Fund -- Month 7 (FY2018)

Parameters: Date Range: 7/1/2018-7/31/2018 Selected Funds: 131 Summary

Fund - Revenue Code	Beginning Balance	Cash Receipts	Void Checks	Transfer In	Tax Transfer In	Com Earned	Void Receipts	Warrants Paid	Transfer Out	Tax Transfer Out	Com Charged	Other Checks	Ending Balance
3017 Detention Facilities M & O Fund	768,444.28	215,638.66	0.00	271.20	0.00	0.00	0.00	0.00	(577,825.07)	0.00	(4,318.19)	0.00	402,210.88
3019 * Beating Sfty & Enforcement	1,145.08	3,089.54	0.00	1.91	0.00	0.00	0.00	(768.25)	0.00	0.00	(0.04)	0.00	3,468.24
3020 * Emergency 9-1-1 Fund	0.33	11,737.69	0.00	1.48	0.00	0.00	0.00	0.00	(1,503.27)	0.00	(234.78)	0.00	1.45
3022 * Emergency Vehicle Fund	34,141.73	540.00	0.00	18.14	0.00	0.00	0.00	0.00	0.00	0.00	(11.16)	0.00	34,688.71
3025 * Pros Atty Victim Witness	169,394.52	1,938.71	0.00	5,331.33	0.00	0.00	0.00	(4,549.22)	0.00	0.00	(40.58)	0.00	172,074.76
3026 * Indigent Criminal Defense Fund	193,094.17	5,105.07	0.00	535.51	0.00	0.00	0.00	(3,189.32)	0.00	0.00	(89.50)	0.00	195,456.03
3027 District Court Cost	45,719.67	1,189.82	0.00	5,268.74	0.00	0.00	0.00	0.00	0.00	0.00	(24.33)	0.00	52,153.90
3028 * Adult Drug Ct Fund	36,512.21	200.00	0.00	550.40	0.00	0.00	0.00	(140.00)	0.00	0.00	(4.39)	0.00	37,118.22
3031 Circuit Ct Juve Div/Juve Pro Fee Fund	477.78	5,622.50	0.00	2.40	0.00	0.00	0.00	0.00	0.00	0.00	(112.50)	0.00	5,990.18
3032 Juvenile Ct Representation	4,904.60	0.00	0.00	0.00	0.00	0.00	0.00	0.00	0.00	0.00	0.00	0.00	4,904.60
3036 * Recycling Fund	97,818.21	3,924.48	0.00	46.20	0.00	0.00	0.00	(14,316.75)	(5,620.73)	0.00	(79.42)	0.00	80,771.98
3039 Circuit Clerk Commission Fund	5,180.91	0.00	0.00	2.72	0.00	0.00	0.00	0.00	0.00	0.00	(0.05)	0.00	5,183.58
3042 Assessor's Late Assessment Fee Fund	1,035.30	0.00	0.00	0.00	237.50	0.00	0.00	0.00	0.00	0.00	(4.75)	0.00	1,268.05
3401 * Juvenile Justice Education	463,831.91	191.03	0.00	232.76	0.00	0.00	0.00	(40,215.89)	0.00	0.00	(4.66)	0.00	424,035.15
3402 * Reserve Fund-Rural Fire Protection	60,010.00	0.00	0.00	0.00	0.00	0.00	0.00	0.00	0.00	0.00	0.00	0.00	60,010.00
3403 * MECA (Metro Emer Comm Assn)	182,567.99	73,922.00	0.00	69,979.08	0.00	0.00	0.00	(141,439.92)	0.00	0.00	(1.57)	0.00	185,027.58
3404 9-1-1 Emergency Sys Reserve	210,784.40	0.00	0.00	110.80	0.00	0.00	0.00	0.00	0.00	0.00	(2.22)	0.00	210,892.98
3405 9-1-1 CMRS Fund	231,615.06	0.00	0.00	121.19	0.00	0.00	0.00	0.00	(33,333.34)	0.00	(2.42)	0.00	198,400.49
3409 Jail Operation Fund	63,368.91	10,527.23	0.00	196.07	0.00	0.00	0.00	0.00	0.00	0.00	(211.28)	0.00	73,880.93
3410 Judicial Enhancement	1.84	0.00	0.00	0.00	0.00	0.00	0.00	0.00	0.00	0.00	0.00	0.00	1.84
3411 * Economic Development Sales Tax	0.00	323,458.00	0.00	0.00	0.00	0.00	0.00	(323,458.00)	0.00	0.00	0.00	0.00	0.00
3412 1st Div Crt Ct Jury Assess Fee	0.00	0.00	0.00	0.00	0.00	0.00	0.00	0.00	0.00	0.00	0.00	0.00	0.00
3414 Waste Tire Fcily Closure Cost Fund	3,740.00	0.00	0.00	0.00	0.00	0.00	0.00	0.00	0.00	0.00	0.00	0.00	3,740.00
3501 * Courthouse Sec Fund	0.00	0.00	0.00	0.00	0.00	0.00	0.00	0.00	0.00	0.00	0.00	0.00	0.00
3502 * Victims Of Crime Fund	37,665.97	10,560.14	0.00	0.00	0.00	0.00	0.00	(10,279.45)	0.00	0.00	0.00	0.00	37,946.66
3505 ** JC Drug Ct. Accountability Gmt Fund	15,401.29	0.00	0.00	0.00	0.00	0.00	0.00	(531.00)	0.00	0.00	0.00	0.00	3,987.87
3506 ** Fire Prevention & Safety Fund	0.68	0.00	0.00	0.00	0.00	0.00	0.00	0.00	0.00	0.00	0.00	0.00	0.68
3508 * Organized Crime Ent (Old LLEBG)	65,544.01	7,639.87	0.00	0.00	0.00	0.00	(1,041.12)	0.00	0.00	0.00	0.00	0.00	72,142.76
3509 * Justice Equitable Sharing Program Grant	6,640.05	1,337.89	0.00	0.00	0.00	0.00	0.00	(1,394.64)	0.00	0.00	0.00	0.00	6,583.30

Jefferson County Treasurer

General Ledger Balances by Fund -- Month 7 (FY2018)

Parameters: Date Range: 7/1/2018-7/31/2018 Selected Funds: 131 Summary

Fund - Revenue Code	Beginning Balance	Cash Receipts	Void Checks	Transfer In	Tax Transfer In	Com Firmed	Void Receipts	Warrants Paid	Transfer Out	Tax Transfer Out	Charged	Other Checks	Ending Balance
3510 * Recycling Res Recovery Grant Fund	9,096.07	0.00	0.00	0.00	0.00	0.00	0.00	0.00	0.00	0.00	0.00	0.00	9,096.07
3512 *E-Waste Grant Fund	0.00	0.00	0.00	0.00	0.00	0.00	0.00	0.00	0.00	0.00	0.00	0.00	0.00
4800 * Jeff Co Construction	50,481.70	35,500.00	5,745.60	15.44	0.00	0.00	0.00	(64,441.95)	0.00	0.00	(0.31)	0.00	27,300.48
4801 * Jeff Co Courthouse Bldg	518.98	0.00	0.00	0.27	0.00	0.00	0.00	0.00	0.00	0.00	(0.01)	0.00	519.24
5800 Co Library - Capt Imp	0.00	0.00	0.00	0.00	8,792.95	0.00	0.00	0.00	0.00	0.00	(175.84)	(8,616.71)	0.00
6000 Treasurer's Commission	0.00	0.00	0.00	0.00	0.00	40,289.53	0.00	0.00	(40,289.53)	0.00	0.00	0.00	0.00
6002 10% Holdback	1,226,265.70	0.00	0.00	738.43	251,507.23	0.00	0.00	0.00	0.00	0.00	0.00	0.00	1,478,511.36
6003 Property Tax Relief Fund	0.00	19,461.44	0.00	0.00	0.00	0.00	0.00	0.00	0.00	0.00	0.00	0.00	0.00
6004 Delinquent Personal Tax	0.00	0.00	0.00	0.00	112,886.88	0.00	0.00	0.00	0.00	(19,461.44)	0.00	0.00	0.00
6005 Delinquent Real Estate Tax	0.00	0.00	0.00	0.00	30,819.57	0.00	0.00	0.00	0.00	(112,886.88)	0.00	0.00	0.00
6007 State Land Redemption	5.00	20,923.33	0.00	0.00	0.00	0.00	(13,952.22)	0.00	0.00	(30,819.57)	0.00	0.00	0.00
6009 * Law Library	53,702.81	5,510.06	0.00	694.28	0.00	0.00	0.00	(5,839.57)	0.00	(6,976.11)	(110.79)	0.00	53,956.79
6010 Jefferson Co. Admin Of Justice	0.00	29,949.00	0.00	0.00	0.00	0.00	0.00	0.00	(23,548.42)	0.00	(598.98)	(5,801.60)	0.00
6011 Interest Earned	0.00	4,711.16	0.00	0.00	0.00	0.00	0.00	0.00	(4,711.16)	0.00	0.00	0.00	0.00
6013 Common School - Unapportioned	39.00	44.58	0.00	0.00	0.00	0.00	0.00	0.00	(83.58)	0.00	0.00	0.00	0.00
6016 County Fire Protection Premium Tax Fund	0.00	0.00	0.00	0.00	0.00	0.00	0.00	0.00	0.00	0.00	0.00	0.00	0.00
6017 Co Sheriff's Office Fund	0.00	14,424.29	0.00	0.00	0.00	0.00	0.00	0.00	0.00	0.00	0.00	(14,424.29)	0.00
6400 Advance Tax Collector	2,425,000.00	1,503,959.40	0.00	0.00	2,517,992.90	0.00	0.30	0.00	0.00	(5,646,952.30)	0.00	0.00	800,000.00
6407 Delinquent Lot Clearance	0.00	0.00	0.00	0.00	17.36	0.00	0.00	0.00	0.00	(17.36)	0.00	0.00	0.00
6408 Delinquent Utility Tax	0.00	0.00	0.00	0.00	0.00	0.00	0.00	0.00	0.00	0.00	0.00	0.00	0.00
6409 Delinquent Improvement Tax	0.00	0.00	0.00	0.00	168.14	0.00	0.00	0.00	0.00	(168.14)	0.00	0.00	0.00
6410 Tax Protest Fund	0.00	0.00	0.00	0.00	0.00	0.00	0.00	0.00	0.00	0.00	0.00	0.00	0.00
6600 Pine Bluff - General	2.33	0.00	0.00	12.66	93,766.33	0.00	0.00	0.00	0.00	0.00	(234.44)	(93,534.25)	12.63
6601 Pine Bluff - Road	0.66	0.00	0.00	3.79	28,011.39	0.00	0.00	0.00	0.00	0.00	(70.03)	(27,942.03)	3.78
6602 Pine Bluff - Library	0.71	0.00	0.00	4.04	29,878.78	0.00	0.00	0.00	0.00	0.00	(74.70)	(29,804.80)	4.03
6603 Pine Bluff - Policemen	0.44	0.00	0.00	2.52	18,660.41	0.00	0.00	0.00	0.00	0.00	(46.64)	(18,614.22)	2.51
6604 Pine Bluff - Firemen	0.44	0.00	0.00	2.52	18,660.41	0.00	0.00	0.00	0.00	0.00	(46.64)	(18,614.22)	2.51
6605 Pine Bluff - Bonds	0.00	0.00	0.00	0.00	0.00	0.00	0.00	0.00	0.00	0.00	0.00	0.00	0.00
6606 Pine Bluff Lib - Capt Imp	0.00	0.00	0.00	0.00	55,412.01	0.00	0.00	0.00	0.00	0.00	(138.53)	(55,273.48)	0.00

Jefferson County Treasurer

General Ledger Balances by Fund -- Month 7 (FY2018)

Parameters: Date Range: 7/1/2018-7/31/2018 Selected Funds: 131 Summary


Fund - Revenue Code	Beginning Balance	Cash Receipts	Void Checks	Transfer In	Tax Transfer In	Com Earned	Void Receipts	Warrants Paid	Transfer Out	Tax Transfer Out	Com Charged	Other Checks	Ending Balance
6610 Altheimer - General	0.04	0.00	0.00	0.16	1,163.03	0.00	0.00	0.00	0.00	0.00	(2.91)	(1,160.16)	0.16
6611 Altheimer - Road	0.01	0.00	0.00	0.05	348.91	0.00	0.00	0.00	0.00	0.00	(0.87)	(348.05)	0.05
6620 Humphrey - General	0.01	0.00	0.00	0.04	278.93	0.00	0.00	0.00	0.00	0.00	(0.69)	(278.25)	0.04
6630 Redfield - General	0.05	0.00	0.00	0.46	3,395.45	0.00	0.00	0.00	0.00	0.00	(8.49)	(3,388.01)	0.46
6631 Redfield - Road	0.01	0.00	0.00	0.14	1,018.93	0.00	0.00	0.00	0.00	0.00	(2.56)	(1,016.38)	0.14
6640 Sherrill - General	0.00	0.00	0.00	0.01	79.28	0.00	0.00	0.00	0.00	0.00	(0.19)	(79.09)	0.01
6650 Wabbaseka - General	0.01	0.00	0.00	0.04	304.68	0.00	0.00	0.00	0.00	0.00	(0.76)	(303.93)	0.04
6660 White Hall - General	0.30	0.00	0.00	1.67	12,316.88	0.00	0.00	0.00	0.00	0.00	(30.79)	(12,286.39)	1.67
6661 White Hall - Road	0.09	0.00	0.00	0.50	3,695.05	0.00	0.00	0.00	0.00	0.00	(9.24)	(3,685.90)	0.50
6700 Pine Bluff SD 3	16.42	358,852.99	0.00	111.28	600,050.88	0.00	0.00	(358,852.99)	0.00	0.00	(1,500.41)	(598,597.25)	80.92
6710 Dolarway SD 2	3.76	172,912.86	0.00	46.72	282,897.33	0.00	0.00	(172,912.86)	0.00	0.00	(707.38)	(282,202.29)	38.14
6720 Altheimer Unified SD 22	0.00	58.19	0.00	3.24	95.20	0.00	0.00	(58.19)	0.00	0.00	(0.25)	(98.18)	0.01
6730 Watson Chapel SD 24	3.54	136,902.81	0.00	45.19	187,199.85	0.00	0.00	(136,902.81)	0.00	0.00	(468.11)	(186,755.23)	25.24
6740 White Hall SD 27	6.33	668,302.89	0.00	163.98	1,050,518.76	0.00	0.00	(668,302.89)	0.00	0.00	(2,626.71)	(1,047,920.56)	141.80
6750 Humphrey-DeWitt SD	0.44	6,758.09	0.00	1.39	10,297.61	0.00	0.00	(6,758.09)	0.00	0.00	(25.75)	(10,272.30)	1.39
6760 Arkansas Co SD 1	0.00	0.00	0.00	0.00	0.00	0.00	0.00	0.00	0.00	0.00	0.00	0.00	0.00
6800 Cousart Bayou	0.00	0.00	0.00	0.01	54.81	0.00	0.00	0.00	0.00	0.00	(0.07)	(54.74)	0.01
6801 Drainage District #4	0.01	0.00	0.00	0.15	1,086.82	0.00	0.00	0.00	0.00	0.00	(1.36)	(1,087.47)	0.15
6802 Drainage District #7	0.15	0.00	0.00	0.00	32.77	0.00	0.00	0.00	0.00	0.00	(0.04)	(32.88)	0.00
6803 Farrelly Lake Levee Dst	0.02	0.00	0.00	0.00	0.35	0.00	0.00	0.00	0.00	0.00	0.00	0.00	0.37
6804 Five Forks Drainage Dst	0.14	0.00	0.00	0.08	623.34	0.00	0.00	0.00	0.00	0.00	(0.78)	(622.70)	0.08
6805 Flat Bayou Drainage Dst	0.00	0.00	0.00	0.02	148.40	0.00	0.00	0.00	0.00	0.00	(0.19)	(148.21)	0.02
6806 Frenchtown-Auburn Levee	0.02	0.00	0.00	0.02	144.90	0.00	0.00	0.00	0.00	0.00	(0.19)	(144.73)	0.02
6807 Grady-Gould Watershed	0.00	0.00	0.00	0.00	7.49	0.00	0.00	0.00	0.00	0.00	(0.01)	0.00	7.48
6808 Harding Drainage Imp Dst	11,292.91	0.00	1,856.57	6.37	496.24	0.00	0.00	0.00	0.00	0.00	(0.63)	0.00	13,651.46
6810 Levee District #3	0.06	0.00	0.00	0.00	0.00	0.00	0.00	0.00	0.00	0.00	0.00	0.00	0.06
6811 New Gascony Levee Dst	0.00	0.00	0.00	0.03	255.05	0.00	0.00	0.00	0.00	0.00	(0.32)	(254.73)	0.03
6812 Pinewood Sewer Imp Dst	0.01	0.00	0.00	0.03	186.93	0.00	0.00	0.00	0.00	0.00	(0.25)	(186.69)	0.03
6813 Plum Bayou Levee Dst	0.07	0.00	0.00	0.35	2,599.39	0.00	0.00	0.00	0.00	0.00	(3.25)	(2,596.21)	0.35

Jefferson County Treasurer

General Ledger Balances by Fund -- Month 7 (FY2018)

Parameters: Date Range: 7/1/2018-7/31/2018 Selected Funds: 131 Summary

Fund - Revenue Code	Beginning Balance	Cash Receipts	Void Checks	Transfer In	Tax Transfer In	Com Earned	Void Receipts	Warrants Paid	Transfer Out	Tax Transfer Out	Charged	Other Checks	Ending Balance
6814 Plum Bayou Irrigation Dst	0.45	0.00	0.00	0.00	0.00	0.00	0.00	0.00	0.00	0.00	0.00	0.00	0.45
6815 Salt Bayou Drainage Dst	0.01	0.00	0.00	0.00	26.24	0.00	0.00	0.00	0.00	0.00	(0.03)	(26.22)	0.00
6817 Sub Dst 1 - Bradley Slough	0.01	0.00	0.00	0.03	226.51	0.00	0.00	0.00	0.00	0.00	(0.28)	(226.24)	0.03
6818 Suburbia Sewer Imp #11	14,682.52	0.00	0.00	7.72	0.00	0.00	0.00	0.00	0.00	0.00	(0.01)	0.00	14,690.23
6819 Timber Tax	0.03	0.00	0.00	0.08	587.54	0.00	0.00	0.00	0.00	0.00	(0.73)	(586.84)	0.08
6820 Waterloo Drainage Dst	0.01	0.00	0.00	0.01	50.22	0.00	0.00	0.00	0.00	0.00	(0.06)	(50.17)	0.01
6821 Bayou Meto Water Mgmt Imp Dist	0.02	0.00	0.00	0.07	493.17	0.00	0.00	0.00	0.00	0.00	(0.62)	(492.57)	0.07
6822 Country Estates POI Dist	0.00	0.00	0.00	0.00	0.00	0.00	0.00	0.00	0.00	0.00	0.00	0.00	0.00
6823 Sewer Improvement Dst #39	0.02	0.00	0.00	0.00	0.00	0.00	0.00	0.00	0.00	0.00	0.00	0.00	0.02
6824 Village At Redfield Project	2.48	0.00	0.00	0.05	332.99	0.00	0.00	0.00	0.00	0.00	(0.42)	(335.05)	0.05
6825 Long Lake Dm Dst	0.72	0.00	0.00	0.00	0.00	0.00	0.00	0.00	0.00	0.00	0.00	0.00	0.72
6826 Linwood Moscow FD Residential	0.00	0.00	0.00	0.00	0.00	0.00	0.00	0.00	0.00	0.00	0.00	0.00	0.00
6827 Linwood Moscow FD Commercial	0.00	0.00	0.00	0.00	75.00	0.00	0.00	0.00	0.00	0.00	(0.10)	(74.90)	0.00
6828 Southeast FD Residential	0.00	0.00	0.00	0.00	222.00	0.00	0.00	0.00	0.00	0.00	(0.29)	(221.71)	0.00
6829 Southeast FD Commercial	0.00	0.00	0.00	0.00	90.00	0.00	0.00	0.00	0.00	0.00	(0.12)	(89.88)	0.00
Totals for All Funds	11,002,103.84	\$4,870,757.02	\$34,345.03	\$1,282,248.04	\$5,817,281.80	\$40,289.53	(\$64,600.81)	(\$4,101,303.27)	(\$1,282,248.04)	(\$5,817,281.80)	(\$40,289.53)	(\$2,428,259.51)	9,313,042.35



Vonysha Goodwin
Jefferson County Treasurer

TREASURER'S CERTIFICATION

I, Vonysha Goodwin, Treasurer of Jefferson County, Arkansas, do hereby certify that the following report is true and correct to the best of my knowledge and belief.

Vonysha Goodwin, Subscribed and sworn to before me
this the 5 day of September, 2018.

**JEFFERSON COUNTY
TREASURER'S REPORT
Financial Highlights
August, 2018**

** NEW COLUMN

	1/1/2018	8/31/2018	8/31/2017	2018	2017	DIFF(-)+ AT A GLANCE
1 ALL FUNDS COMBINED						
2 BALANCE	8,800,829.50	9,198,280.02	8,317,265.56			
3 RECEIPTS		4,298,943.54	3,874,737.37	51,612,166.20	47,534,929.34	4,077,236.86
4 EXPENDITURES		4,413,705.87	3,819,671.36	51,214,715.68	47,235,050.91	3,979,664.77
5						
6 CO. GENERAL FUND-1000						
7 BALANCE	2,064,515.99	802,911.35	134,385.97			
8 REVENUE PROJECTIONS	9,512,050.81	9,895,489.46	9,760,050.00			
9 APPROPRIATION	8,386,417.48	8,838,220.11	8,868,888.44			
10 RECEIPTS		599,401.87	505,888.63	5,893,087.66	4,432,651.28	1,460,436.38
11 EXPENDITURES		842,895.31	716,347.50	6,184,375.13	6,177,384.87	6,990.26
12 AVAILABLE FOR APPROPRIATION		67,720.40	(84,843.44)			
13						
14 CO. ROAD FUND-2000						
15 BALANCE	1,340,328.76	501,077.68	805,382.78			
16 REVENUE PROJECTIONS	5,280,600.00	5,617,975.86	5,271,025.00			
17 APPROPRIATION	4,332,243.00	5,053,521.00	3,656,924.77			
18 RECEIPTS		286,933.49	263,455.62	3,006,647.98	2,696,386.28	310,261.70
19 EXPENDITURES		499,629.25	447,986.71	3,845,899.06	2,893,311.26	952,587.80
20 AVAILABLE FOR APPROPRIATION		2,657.27	1,086,997.73			
21						
22 CO. ADULT JAIL FUND-1813						
23 BALANCE	12,005.76	15.92	7.24			
24 REVENUE PROJECTIONS	5,020,195.43	5,020,195.43	4,102,700.00			
25 APPROPRIATION	4,525,190.59	3,720,366.32	3,986,609.58			
26 RECEIPTS		633,133.90	318,744.89	3,387,928.14	2,583,879.72	804,048.42
27 EXPENDITURES		633,119.51	318,739.35	3,399,917.98	2,597,343.69	802,574.29
28 AVAILABLE FOR APPROPRIATION		797,809.57	-280130.96			
29						
30 DISTRICT COURT FUND-1819						
31 BALANCE	1.22	9698.61	6367.07			
32 REVENUE PROJECTIONS	486,668.00	544,316.00	486,668.00			
33 APPROPRIATION	486,668.00	544,316.00	486,668.00			
34 RECEIPTS		12.82	11.95	333,676.23	311,874.60	21,801.63
35 EXPENDITURES		35,858.79	30,956.35	323,978.84	305,507.54	18,471.30
36 AVAILABLE FOR APPROPRIATION		0.00	0.00			
37						
38						
39 JUVENILE JUSTICE FUND-1803						
40 BALANCE	22,880.32	35,829.84	23,141.87			
41 REVENUE PROJECTIONS	1,929,030.02	1,929,030.02	1,556,100.00			
42 APPROPRIATION	1,855,120.02	1,852,501.97	1,550,002.32			
43 RECEIPTS		127,431.69	125,160.23	1,190,339.77	1,132,727.09	57,612.68
44 EXPENDITURES		151,161.07	131,764.27	1,177,390.25	1,176,864.06	526.19
45 AVAILABLE FOR APPROPRIATION		-116,374.95	-149510.23			
46						
47 DETENTION FACILITIES M & O FUND-3017						
48 BALANCE	1,149,550.47	256,602.33	1,075,585.43			
49 REVENUE PROJECTIONS	2,558,000.00	2,558,000.00	2,636,000.00			
50 APPROPRIATION	2,302,200.00	2,302,200.00	-			
51 RECEIPTS		217,431.49	198,480.55	1,642,042.41	1,576,092.69	65,949.72
52 EXPENDITURES		363,040.04	222,261.30	2,534,990.55	1,732,710.68	802,279.87
53 AVAILABLE FOR APPROPRIATION		0.00	0.00			
54						
55 PUBLIC SAFETY SALES TAX FUND-1805						
56 BALANCE	315,309.82	829,117.17	432,883.93			
57 REVENUE PROJECTIONS	2,894,278.84	3,443,074.55	2,730,500.00			
58 APPROPRIATION	2,386,321.28	2,832,128.29	1,828,340.52			
59 RECEIPTS		223,946.17	204,211.88	2,249,727.96	1,624,479.82	625,248.14
60 EXPENDITURES		159,126.69	170,759.83	1,735,920.61	1,655,869.66	80,050.95
61 AVAILABLE FOR APPROPRIATION		266,638.81	629109.48			
62						
63 INTEREST EARNED-6011		4,024.69	3,559.03	33,399.20	25,579.13	7,820.07

Bank Ledger

Jefferson County Treasurer

Bank Name	Account Num	Last Transaction...	Balance (8/31/2018)
5001 - Simmons Bank	5001	9/4/2018	2,609,597.23
5003 - Relyance Bank	5003	8/31/2018	3,558,005.04
5005 - SFNB Federal Grants Account	5005	8/27/2018	80,677.75
5021 - SFNB Check/Warrant Account	5021	9/4/2018	0.00
5075 - SFNB T-Note; 2/26/2021 @1.125	5075	1/1/2018	500,000.00
5076 - SFNB T-Note; 3/30/21@ 1.00	5076	1/31/2018	500,000.00
5077 - SFNB T-Note; 3/30/21@ 1.125	5077	1/1/2018	500,000.00
5078 - SFNB T-Note; 4/28/21 @1.125	5078	1/1/2018	500,000.00
5079 - SFNB T-Note; 4/28/23 1.25 Step	5079	1/1/2018	450,000.00
5067 - SFNB T-Note; 7/26/24 @1.500	5067	1/1/2018	500,000.00
			Tot: \$9,198,280.02

General Ledger Balances by Fund -- Month 8 (FY2018)

Fund - Revenue Code	Date Range: 8/1/2018-8/31/2018	Selected Funds: 132	Summary											
			Beginning Balance	Cash Receipts	Void Checks	Transfer In	Tax Transfer In	Com Earned	Void Receipts	Warrants Paid	Transfer Out	Tax Transfer Out	Com Charged	Other Checks
3017 Detention Facilities M & O Fund			402,210.88	214,813.39	0.00	2,618.10	0.00	0.00	0.00	0.00	(358,691.41)	0.00	0.00	256,602.33
3019 * Boating Sfty & Enforcement			3,468.24	0.00	0.00	1.43	0.00	0.00	0.00	(657.50)	(0.26)	0.00	0.00	2,811.88
3020 * Emergency 9-1-1 Fund			1.45	13,106.59	0.00	1.37	0.00	0.00	0.00	(12,845.91)	(0.26)	0.00	0.00	1.34
3022 * Emergency Vehicle Fund			34,688.71	1,030.00	0.00	16.97	0.00	0.00	0.00	(9.32)	(0.00)	0.00	0.00	35,705.42
3025 * Pros Atty Victim Witness			172,074.76	1,938.71	0.00	5,294.42	0.00	0.00	0.00	(4,435.53)	(52.54)	0.00	0.00	174,779.38
3026 *Indigent Criminal Defense Fund			195,456.03	4,367.47	0.00	524.72	0.00	0.00	0.00	(3,402.81)	(64.35)	0.00	0.00	196,791.83
3027 District Court Cost			52,153.90	1,189.82	0.00	5,239.48	0.00	0.00	0.00	(11.39)	(24.34)	0.00	0.00	58,547.47
3028 * Adult Drug Ct Fund			37,118.22	174.90	0.00	17.57	0.00	0.00	0.00	(828.27)	(12.63)	0.00	0.00	36,465.94
3031 Circuit Ct Juve DivJuve Pro Fee Fund			5,990.18	4,895.19	0.00	2.45	0.00	0.00	0.00	0.00	(10,323.19)	0.00	0.00	456.88
3032 Juvenile Ct Representation			4,904.60	0.00	0.00	0.00	0.00	0.00	0.00	0.00	0.00	0.00	0.00	4,904.60
3036 * Recycling Fund			80,771.98	14,652.00	0.00	35.03	0.00	0.00	0.00	(19,753.08)	(56.55)	0.00	0.00	75,688.68
3039 Circuit Clerk Commission Fund			5,163.58	204.45	0.00	2.56	0.00	0.00	0.00	0.00	(1.61)	0.00	0.00	5,384.84
3042 Assessor's Late Assessment Fee Fund			1,268.05	0.00	0.00	0.00	223.00	0.00	0.00	0.00	0.00	0.00	0.00	1,486.59
3401 * Juvenile Justice Education			424,035.15	0.00	0.00	192.24	0.00	0.00	0.00	(37,054.47)	(149.08)	0.00	0.00	387,020.00
3402 * Reserve Fund-Rural Fire Protection			60,010.00	0.00	0.00	0.00	0.00	0.00	0.00	0.00	0.00	0.00	0.00	60,010.00
3403 * MECA (Metro Emer Comm Assn)			165,027.58	74,122.00	218.36	71,328.14	0.00	0.00	0.00	(122,727.22)	(41.31)	0.00	0.00	207,925.83
3404 9-1-1 Emergency Sys Reserve			210,892.98	0.00	0.00	100.43	0.00	0.00	0.00	0.00	(70.73)	0.00	0.00	210,920.67
3405 9-1-1 CMRS Fund			158,400.49	0.00	0.00	92.43	0.00	0.00	0.00	0.00	(33,402.89)	0.00	0.00	165,088.18
3406 * Insurance Reimbursement Fund			0.00	300,000.00	0.00	100,000.00	0.00	0.00	0.00	0.00	(6,763.00)	0.00	0.00	393,237.00
3409 Jail Operation Fund			73,880.93	10,527.23	0.00	197.95	0.00	0.00	0.00	0.00	(17.34)	0.00	0.00	84,377.43
3410 Judicial Enhancement			1.84	0.00	0.00	0.00	0.00	0.00	0.00	0.00	(0.07)	0.00	0.00	1.77
3411 * Economic Development Sales Tax			0.00	644,440.16	322,220.08	0.00	0.00	0.00	0.00	(644,440.16)	0.00	0.00	0.00	0.00
3412 1st Div Crt Ct Jury Assess Fee			0.00	0.00	0.00	0.00	0.00	0.00	0.00	0.00	0.00	0.00	0.00	0.00
3414 Waste Tire Fclty Closure Cost Fund			3,740.00	0.00	0.00	0.00	0.00	0.00	0.00	0.00	0.00	0.00	0.00	3,740.00
3501 * Courthouse Sec Fund			0.00	0.00	0.00	0.00	0.00	0.00	0.00	0.00	0.00	0.00	0.00	0.00
3502 * Victims Of Crime Fund			37,946.66	9,832.48	0.00	0.00	0.00	0.00	0.00	(11,335.26)	0.00	0.00	0.00	36,443.88
3505 ** JC Drug Ct. Accountability Grnt Fund			3,987.87	0.00	0.00	0.00	0.00	0.00	0.00	(850.94)	0.00	0.00	0.00	3,136.93
3506 **Fire Prevention & Safety Fund			0.68	0.00	0.00	0.00	0.00	0.00	0.00	0.00	0.00	0.00	0.00	0.68
3508 * Organized Crime Enf (Old LLEBG)			72,142.76	0.00	0.00	0.00	0.00	0.00	0.00	0.00	0.00	0.00	0.00	72,142.76

Jefferson County Treasurer

General Ledger Balances by Fund -- Month 8 (FY2018)

Parameters: Date Range: 8/1/2018-8/31/2018 Selected Funds: 132 Summary

Fund - Revenue Code	Beginning Balance	Cash Receipts	Void Checks	Transfer In	Tax Transfer In	Com Earned	Void Receipts	Warrants Paid	Transfer Out	Tax Transfer Out	Com Charged	Other Checks	Ending Balance
3609 Justice Equitable Sharing Program Grant	6,583.30	65,076.76	0.00	0.00	0.00	0.00	0.00	0.00	0.30	0.00	0.00	0.00	71,660.06
3510 * Recycling Res Recovery Grant Fund	9,096.07	0.00	0.00	0.00	0.00	0.00	0.00	(38.50)	0.00	0.00	0.00	0.00	9,057.57
3512 *E-Waste Grant Fund	0.00	0.00	0.00	0.00	0.00	0.00	0.00	0.00	0.00	0.00	0.00	0.00	0.00
4800 * Jeff Co Construction	27,300.48	10,000.00	0.00	14.38	0.00	0.00	0.00	0.00	(24.00)	0.00	(0.29)	0.00	37,290.57
4801 * Jeff Co Courthouse Bldg	519.24	0.00	0.00	0.25	0.00	0.00	0.00	0.00	(0.18)	0.00	(0.01)	0.00	519.30
5800 Co Library - Capt Imp	0.00	0.00	0.00	0.00	2,845.42	0.00	0.00	0.00	0.00	0.00	(56.90)	(2,788.52)	0.00
6000 Treasurer's Commission	0.00	0.00	0.00	0.00	0.00	33,418.96	0.00	(33,418.96)	0.00	0.00	0.00	0.00	0.00
6002 10% Holdback	1,478,511.36	0.00	0.00	744.33	90,126.29	0.00	0.00	(73.93)	0.00	0.00	0.00	0.00	1,569,308.05
6003 Property Tax Relief Fund	0.00	29,164.37	0.00	0.00	0.00	0.00	(14,582.19)	0.00	0.00	(14,582.18)	0.00	0.00	0.00
6004 Delinquent Personal Tax	0.00	0.00	0.00	0.00	84,861.50	0.00	0.00	0.00	0.00	(84,861.50)	0.00	0.00	0.00
6005 Delinquent Real Estate Tax	0.00	0.00	0.00	0.00	16,890.12	0.00	0.00	0.00	0.00	(16,890.12)	0.00	0.00	0.00
6007 State Land Redemption	0.00	36,672.45	0.00	0.00	0.00	0.00	0.00	0.00	0.00	(36,672.45)	0.00	0.00	0.00
6009 * Law Library	53,956.79	5,472.74	0.00	688.93	0.00	0.00	0.00	(2,701.24)	(18.52)	0.00	(110.02)	0.00	57,286.68
6010 Jefferson Co. Admin Of Justice	0.00	29,332.00	0.00	0.00	0.00	0.00	0.00	0.00	(23,414.16)	0.00	(586.64)	(5,331.20)	0.00
6011 Interest Earned	0.00	4,024.69	0.00	2,475.03	0.00	0.00	0.00	0.00	(6,499.72)	0.00	0.00	0.00	0.00
6013 Common School - Unapportioned	0.00	930.26	0.00	0.00	0.00	0.00	0.00	0.00	(930.26)	0.00	0.00	0.00	0.00
6016 County Fire Protection Premium Tax Fund	0.00	0.00	0.00	0.00	0.00	0.00	0.00	0.00	0.00	0.00	0.00	0.00	0.00
6017 Co Sheriff's Office Fund	0.00	21,403.84	0.00	0.00	0.00	0.00	0.00	0.00	(23,414.16)	0.00	(586.64)	(5,331.20)	0.00
6400 Advance Tax Collector	800,000.00	1,731,797.59	0.00	0.00	905,011.93	0.00	(349,972.52)	0.00	0.00	(2,261,837.00)	0.00	0.00	825,000.00
6407 Delinquent Lot Clearance	0.00	0.00	0.00	0.00	18.92	0.00	0.00	0.00	0.00	(18.92)	0.00	0.00	0.00
6408 Delinquent Utility Tax	0.00	0.00	0.00	0.00	0.00	0.00	0.00	0.00	0.00	0.00	0.00	0.00	0.00
6409 Delinquent Improvement Tax	0.00	0.00	0.00	0.00	70.07	0.00	0.00	0.00	0.00	(70.07)	0.00	0.00	0.00
6410 Tax Protest Fund	0.00	0.00	0.00	0.00	0.00	0.00	0.00	0.00	0.00	0.00	0.00	0.00	0.00
6600 Pine Bluff - General	12.63	0.00	0.00	9.20	59,473.89	0.00	0.00	0.00	(10.76)	0.00	(148.71)	(59,337.83)	(1.58)
6601 Pine Bluff - Road	3.78	0.00	0.00	2.70	17,467.97	0.00	0.00	0.00	(3.20)	0.00	(43.68)	(17,428.08)	(0.51)
6602 Pine Bluff - Library	4.03	0.00	0.00	2.88	18,632.50	0.00	0.00	0.00	(3.43)	0.00	(46.60)	(18,589.94)	(0.56)
6603 Pine Bluff - Policemen	2.51	0.00	0.00	1.79	11,591.27	0.00	0.00	0.00	(2.14)	0.00	(28.99)	(11,564.79)	(0.35)
6604 Pine Bluff - Firemen	2.51	0.00	0.00	1.79	11,591.27	0.00	0.00	0.00	(2.14)	0.00	(28.99)	(11,564.79)	(0.35)
6605 Pine Bluff - Bonds	0.00	0.00	0.00	0.00	0.00	0.00	0.00	0.00	0.00	0.00	0.00	0.00	0.00

Jefferson County Treasurer

General Ledger Balances by Fund -- Month 8 (FY2018)

Selected Funds: 132 Summary

Parameters: Date Range: 8/1/2018-8/31/2018

Fund - Revenue Code	Beginning Balance	Cash Receipts	Void Checks	Transfer In	Tax Transfer In	Com Earned	Void Receipts	Warrants Paid	Transfer Out	Tax Transfer Out	Com Charged	Other Checks	Ending Balance
6606 Pine Bluff Lib - Capt Imp	0.00	0.00	0.00	0.00	33,086.53	0.00	0.00	0.00	0.10	0.00	(62.72)	(33,003.81)	0.00
6610 Altheimer - General	0.16	0.00	0.00	0.07	587.36	0.00	0.00	0.00	(0.11)	0.00	(1.47)	(586.05)	(0.04)
6611 Altheimer - Road	0.05	0.00	0.00	0.02	176.22	0.00	0.00	0.00	(0.03)	0.00	(0.44)	(175.83)	(0.01)
6620 Humphrey - General	0.04	0.00	0.00	0.02	237.31	0.00	0.00	0.00	(0.03)	0.00	(0.60)	(236.75)	(0.01)
6630 Redfield - General	0.46	0.00	0.00	1.58	8,616.52	0.00	0.00	0.00	(0.59)	0.00	(21.54)	(8,595.44)	0.99
6631 Redfield - Road	0.14	0.00	0.00	0.47	2,584.96	0.00	0.00	0.00	(0.16)	0.00	(6.47)	(2,578.63)	0.31
6640 Sherrill - General	0.01	0.00	0.00	0.01	69.14	0.00	0.00	0.00	(0.02)	0.00	(0.17)	(68.98)	(0.01)
6650 Wabbaseka - General	0.04	0.00	0.00	0.00	71.42	0.00	0.00	0.00	(0.03)	0.00	(0.18)	(71.28)	(0.03)
6660 White Hall - General	1.67	0.00	0.00	2.87	17,490.75	0.00	0.00	0.00	(2.69)	0.00	(43.74)	(17,448.69)	0.17
6661 White Hall - Road	0.50	0.00	0.00	0.86	5,247.25	0.00	0.00	0.00	(0.79)	0.00	(13.12)	(5,234.63)	0.07
6700 Pine Bluff SD 3	80.92	207,681.08	0.00	238.42	347,199.35	0.00	0.00	(207,681.08)	(77.07)	0.00	(868.13)	(346,598.32)	(24.83)
6710 Dollarway SD 2	38.14	53,050.00	0.00	104.96	86,756.38	0.00	0.00	(53,050.00)	(19.54)	0.00	(216.93)	(86,670.64)	(7.63)
6720 Altheimer Unified SD 22	0.01	0.00	0.01	558.18	0.00	0.00	(0.01)	0.00	(0.05)	0.00	0.00	(558.17)	(0.03)
6730 Watson Chapel SD 24	25.24	91,416.29	0.00	15.35	124,979.00	0.00	0.00	(91,416.29)	(23.41)	0.00	(312.49)	(124,691.79)	(8.10)
6740 White Hall SD 27	141.80	222,625.06	0.00	150.89	349,808.87	0.00	0.00	(222,625.06)	(58.83)	0.00	(874.66)	(349,169.18)	(1.11)
6750 Humphrey-DeWitt SD	1.39	2,735.62	0.00	0.46	3,729.31	0.00	(287.34)	(2,448.28)	(1.19)	0.00	(9.32)	(3,721.38)	(0.73)
6760 Arkansas Co SD 1	0.00	0.00	0.00	0.00	0.00	0.00	0.00	0.00	(0.01)	0.00	0.00	0.00	(0.01)
6800 Cousart Bayou	0.01	0.00	0.00	0.38	1,860.33	0.00	0.00	0.00	(0.12)	0.00	(2.35)	(1,877.99)	0.26
6801 Drainage District #4	0.15	0.00	0.00	0.00	0.00	0.00	0.00	0.00	0.00	0.00	0.00	0.00	0.15
6802 Drainage District #7	0.00	0.00	0.00	0.00	0.00	0.00	0.00	0.00	(0.01)	0.00	0.00	0.00	(0.01)
6803 Farrelly Lake Levee Dst	0.37	0.00	0.00	0.00	0.35	0.00	0.00	0.00	(0.03)	0.00	0.00	0.00	0.69
6804 Five Forks Drainage Dst	0.08	0.00	0.00	0.00	0.00	0.00	0.00	0.00	0.00	0.00	0.00	0.00	0.08
6805 Flat Bayou Drainage Dst	0.02	0.00	0.00	0.00	4.49	0.00	0.00	0.00	(0.04)	0.00	(0.01)	0.00	4.46
6806 Frenchtown-Auburn Levee	0.02	0.00	0.00	0.07	359.73	0.00	0.00	0.00	(0.07)	0.00	(0.45)	(359.30)	0.00
6807 Grady-Gould Watershed	7.48	0.00	0.00	0.02	85.77	0.00	0.00	0.00	0.00	0.00	(0.11)	(93.14)	0.02
6808 Harding Drainage Imp Dst	-3,651.46	0.00	0.00	6.74	546.24	0.00	0.00	0.00	(0.63)	0.00	(0.69)	0.00	14,203.15
6810 Levee District #3	0.06	0.00	0.00	0.00	0.99	0.00	0.00	0.00	(0.01)	0.00	0.00	0.00	1.04
6811 New Gascony Levee Dst	0.03	0.00	0.00	0.00	1.76	0.00	0.00	0.00	(0.02)	0.00	0.00	0.00	1.77
6812 Pinewood Sewer Imp Dst	0.03	0.00	0.00	0.07	369.00	0.00	0.00	0.00	(0.15)	0.00	(0.46)	(368.57)	(0.09)

Jefferson County Treasurer


General Ledger Balances by Fund -- Month 8 (FY2018)

Selected Funds: 132 Summary

Parameters: Date Range: 8/1/2018-8/31/2018

Fund - Revenue Code	Beginning Balance	Cash Receipts	Void Checks	Transfer In	Tax Transfer In	Com Earned	Void Receipts	Warrants Paid	Transfer Out	Tax Transfer Out	Com Charged	Other Checks	Ending Balance
6813 Plum Bayou Levee Dst	0.35	0.00	0.00	0.18	918.07	0.00	0.00	0.00	(0.30)	0.00	(1.15)	(917.27)	(0.12)
6814 Plum Bayou Irrigation Dst	0.45	0.00	0.00	0.00	0.00	0.00	0.00	0.00	(0.05)	0.00	0.00	0.00	0.40
6815 Sait Bayou Drainage Dst	0.00	0.00	0.00	0.00	0.13	0.00	0.00	0.00	(0.05)	0.00	0.00	0.00	0.08
6817 Sub Dst 1 - Bradley Slough	0.03	0.00	0.00	0.00	0.16	0.00	0.00	0.00	(0.02)	0.00	0.00	0.00	0.17
6818 Suburbia Sewer Imp #11	14,690.23	0.00	0.00	7.13	310.05	0.00	0.00	0.00	(4.16)	0.00	(0.40)	0.00	15,002.85
6819 Timber Tax	0.08	0.00	0.00	0.19	930.88	0.00	0.00	0.00	(0.12)	0.00	(1.17)	(929.79)	0.07
6820 Waterloo Drainage Dst	0.01	0.00	0.00	0.09	431.54	0.00	0.00	0.00	(0.03)	0.00	(0.54)	(431.01)	0.06
6821 Bayou Meto Water Mgmt Imp Dist	0.07	0.00	0.00	0.05	227.01	0.00	0.00	0.00	(0.20)	0.00	(0.28)	(226.80)	(0.15)
6822 Country Estates POI Dist	0.00	0.00	0.00	0.00	0.00	0.00	0.00	0.00	0.00	0.00	0.00	0.00	0.00
6823 Sewer Improvement Dst #39	0.02	0.00	0.00	0.00	0.00	0.00	0.00	0.00	0.00	0.00	0.00	0.00	0.02
6824 Village At Redfield Project	0.05	0.00	0.00	0.05	258.31	0.00	0.00	0.00	(0.18)	0.00	(0.32)	(258.04)	(0.13)
6825 Long Lake Drn Dst	0.72	0.00	0.00	0.00	0.00	0.00	0.00	0.00	0.00	0.00	0.00	0.00	0.72
6826 Linwood Moscow FD Residential	0.00	0.00	164.78	0.00	409.50	0.00	0.00	0.00	0.00	0.00	(0.53)	(573.75)	0.00
6827 Linwood Moscow FD Commercial	0.00	0.00	0.00	0.00	135.00	0.00	0.00	0.00	0.00	0.00	(0.18)	(134.82)	0.00
6828 Southeast FD Residential	0.00	0.00	0.00	0.00	165.00	0.00	0.00	0.00	0.00	0.00	(0.22)	(164.78)	0.00
6829 Southeast FD Commercial	0.00	0.00	89.88	0.00	90.00	0.00	0.00	0.00	0.00	0.00	(0.12)	(179.76)	0.00
Totals for All Funds	9,313,042.35	\$4,989,018.10	\$324,935.69	\$1,099,559.02	\$2,414,932.24	\$33,418.96	(\$690,074.56)	(\$3,604,707.98)	(\$1,095,559.02)	(\$2,414,932.24)	(\$33,418.96)	(\$1,133,933.58)	9,198,280.02

Jefferson County Treasurer



Vonysha Goodwin
Jefferson County Treasurer

TREASURER'S CERTIFICATION

I, Vonysha Goodwin, Treasurer of Jefferson County, Arkansas, do hereby certify that the following report is true and correct to the best of my knowledge and belief.

Vonysha Goodwin, Subscribed and sworn to before me
this the *1st* day of *October*, 2018.

**JEFFERSON COUNTY
TREASURER'S REPORT
Financial Highlights
September, 2018**

** NEW COLUMN

	1/1/2018	9/30/2018	9/30/2017	2018	2017	DIFF(-)+ AT A GLANCE
1 ALL FUNDS COMBINED						
2 BALANCE	8,800,829.50	13,441,812.03	13,082,041.50			
3 RECEIPTS		7,588,783.18	8,653,732.00	59,200,949.38	56,188,661.34	3,012,288.04
4 EXPENDITURES		3,345,251.17	3,888,956.06	54,559,966.85	51,124,006.97	3,435,959.88
5						
6 CO. GENERAL FUND-1000						
7 BALANCE	2,064,515.99	564,506.74	219,021.09			
8 REVENUE PROJECTIONS	9,512,050.81	10,020,753.48	9,760,050.00			
9 APPROPRIATION	8,386,417.48	8,952,578.13	8,887,323.44			
10 RECEIPTS		426,089.67	742,044.02	6,319,177.33	5,174,695.30	1,144,482.03
11 EXPENDITURES		664,494.28	657,408.90	6,848,869.41	6,834,793.77	14,075.64
12 AVAILABLE FOR APPROPRIATION		66,100.00	(103,278.44)			
13						
14 CO. ROAD FUND-2000						
15 BALANCE	1,340,328.76	535,897.39	879,972.17			
16 REVENUE PROJECTIONS	5,280,600.00	5,617,975.86	5,271,025.00			
17 APPROPRIATION	4,332,243.00	5,053,521.00	3,656,924.77			
18 RECEIPTS		287,636.68	265,744.27	3,294,284.66	2,962,130.55	332,154.11
19 EXPENDITURES		252,816.97	191,154.88	4,098,716.03	3,084,466.14	1,014,249.89
20 AVAILABLE FOR APPROPRIATION		2,657.27	1,086,997.73			
21						
22 CO. ADULT JAIL FUND-1813						
23 BALANCE	12,005.76	1.12	3.04			
24 REVENUE PROJECTIONS	5,020,195.43	5,020,195.43	4,102,700.00			
25 APPROPRIATION	4,525,190.59	3,720,366.32	3,986,609.58			
26 RECEIPTS		254,357.53	329,074.11	3,642,285.67	2,912,953.83	729,331.84
27 EXPENDITURES		254,372.33	329,078.31	3,654,290.31	2,926,422.00	727,868.31
28 AVAILABLE FOR APPROPRIATION		797,809.57	280130.96			
29						
30 DISTRICT COURT FUND-1819						
31 BALANCE	1.22	0.30	29077.60			
32 REVENUE PROJECTIONS	486,668.00	544,316.00	486,668.00			
33 APPROPRIATION	486,668.00	544,316.00	486,668.00			
34 RECEIPTS		25,689.10	52,965.74	359,365.33	364,840.34	(5,475.01)
35 EXPENDITURES		35,387.41	30,255.21	359,366.25	335,762.75	23,603.50
36 AVAILABLE FOR APPROPRIATION		0.00	0.00			
37						
38						
39 JUVENILE JUSTICE FUND-1803						
40 BALANCE	22,880.32	31,109.71	0.69			
41 REVENUE PROJECTIONS	1,929,030.02	1,929,030.02	1,556,100.00			
42 APPROPRIATION	1,855,120.02	1,852,501.97	1,550,002.32			
43 RECEIPTS		112,870.28	108,499.03	1,303,210.05	1,241,226.12	61,983.93
44 EXPENDITURES		117,590.41	131,640.21	1,294,980.66	1,308,504.27	(13,523.61)
45 AVAILABLE FOR APPROPRIATION		-116,374.95	-149510.23			
46						
47 DETENTION FACILITIES M & O FUND-3017						
48 BALANCE	1,149,550.47	455,423.14	1,062,079.00			
49 REVENUE PROJECTIONS	2,558,000.00	2,558,000.00	2,636,000.00			
50 APPROPRIATION	2,302,200.00	2,302,200.00	-			
51 RECEIPTS		202,878.38	186,399.98	1,844,920.79	1,762,492.67	82,428.12
52 EXPENDITURES		4,057.57	199,906.41	2,539,048.12	1,932,617.09	606,431.03
53 AVAILABLE FOR APPROPRIATION		0.00	0.00			
54						
55 PUBLIC SAFETY SALES TAX FUND-1805						
56 BALANCE	315,309.82	783,414.84	386,884.49			
57 REVENUE PROJECTIONS	2,894,278.84	3,443,074.55	2,730,500.00			
58 APPROPRIATION	2,386,321.28	2,832,128.29	2,058,369.41			
59 RECEIPTS		208,582.55	191,644.41	2,458,310.51	1,816,124.23	642,186.28
60 EXPENDITURES		254,284.88	237,643.85	1,990,205.49	1,893,513.51	96,691.98
61 AVAILABLE FOR APPROPRIATION		266,638.81	399080.59			
62						
63 INTEREST EARNED-6011		847.09	934.68	34,246.29	22,954.78	11,291.51

Bank Ledger

Jefferson County Treasurer

Bank Name	Account Num	Last Transaction Date	Balance (9/30/2018)
5001 - Simmons Bank	5001	10/1/2018	6,069,537.67
5003 - Relyance Bank	5003	9/30/2018	4,343,518.59
5005 - SFNB Federal Grants Account	5005	9/25/2018	78,755.77
5021 - SFNB Check/Warrant Account	5021	10/1/2018	0.00
5067 - SFNB T-Note; 7/26/24 @1.500	5067	1/1/2018	500,000.00
5075 - SFNB T-Note; 2/26/2021 @1.125	5075	1/1/2018	500,000.00
5076 - SFNB T-Note; 3/30/21@ 1.00	5076	1/31/2018	500,000.00
5077 - SFNB T-Note; 3/30/21@ 1.125	5077	1/1/2018	500,000.00
5078 - SFNB T-Note; 4/28/21 @1.125	5078	1/1/2018	500,000.00
5079 - SFNB T-Note; 4/28/23 1.25 Step	5079	1/1/2018	450,000.00
			Tot : \$13,441,812.03

General Ledger Balances by Fund -- Month 9 (FY2018)

Parameters: Date Range: 9/1/2018-9/30/2018 Selected Funds: 132 Summary

Fund - Revenue Code	Beginning Balance	Cash Receipts	Void Checks	Transfer In	Tax Transfer In	Com Earned	Void Receipts	Warrants Paid	Transfer Out	Tax Transfer Out	Com Charged	Other Checks	Ending Balance
1000 * County General Fund	602,911.35	139,562.73	5,883.54	167,131.92	119,643.65	0.00	(248.63)	(604,504.91)	(62,112.00)	0.00	(3,760.91)	0.00	564,506.74
1801 Mtg Revenue Bond	13,615.44	0.00	0.00	0.00	0.00	0.00	0.00	0.00	0.20	0.00	0.00	0.00	13,615.44
1803 * Juvenile Justice Center	35,829.84	49,844.22	50.00	63,026.06	0.00	0.00	0.00	(116,762.88)	0.30	0.00	(877.53)	0.00	31,109.71
1804 * Solid Waste Contract Fund	0.00	0.00	0.00	104,555.82	0.00	0.00	0.00	(104,555.82)	0.30	0.00	0.00	0.00	0.00
1805 * Sales Tax/Public Safety Fund	629,117.17	208,496.24	0.00	86.31	0.00	0.00	0.00	(61,261.95)	(188,651.28)	0.00	(4,171.65)	0.00	783,414.84
1806 * Jeff Co Adult Jail Medical Fund	62,440.66	0.00	0.00	6.85	0.00	0.00	0.00	0.00	0.30	0.00	(0.14)	0.00	62,447.37
1808 * Environmental Enforcement Officer	4,932.67	0.00	0.00	0.49	0.00	0.00	0.00	(1,050.23)	0.90	0.00	(0.01)	0.00	3,882.92
1809 * FINS & Truancy Fund	75,711.74	8,214.86	0.00	8.02	0.00	0.00	0.00	(14,168.93)	0.00	0.00	(0.16)	0.00	69,765.53
1810 * Jury Fees Fund	254.78	0.00	0.00	10,045.23	0.00	0.00	0.00	(10,300.00)	0.00	0.00	0.00	0.00	0.01
1811 * Postage Fund	4,084.33	0.00	0.00	0.00	0.00	0.00	0.00	0.00	0.00	0.00	0.00	0.00	4,084.33
1812 * Solid Waste	236,705.06	140,200.28	0.00	26.79	0.00	0.00	0.00	(18,892.72)	(104,555.82)	0.00	(2,571.81)	0.00	250,911.78
1813 * Jeff. Co. Adult Jail Fund	15.92	154,218.36	57.69	100,139.17	0.00	0.00	0.00	(251,371.23)	0.00	0.00	(3,058.79)	0.00	1.12
1814 Jeff Co Emergency Reserve Fund	30,824.04	0.00	0.00	0.00	0.00	0.00	0.00	0.00	0.00	0.00	0.00	0.00	30,824.04
1815 * Jeff Co Hosp Insurance	7,987.78	415.46	78.10	0.84	0.00	0.00	0.00	(638.56)	0.00	0.00	(0.02)	0.00	7,843.60
1816 Stop-Loss Insurance	2,436.21	0.00	0.00	0.00	0.00	0.00	0.00	0.00	0.00	0.00	0.00	0.00	2,436.21
1817 * Jeff Co Workers Comp	786.34	0.00	0.00	23,650.00	0.00	0.00	0.00	(24,436.22)	0.00	0.00	0.00	0.00	0.12
1818 * Jeff Co Unemploy Insurance	451.28	0.00	0.00	0.05	0.00	0.00	0.00	0.00	0.00	0.00	0.00	0.00	451.33
1819 * District Court Fund	9,698.61	0.00	0.00	25,689.10	0.00	0.00	0.00	(35,387.40)	0.00	0.00	(0.01)	0.00	0.30
1900 ** Tri-Co Drug Task Force Grant Fund	62,118.54	3,810.60	0.00	0.00	0.00	0.00	0.00	(3,810.60)	0.00	0.00	0.00	0.00	62,118.54
1901 ** Fins & Truancy Grant Fund	15,421.60	0.00	0.00	0.00	0.00	0.00	0.00	(1,921.98)	0.00	0.00	0.00	0.00	13,499.62
2000 * County Road	501,077.68	248,290.22	2,084.68	64.07	39,282.39	0.00	0.00	(249,848.40)	0.00	0.00	(5,059.25)	0.00	535,897.39
3000 * Co. Treasurers Automation Fund	28,960.22	4,633.10	0.00	3,356.26	0.00	0.00	0.00	(179.08)	0.00	0.00	(0.07)	0.00	36,770.43
3001 *Collectors Auto Fund	154,840.51	0.00	0.00	16.78	0.00	0.00	0.00	(5,040.83)	0.00	0.00	(0.34)	0.00	149,816.12
3002 * Circuit Court Automation Fund	8,353.71	579.72	0.00	0.92	0.00	0.00	0.00	(1,121.38)	0.00	0.00	(11.61)	0.00	7,801.36
3004 Assessor's Amendment 79 Fund	47,013.86	0.00	0.00	5.16	0.00	0.00	0.00	0.00	0.00	0.00	(0.10)	0.00	47,018.92
3005 County Clerks Cost Fund	5,523.94	1,075.97	0.00	0.71	0.00	0.00	0.00	0.00	0.00	0.00	(21.53)	0.00	6,579.09
3006 *Recorders Cost Fund	193,507.47	30,574.00	0.00	22.01	0.00	0.00	0.00	(38,773.63)	0.00	0.00	(611.92)	0.00	184,717.93
3008 * Co Library	986,312.41	0.00	0.00	109.16	11,812.13	0.00	0.00	0.00	0.00	0.00	(238.41)	0.00	997,995.29
3012 Child Support Cost Fund	4,599.18	25.00	0.00	0.00	0.00	0.00	0.00	0.00	0.00	0.00	(0.50)	0.00	4,623.68

Jefferson County Treasurer

General Ledger Balances by Fund -- Month 9 (FY2018)

Summary

Parameters: Date Range: 9/1/2018-9/30/2018 Selected Funds: 132

Fund - Revenue Code

	Beginning Balance	Cash Receipts	Void Checks	Transfer In	Tax Transfer In	Com Earned	Void Receipts	Warrants Paid	Transfer Out	Tax Transfer Out	Com Charged	Other Checks	Ending Balance
3017 Detention Facilities M & O Fund	256,602.33	202,845.84	0.00	32.54	0.00	0.00	0.00	0.00	0.00	0.00	(4,057.57)	0.00	455,423.14
3019 * Boating Sfty & Enforcement	2,811.88	0.00	0.00	0.31	0.00	0.00	0.00	0.00	0.30	0.00	(0.01)	0.00	2,812.18
3020 * Emergency 9-1-1 Fund	1.34	12,723.35	0.00	0.12	0.00	0.00	0.00	0.00	(12,470.23)	0.00	(254.46)	0.00	0.12
3022 * Emergency Vehicle Fund	35,705.42	1,145.00	0.00	4.01	0.00	0.00	0.00	0.00	0.00	0.00	(22.98)	0.00	36,831.45
3025 * Pros Atty Victim Witness	174,779.38	1,938.71	0.00	5,918.80	0.00	0.00	0.00	(5,007.91)	0.00	0.00	(39.16)	0.00	177,589.82
3026 * Indigent Criminal Defense Fund	196,791.83	4,369.73	360.32	509.27	0.00	0.00	0.00	(3,661.22)	0.00	0.00	(87.83)	0.00	198,282.10
3027 District Court Cost	58,547.47	1,189.82	0.00	5,907.97	0.00	0.00	0.00	0.00	0.00	0.00	(23.94)	0.00	65,621.32
3028 * Adult Drug Ct Fund	36,465.94	14.90	0.00	4.00	0.00	0.00	0.00	(16.34)	0.00	0.00	(0.38)	0.00	36,468.12
3031 Circuit Ct Juve Div/Juve Pro Fee Fund	466.88	5,412.00	0.00	0.54	0.00	0.00	0.00	0.00	0.00	0.00	(108.25)	0.00	5,761.17
3032 Juvenile Ct Representation	4,904.60	0.00	0.00	0.00	0.00	0.00	0.00	0.00	0.00	0.00	0.00	0.00	4,904.60
3036 *Recycling Fund	75,668.68	25,966.40	350.00	8.45	0.00	0.00	0.00	(15,256.10)	0.00	0.00	(0.17)	0.00	86,737.26
3039 Circuit Clerk Commission Fund	5,384.84	283.12	0.00	0.62	0.00	0.00	0.00	0.00	0.00	0.00	(5.67)	0.00	5,662.91
3042 Assessor's Late Assessment Fee Fund	1,486.59	0.00	0.00	0.00	240.00	0.00	0.00	0.00	0.00	0.00	(4.80)	0.00	1,721.79
3401 * Juvenile Justice Education	387,020.00	0.00	0.00	40.83	0.00	0.00	0.00	(31,623.27)	0.00	0.00	(8.82)	0.00	355,436.74
3402 * Reserve Fund-Rural Fire Protection	60,010.00	0.00	0.00	0.00	0.00	0.00	0.00	0.00	0.00	0.00	0.00	0.00	60,010.00
3403 * MECA (Metro Emer Comm Assn)	207,925.83	74,176.77	0.00	70,888.55	0.00	0.00	0.00	(157,027.28)	0.00	0.00	(0.42)	0.00	195,963.45
3404 9-1-1 Emergency Sys Reserve	210,920.67	0.00	0.00	23.16	0.00	0.00	0.00	0.00	0.00	0.00	(0.46)	0.00	210,943.37
3405 9-1-1 CMRS Fund	165,068.18	0.00	0.00	17.76	0.00	0.00	0.00	0.00	(33,333.34)	0.00	(0.36)	0.00	131,772.24
3406 * Insurance Reimbursement Fund	393,237.00	0.00	0.00	0.00	0.00	0.00	0.00	0.00	(125,254.22)	0.00	0.00	0.00	267,972.98
3409 Jail Operation Fund	84,377.43	10,527.23	0.00	189.08	0.00	0.00	0.00	0.00	0.00	0.00	(210.74)	0.00	94,883.00
3410 Judicial Enhancement	1.77	0.00	0.00	0.00	0.00	0.00	0.00	0.00	0.00	0.00	0.00	0.00	1.77
3411 * Economic Development Sales Tax	0.00	0.00	0.00	0.00	0.00	0.00	0.00	0.00	0.00	0.00	0.00	0.00	0.00
3412 1st Div Crt Ct Jury Assess Fee	0.00	0.00	0.00	0.00	0.00	0.00	0.00	0.00	0.00	0.00	0.00	0.00	0.00
3414 Waste Tire Falty Closure Cost Fund	3,740.00	0.00	0.00	0.00	0.00	0.00	0.00	0.00	0.00	0.00	0.00	0.00	3,740.00
3501 * Courthouse Sec Fund	0.00	0.00	0.00	0.00	0.00	0.00	0.00	0.00	0.00	0.00	0.00	0.00	0.00
3502 * Victims Of Crime Fund	36,443.88	10,983.60	0.00	0.00	0.00	0.00	0.00	(9,089.40)	0.00	0.00	0.00	0.00	38,338.08
3505 ** JC Drug Ct Accountability Grnt Fund	3,136.93	0.00	0.00	0.00	0.00	0.00	0.00	0.00	0.00	0.00	0.00	0.00	3,136.93
3506 **Fire Prevention & Safety Fund	0.68	0.00	0.00	0.00	0.00	0.00	0.00	0.00	0.00	0.00	0.00	0.00	0.68
3508 * Organized Crime Enf (Old LLEBG)	72,142.76	3,998.04	0.00	0.00	0.00	0.00	0.00	0.00	0.00	0.00	0.00	0.00	76,140.80

Jefferson County Treasurer

General Ledger Balances by Fund -- Month 9 (FY2018)

Summary

Parameters: Date Range: 9/1/2018-9/30/2018 Selected Funds: 132

Fund - Revenue Code	Beginning Balance	Cash Receipts	Void Checks	Transfer In	Tax Transfer In	Com Earned	Void Receipts	Warrants Paid	Transfer Out	Tax Transfer Out	Com Charged	Other Checks	Ending Balance
3509 -Justice Equitable Sharing Program Grant	71,660.06	5,206.89	0.00	0.00	0.00	0.00	0.00	(6,611.03)	0.00	0.00	0.00	0.00	70,255.92
3510 * Recycling Res Recovery Grant Fund	9,057.57	0.00	0.00	0.00	0.00	0.00	0.00	0.00	0.00	0.00	0.00	0.00	9,057.57
3512 *E-Waste Grant Fund	0.00	0.00	0.00	0.00	0.00	0.00	0.00	0.00	0.00	0.00	0.00	0.00	0.00
4800 * Jeff Co Construction	37,290.57	0.00	0.00	3.19	0.00	0.00	0.00	(9,180.35)	0.00	0.00	(0.06)	0.00	28,113.35
4801 * Jeff Co Courthouse Bldg	519.30	0.00	0.00	0.06	0.00	0.00	0.00	0.00	0.00	0.00	0.00	0.00	519.36
5800 Co Library - Capt Imp	0.00	0.00	0.00	0.00	2,085.17	0.00	0.00	0.00	0.00	0.00	(41.70)	(2,043.47)	0.00
6000 Treasurer's Commission	0.00	0.00	0.00	0.00	0.00	28,499.62	0.00	(28,499.62)	0.00	0.00	0.00	0.00	0.00
6002 10% Holdback	1,569,308.05	0.00	0.00	181.37	118,407.80	0.00	0.00	0.00	0.00	0.00	0.00	0.00	1,687,897.22
6003 Property Tax Relief Fund	0.00	0.00	0.00	0.00	0.00	0.00	0.00	0.00	0.00	0.00	0.00	0.00	0.00
6004 Delinquent Personal Tax	0.00	0.00	0.00	0.00	65,168.93	0.00	0.00	0.00	0.00	(65,168.93)	0.00	0.00	0.00
6005 Delinquent Real Estate Tax	0.00	0.00	0.00	0.00	24,901.86	0.00	0.00	0.00	0.00	(24,901.86)	0.00	0.00	0.00
6007 State Land Redemption	0.00	11,423.07	0.00	0.00	0.00	0.00	0.00	0.00	0.00	(11,423.07)	0.00	0.00	0.00
6009 * Law Library	57,268.68	5,491.40	0.00	754.78	0.00	0.00	0.00	(6,482.33)	0.00	0.00	(109.96)	0.00	56,942.57
6010 Jefferson Co. Admin Of Justice	0.00	33,528.61	0.00	0.00	0.00	0.00	0.00	0.00	(26,507.64)	0.00	(670.57)	(6,350.40)	0.00
6011 Interest Earned	0.00	847.09	0.00	0.00	0.00	0.00	0.00	0.00	(847.09)	0.00	0.00	0.00	0.00
6013 Common School - Unapportioned	0.00	0.00	0.00	0.00	0.00	0.00	0.00	0.00	0.00	0.00	0.00	0.00	0.00
6016 County Fire Protection Premium Tax Fund	0.00	4,990.23	0.00	0.00	0.00	0.00	0.00	0.00	0.00	0.00	0.00	0.00	0.00
6017 Co Sheriff's Office Fund	0.00	46,724.70	0.00	0.00	0.00	0.00	0.00	0.00	0.00	0.00	0.00	(4,990.23)	0.00
6400 Advance Tax Collector	525,000.00	5,623,529.65	0.00	0.00	1,188,345.45	0.00	0.00	0.00	0.00	(2,466,875.10)	0.00	(46,724.70)	5,170,000.00
6407 Delinquent Lot Clearance	0.00	0.00	0.00	0.00	14.96	0.00	0.00	0.00	0.00	(14.96)	0.00	0.00	0.00
6408 Delinquent Utility Tax	0.00	0.00	0.00	0.00	0.00	0.00	0.00	0.00	0.00	0.00	0.00	0.00	0.00
6409 Delinquent Improvement Tax	0.00	0.00	0.00	0.00	98.45	0.00	0.00	0.00	0.00	(98.45)	0.00	0.00	0.00
6410 Tax Protest Fund	0.00	0.00	0.00	0.00	0.00	0.00	0.00	0.00	0.00	0.00	0.00	0.00	0.00
6600 Pine Bluff - General	(1.58)	0.00	0.00	0.67	60,624.70	0.00	0.00	0.00	0.00	0.00	(151.57)	(60,471.55)	0.67
6601 Pine Bluff - Road	(0.51)	0.00	0.00	0.20	18,135.27	0.00	0.00	0.00	0.00	0.00	(45.35)	(18,089.41)	0.20
6602 Pine Bluff - Library	(0.56)	0.00	0.00	0.21	19,344.30	0.00	0.00	0.00	0.00	0.00	(48.35)	(19,295.39)	0.21
6603 Pine Bluff - Policemen	(0.35)	0.00	0.00	0.13	12,077.69	0.00	0.00	0.00	0.00	0.00	(30.20)	(12,047.14)	0.13
6604 Pine Bluff - Firemen	(0.35)	0.00	0.00	0.13	12,077.69	0.00	0.00	0.00	0.00	0.00	(30.20)	(12,047.14)	0.13
6605 Pine Bluff - Bonds	0.00	0.00	0.00	0.00	0.00	0.00	0.00	0.00	0.00	0.00	0.00	0.00	0.00

Jefferson County Treasurer

General Ledger Balances by Fund -- Month 9 (FY2018)

Summary

Parameters: Date Range: 9/1/2018-9/30/2018 Selected Funds: 132

Fund - Revenue Code


	Beginning Balance	Cash Receipts	Void Checks	Transfer In	Tax Transfer In	Com Earned	Void Receipts	Warrants Paid	Transfer Out	Tax Transfer Out	Com Charged	Other Checks	Ending Balance
6606 Pine Bluff Lib - Capt Imp	0.00	0.00	0.00	0.00	35,753.58	0.00	0.00	0.00	0.00	0.00	(89.38)	(35,664.20)	0.00
6610 Altheimer - General	(0.04)	0.00	0.00	0.00	420.46	0.00	0.00	0.00	0.00	0.00	(1.05)	(419.37)	0.00
6611 Altheimer - Road	(0.01)	0.00	0.00	0.00	126.98	0.00	0.00	0.00	0.00	0.00	(0.32)	(126.65)	0.00
6620 Humphrey - General	(0.01)	0.00	0.00	0.00	114.20	0.00	0.00	0.00	0.00	0.00	(0.28)	(113.91)	0.00
6630 Redfield - General	0.99	0.00	0.00	0.02	1,927.60	0.00	0.00	0.00	0.00	0.00	(4.83)	(1,923.76)	0.02
6631 Redfield - Road	0.31	0.00	0.00	0.01	578.28	0.00	0.00	0.00	0.00	0.00	(1.45)	(577.14)	0.01
6640 Sherrill - General	(0.01)	0.00	0.00	0.00	26.64	0.00	0.00	0.00	0.00	0.00	(0.07)	(26.56)	0.00
6650 Wabbaseka - General	(0.03)	0.00	0.00	0.00	108.88	0.00	0.00	0.00	0.00	0.00	(0.28)	(108.37)	0.00
6660 White Hall - General	0.17	0.00	0.00	0.13	11,531.05	0.00	0.00	0.00	0.00	0.00	(28.83)	(11,502.39)	0.13
6661 White Hall - Road	0.07	0.00	0.00	0.04	3,459.32	0.00	0.00	0.00	0.00	0.00	(8.64)	(3,450.75)	0.04
6700 Pine Bluff SD 3	(24.83)	145,681.30	0.00	2.72	243,630.47	0.00	0.00	(145,681.30)	0.00	0.00	(609.09)	(242,995.56)	2.71
6710 Dollarway SD 2	(7.63)	63,875.80	0.00	1.15	104,514.25	0.00	0.00	(63,875.80)	0.00	0.00	(261.29)	(104,245.33)	1.15
6720 Altheimer Unified SD 22	(0.03)	1.70	0.00	0.00	2.81	0.00	0.00	(1.70)	0.00	0.00	0.00	(2.78)	0.00
6730 Watson Chapel SD 24	(8.10)	65,499.56	0.00	0.99	89,662.98	0.00	0.00	(65,499.56)	0.00	0.00	(224.15)	(89,430.73)	0.99
6740 White Hall SD 27	(1.11)	229,569.68	0.00	3.98	360,868.61	0.00	0.00	(229,569.68)	0.00	0.00	(902.19)	(359,965.32)	3.97
6750 Humphrey-DeWitt SD	(0.73)	7,146.86	0.00	0.12	10,891.18	0.00	0.00	(7,146.86)	0.00	0.00	(27.23)	(10,863.22)	0.12
6760 Arkansas Co SD 1	(0.01)	0.00	0.01	0.00	0.00	0.00	0.00	0.00	0.00	0.00	0.00	0.00	0.00
6800 Cousart Bayou	0.26	0.00	0.00	0.01	1,076.87	0.00	0.00	0.00	0.00	0.00	(1.35)	(1,075.78)	0.01
6801 Drainage District #4	0.15	0.00	0.00	0.00	36.00	0.00	0.00	0.00	0.00	0.00	(0.05)	(36.10)	0.00
6802 Drainage District #7	(0.01)	0.00	0.00	0.00	108.37	0.00	0.00	0.00	0.00	0.00	(0.14)	(108.22)	0.00
6803 Farrelly Lake Levee Dst	0.69	0.00	0.00	0.00	73.25	0.00	0.00	0.00	0.00	0.00	(0.09)	(73.85)	0.00
6804 Five Forks Drainage Dst	0.08	0.00	0.00	0.00	18.14	0.00	0.00	0.00	0.00	0.00	(0.02)	(18.20)	0.00
6805 Flat Bayou Drainage Dst	4.46	0.00	10.99	0.01	752.41	0.00	0.00	0.00	0.00	0.00	(0.94)	(755.93)	11.00
6806 Frenchtown-Auburn Levee	0.00	0.00	0.00	0.00	403.94	0.00	0.00	0.00	0.00	0.00	(0.51)	(403.43)	0.00
6807 Grady-Gould Watershed	0.02	0.00	0.00	0.00	434.16	0.00	0.00	0.00	0.00	0.00	(0.54)	(433.64)	0.00
6808 Harding Drainage Imp Dst	14,203.15	0.00	1,197.04	1.66	508.24	0.00	0.00	0.00	0.00	0.00	(0.64)	0.00	15,909.45
6810 Levee District #3	1.04	0.00	0.00	0.00	57.22	0.00	0.00	0.00	0.00	0.00	(0.07)	(58.19)	0.00
6811 New Gascony Levee Dst	1.77	0.00	0.00	0.00	67.17	0.00	0.00	0.00	0.00	0.00	(0.08)	(68.86)	0.00
6812 Pinewood Sewer Imp Dst	(0.09)	0.00	0.00	0.00	184.50	0.00	0.00	0.00	0.00	0.00	(0.23)	(184.18)	0.00

Jefferson County Treasurer

General Ledger Balances by Fund -- Month 9 (FY2018)

Parameters: Date Range: 9/1/2018-9/30/2018 Selected Funds: 132 Summary

Fund - Revenue Code	Beginning Balance	Cash Receipts	Void Checks	Transfer In	Tax Transfer In	Com Earned	Void Receipts	Warrants Paid	Transfer Out	Tax Transfer Out	Com Charged	Other Checks	Ending Balance
6813 Plum Bayou Levee Dst	(0.12)	0.00	0.00	0.03	2,478.67	0.00	0.00	0.00	0.00	0.00	(3.10)	(2,475.45)	0.03
6814 Plum Bayou Irrigation Dst	0.40	0.00	0.00	0.00	392.49	0.00	0.00	0.00	0.00	0.00	(0.49)	(392.40)	0.00
6815 Salt Bayou Drainage Dst	0.08	0.00	0.00	0.01	807.84	0.00	0.00	0.00	0.00	0.00	(1.01)	(806.91)	0.01
6817 Sub Dst 1 - Bradley Slough	0.17	0.00	0.00	0.00	97.52	0.00	0.00	0.00	0.00	0.00	(0.12)	(97.57)	0.00
6818 Suburbia Sewer Imp #11	15,002.85	0.00	0.00	1.65	0.00	0.00	0.00	0.00	0.00	0.00	0.00	0.00	15,004.50
6819 Timber Tax	0.07	0.00	0.00	0.01	1,089.64	0.00	0.00	0.00	0.00	0.00	(1.36)	(1,088.35)	0.01
6820 Waterloo Drainage Dst	0.06	0.00	0.00	0.00	151.50	0.00	0.00	0.00	0.00	0.00	(0.19)	(151.37)	0.00
6821 Bayou Meto Water Mgmt Imp Dist	(0.15)	0.00	0.00	0.03	2,678.60	0.00	0.00	0.00	0.00	0.00	(3.36)	(2,675.10)	0.03
6822 Country Estates POI Dist	0.00	0.00	0.00	0.00	0.00	0.00	0.00	0.00	0.00	0.00	0.00	0.00	0.00
6823 Sewer Improvement Dst #39	0.02	0.00	0.00	0.00	0.00	0.00	0.00	0.00	0.00	0.00	0.00	0.00	0.02
6824 Village At Redfield Project	(0.13)	0.00	0.00	0.00	258.31	0.00	0.00	0.00	0.00	0.00	(0.32)	(257.86)	0.00
6825 Long Lake Drn Dst	0.72	0.00	0.00	0.00	0.00	0.00	0.00	0.00	0.00	0.00	0.00	0.00	0.72
6826 Linwood Moscow FD Residential	0.00	0.00	0.00	0.00	31.50	0.00	0.00	0.00	0.00	0.00	(0.04)	(31.46)	0.00
6827 Linwood Moscow FD Commercial	0.00	0.00	0.00	0.00	202.50	0.00	0.00	0.00	0.00	0.00	(0.26)	(202.24)	0.00
6828 Southeast FD Residential	0.00	0.00	0.00	0.00	516.00	0.00	0.00	0.00	0.00	0.00	(0.67)	(515.33)	0.00
6829 Southeast FD Commercial	0.00	0.00	0.00	0.00	180.00	0.00	0.00	0.00	0.00	0.00	(0.23)	(179.77)	0.00
Totals for All Funds	9,98,280.02	\$7,589,031.81	\$10,072.37	\$682,441.04	\$2,568,482.37	\$28,499.62	(\$248.63)	(\$2,299,756.88)	(\$582,441.04)	(\$2,568,482.37)	(\$28,499.62)	(\$1,055,566.66)	13,441,812.03



Vonysha Goodwin

Jefferson County Treasurer

TREASURER'S CERTIFICATION

I, Vonysha Goodwin, Treasurer of Jefferson County, Arkansas, do hereby certify that the following report is true and correct to the best of my knowledge and belief.

Vonysha Goodwin, Subscribed and sworn to before me
this the 1st day of November, 2018.

**JEFFERSON COUNTY
TREASURER'S REPORT**

Financial Highlights

October, 2018

**** NEW COLUMN**

	1/1/2018	10/31/2018	10/31/2017	2018	2017	DIFF(-)+ AT A GLANCE
1 ALL FUNDS COMBINED						
2 BALANCE	8,800,829.50	27,594,383.56	25,879,607.93			
3 RECEIPTS		23,850,751.52	22,597,992.53	83,051,700.90	78,786,653.87	4,265,047.03
4 EXPENDITURES		9,698,179.99	9,800,426.10	64,258,146.84	60,924,433.07	3,333,713.77
5						
6 CO. GENERAL FUND-1000						
7 BALANCE	2,064,515.99	618,114.25	214,049.51			
8 REVENUE PROJECTIONS	9,512,050.81	10,024,255.51	9,760,050.00			
9 APPROPRIATION	8,386,417.48	9,003,878.13	8,887,323.44			
10 RECEIPTS		722,280.51	758,747.59	7,041,457.84	5,933,442.89	1,108,014.95
11 EXPENDITURES		668,673.00	766,175.30	7,517,542.41	7,600,969.07	(83,426.66)
12 AVAILABLE FOR APPROPRIATION		17,951.83	(103,278.44)			
13						
14 CO. ROAD FUND-2000						
15 BALANCE	1,340,328.76	591,818.14	811,429.59			
16 REVENUE PROJECTIONS	5,280,600.00	5,617,975.86	5,271,025.00			
17 APPROPRIATION	4,332,243.00	5,053,521.00	3,656,924.77			
18 RECEIPTS		490,448.90	474,613.10	3,784,733.56	3,436,743.65	347,989.91
19 EXPENDITURES		434,528.15	543,155.68	4,533,244.18	3,627,621.82	905,622.36
20 AVAILABLE FOR APPROPRIATION		2,657.27	1,086,997.73			
21						
22 CO. ADULT JAIL FUND-1813						
23 BALANCE	12,005.76	6.68	36.53			
24 REVENUE PROJECTIONS	5,020,195.43	5,020,195.43	4,102,700.00			
25 APPROPRIATION	4,525,190.59	3,720,366.32	3,986,609.58			
26 RECEIPTS		281,151.08	230,308.65	3,923,436.75	3,143,262.48	780,174.27
27 EXPENDITURES		281,145.52	230,275.16	3,935,435.83	3,156,697.16	778,738.67
28 AVAILABLE FOR APPROPRIATION		797,809.57	280,130.96			
29						
30 DISTRICT COURT FUND-1819						
31 BALANCE	1.22	0.30	21.06			
32 REVENUE PROJECTIONS	486,668.00	544,316.00	486,668.00			
33 APPROPRIATION	486,668.00	544,316.00	486,668.00			
34 RECEIPTS		33,106.37	2,207.64	392,471.70	367,047.98	25,423.72
35 EXPENDITURES		33,106.67	31,264.18	392,472.92	367,026.93	25,445.99
36 AVAILABLE FOR APPROPRIATION		0.00	0.00			
37						
38						
39 JUVENILE JUSTICE FUND-1803						
40 BALANCE	22,880.32	21,891.95	23.27			
41 REVENUE PROJECTIONS	1,929,030.02	1,929,030.02	1,556,100.00			
42 APPROPRIATION	1,855,120.02	1,852,501.97	1,550,002.32			
43 RECEIPTS		104,594.19	133,830.36	1,407,804.24	1,375,056.48	32,747.76
44 EXPENDITURES		113,811.95	133,807.78	1,408,792.61	1,442,312.05	(33,519.44)
45 AVAILABLE FOR APPROPRIATION		-116,374.95	-149,510.23			
46						
47 DETENTION FACILITIES M & O FUND-3017						
48 BALANCE	1,149,550.47	666,555.47	1,166,878.05			
49 REVENUE PROJECTIONS	2,558,000.00	2,558,000.00	2,636,000.00			
50 APPROPRIATION	2,302,200.00	2,302,200.00	-			
51 RECEIPTS		215,441.15	196,645.31	2,060,361.94	1,959,137.98	101,223.96
52 EXPENDITURES		4,308.82	91,846.26	2,543,356.94	1,824,556.94	718,800.00
53 AVAILABLE FOR APPROPRIATION		0.00	0.00			
54						
55 PUBLIC SAFETY SALES TAX FUND-1805						
56 BALANCE	315,309.82	537,293.16	474,706.68			
57 REVENUE PROJECTIONS	2,894,278.84	3,443,074.55	2,730,500.00			
58 APPROPRIATION	2,386,321.28	2,832,128.29	2,058,369.41			
59 RECEIPTS		221,573.17	205,003.39	2,679,883.68	2,021,127.62	658,756.06
60 EXPENDITURES		467,694.85	117,181.20	2,457,900.34	2,010,694.71	447,205.63
61 AVAILABLE FOR APPROPRIATION		266,638.81	399,080.59			
62						
63 INTEREST EARNED-6011		15,652.78	13,460.40	49,899.07	36,415.18	13,483.89

Bank Ledger

Jefferson County Treasurer

Bank Name	Account Num	Last Transaction Date	Balance (10/31/2018)
5001 - Simmons Bank	5001	11/1/2018	12,953,219.77
5003 - Relyance Bank	5003	11/1/2018	11,614,549.61
5005 - SFNB Federal Grants Account	5005	10/29/2018	76,614.18
5021 - SFNB Check/Warrant Account	5021	11/1/2018	0.00
5067 - SFNB T-Note; 7/26/24 @1.500	5067	1/1/2018	500,000.00
5075 - SFNB T-Note; 2/26/2021 @1.125	5075	1/1/2018	500,000.00
5076 - SFNB T-Note; 3/30/21@ 1.00	5076	1/31/2018	500,000.00
5077 - SFNB T-Note; 3/30/21@ 1.125	5077	1/1/2018	500,000.00
5078 - SFNB T-Note; 4/28/21 @1.125	5078	1/1/2018	500,000.00
5079 - SFNB T-Note; 4/28/23 1.25 Step	5079	1/1/2018	450,000.00
			Tot : \$27,594,383.56

General Ledger Balances by Fund -- Month 10 (FY2018)

Parameters: Date Range: 10/1/2018-10/31/2018 Selected Funds: 132 Summary

Fund - Revenue Code	Beginning Balance	Cash Receipts	Void Checks	Transfer In	Tax Transfer In	Com Earned	Receipts	Warrants Paid	Transfer Out	Tax Transfer Out	Com Charged	Other Checks	Ending Balance
1000 * County General Fund	564,506.74	111,159.01	1,629.26	64,860.73	546,522.83	0.00	(262.06)	(613,791.15)	(43,849.08)	0.00	(12,561.23)	0.00	618,114.25
1801 Mtg Revenue Bond	13,615.44	0.00	0.00	0.00	0.00	0.00	0.00	0.00	0.00	0.00	0.00	0.00	13,615.44
1803 * Juvenile Justice Center	31,109.71	22,313.81	41.43	82,280.38	0.00	0.00	0.00	(113,507.89)	0.00	0.00	(345.49)	0.00	21,891.95
1804 * Solid Waste Contract Fund	0.00	0.00	0.00	104,555.82	0.00	0.00	0.00	(104,555.82)	0.00	0.00	0.00	0.00	0.00
1805 * Sales Tax/Public Safety Fund	783,414.84	220,670.05	0.00	903.12	0.00	0.00	0.00	(127,374.47)	(335,888.92)	0.00	(4,431.46)	0.00	537,293.16
1806 * Jeff Co Adult Jail Medical Fund	62,447.37	0.00	0.00	93.30	0.00	0.00	0.00	0.00	0.00	0.00	(1.87)	0.00	62,538.80
1808 * Environmental Enforcement Officer	3,882.92	0.00	0.00	5.16	0.00	0.00	0.00	(924.07)	0.00	0.00	(0.10)	0.00	2,963.91
1809 * FINS & Truancy Fund	69,765.53	35,676.09	0.00	119.21	0.00	0.00	0.00	(23,293.83)	0.00	0.00	(2.39)	0.00	82,264.62
1810 * Jury Fees Fund	0.01	0.00	0.00	14,999.99	0.00	0.00	0.00	(15,000.00)	0.00	0.00	0.00	0.00	0.00
1811 * Postage Fund	4,084.33	0.00	4,941.34	0.00	0.00	0.00	0.00	(4,941.34)	0.00	0.00	0.00	0.00	4,084.33
1812 * Solid Waste	250,911.78	129,973.49	0.00	394.99	0.00	0.00	0.00	(19,625.56)	(104,555.82)	0.00	(2,607.37)	0.00	254,491.51
1813 * Jeff. Co. Adult Jail Fund	1.12	60,636.12	0.00	220,514.96	0.00	0.00	0.00	(279,932.65)	0.00	0.00	(1,212.87)	0.00	6.68
1814 Jeff Co Emergency Reserve Fund	30,624.04	0.00	0.00	0.00	0.00	0.00	0.00	0.00	0.00	0.00	0.00	0.00	30,624.04
1815 * Jeff Co Hosp Insurance	7,843.60	415.46	0.00	11.31	0.00	0.00	0.00	(560.46)	0.00	0.00	(0.23)	0.00	7,709.68
1816 Stop-Loss Insurance	2,436.21	0.00	0.00	0.00	0.00	0.00	0.00	0.00	0.00	0.00	0.00	0.00	2,436.21
1817 * Jeff Co Workers Comp	0.12	0.00	0.00	0.00	0.00	0.00	0.00	0.00	0.00	0.00	0.00	0.00	0.12
1818 * Jeff Co Unemploy Insurance	451.33	0.00	0.00	3,925.34	0.00	0.00	0.00	(3,923.15)	0.00	0.00	(0.04)	0.00	453.48
1819 * District Court Fund	0.30	0.00	0.00	33,106.37	0.00	0.00	0.00	(33,106.67)	0.00	0.00	0.00	0.00	0.00
1900 ** Tri-Co Drug Task Force Grant Fund	62,118.54	3,810.60	875.85	0.00	0.00	0.00	0.00	(4,700.19)	0.00	0.00	0.00	0.00	62,104.80
1901 ** Fins & Truancy Grant Fund	13,489.62	0.00	656.32	0.00	0.00	0.00	0.00	(2,784.17)	0.00	0.00	0.00	0.00	11,371.77
2000 * County Road	535,897.39	243,727.37	60,686.26	1,100.24	245,621.29	0.00	0.00	(483,348.96)	(2,361.35)	0.00	(9,504.10)	0.00	591,818.14
3000 * Co. Treasurers Automation Fund	36,770.43	0.00	0.00	2,901.83	0.00	0.00	0.00	(5,132.18)	0.00	0.00	(1.04)	0.00	34,539.04
3001 * Collectors Auto Fund	149,816.12	0.00	397.15	219.11	0.00	0.00	0.00	(4,920.14)	0.00	0.00	(4.36)	0.00	145,507.86
3002 * Circuit Court Automation Fund	7,801.56	705.50	0.00	11.27	0.00	0.00	0.00	(1,521.38)	0.00	0.00	(14.34)	0.00	6,982.41
3004 Assessor's Amendment 79 Fund	47,018.92	0.00	0.00	70.25	0.00	0.00	0.00	0.00	0.00	0.00	(1.41)	0.00	47,087.76
3005 County Clerks Cost Fund	6,579.09	1,108.80	0.00	11.35	0.00	0.00	0.00	0.00	0.00	0.00	(22.41)	0.00	7,676.83
3006 *Recorders Cost Fund	184,717.93	21,289.00	10,312.85	274.08	0.00	0.00	0.00	(49,834.51)	0.00	0.00	(431.26)	0.00	166,328.09
3008 * Co Library	997,995.29	1,796.35	0.00	1,475.46	96,217.15	0.00	0.00	(110,000.00)	0.00	0.00	(1,969.78)	0.00	985,494.47
3012 Child Support Cost Fund	4,623.68	97.00	0.00	0.00	0.00	0.00	0.00	0.00	0.00	0.00	(1.94)	0.00	4,718.74

Jefferson County Treasurer

General Ledger Balances by Fund -- Month 10 (FY2018)

Parameters:	Date Range:	Selected Funds:	132	<input checked="" type="checkbox"/> Summary												
Fund - Revenue Code	Beginning Balance	Cash Receipts	Void Checks	Transfer In	Tax Transfer In	Com Earned	Void Receipts	Warrants Paid	Transfer Out	Tax Transfer Out	Com Charged	Other Checks	Ending Balance			
3017 Detention Facilities M & O Fund	455,423.14	214,689.73	0.00	751.42	0.00	0.00	0.00	0.00	0.00	0.00	(4,308.82)	0.00	665,555.47			
3019 * Boating Sfty & Enforcement	2,812.18	1,322.77	0.00	5.60	0.00	0.00	0.00	0.00	0.00	0.00	(0.11)	0.00	4,140.44			
3020 * Emergency 9-1-1 Fund	0.12	14,556.18	0.00	3.41	0.00	0.00	0.00	0.00	(4,104.85)	0.00	(291.20)	0.00	163.66			
3022 * Emergency Vehicle Fund	36,831.45	1,858.00	0.00	57.40	0.00	0.00	0.00	0.00	0.00	0.00	(38.31)	0.00	38,708.54			
3025 * Pros Atty Victim Witness	177,589.82	1,938.71	1,382.73	4,451.96	0.00	0.00	0.00	(6,029.51)	0.00	0.00	(44.17)	0.00	179,289.54			
3026 *Indigent Criminal Defense Fund	198,282.10	4,369.73	20.00	644.60	0.00	0.00	0.00	(3,736.40)	0.00	0.00	(93.38)	0.00	199,486.65			
3027 District Court Cost	65,621.32	1,189.82	0.00	4,288.32	0.00	0.00	0.00	0.00	0.00	0.00	(25.90)	0.00	71,073.56			
3028 * Adult Drug Ct Fund	36,468.12	119.80	0.00	54.62	0.00	0.00	0.00	(50.00)	0.00	0.00	(3.49)	0.00	36,589.05			
3031 Circuit Ct Juve Div/Juve Pro Fee Fund	5,761.17	4,611.50	0.00	14.92	0.00	0.00	0.00	0.00	0.00	0.00	(92.53)	0.00	10,295.06			
3032 Juvenile Ct Representation	4,904.60	0.00	0.00	0.00	0.00	0.00	0.00	0.00	0.00	0.00	0.00	0.00	4,904.60			
3036 *Recycling Fund	86,737.26	43,348.44	1,953.74	150.07	0.00	0.00	0.00	(22,275.22)	0.00	0.00	(559.02)	0.00	109,355.27			
3039 Circuit Clerk Commission Fund	5,662.91	254.88	0.00	8.81	0.00	0.00	0.00	0.00	0.00	0.00	(5.28)	0.00	5,921.32			
3042 Assessor's Late Assessment Fee Fund	1,721.79	0.00	0.00	0.00	279.00	0.00	0.00	0.00	0.00	0.00	(5.56)	0.00	1,995.21			
3401 * Juvenile Justice Education	355,436.74	147,069.04	6,124.99	508.42	0.00	0.00	0.00	(41,955.17)	0.00	0.00	(10.17)	0.00	467,173.85			
3402 * Reserve Fund-Rural Fire Protection	60,010.00	0.00	0.00	0.00	0.00	0.00	0.00	0.00	0.00	0.00	0.00	0.00	60,010.00			
3403 * MECA (Metro Emer Comm Assn)	195,963.45	74,040.00	25,263.49	72,790.81	0.00	0.00	0.00	(155,866.03)	(525.88)	0.00	(5.77)	0.00	211,660.07			
3404 9-1-1 Emergency Sys Reserve	210,943.37	0.00	0.00	315.16	0.00	0.00	0.00	0.00	0.00	0.00	(6.30)	0.00	211,252.23			
3405 9-1-1 CMRS Fund	131,772.24	115,072.00	0.00	355.11	0.00	0.00	0.00	0.00	(35,333.34)	0.00	(2,308.54)	0.00	211,557.47			
3406 * Insurance Reimbursement Fund	267,972.98	0.00	0.00	0.00	0.00	0.00	0.00	(124,982.07)	0.00	0.00	0.00	0.00	142,990.91			
3409 Jail Operation Fund	94,883.00	10,527.23	0.00	282.26	0.00	0.00	0.00	0.00	0.00	0.00	(213.65)	0.00	105,478.84			
3410 Judicial Enhancement	1.77	0.00	0.00	0.00	0.00	0.00	0.00	0.00	0.00	0.00	0.00	0.00	1.77			
3411 * Economic Development Sales Tax	0.00	0.00	0.00	0.00	0.00	0.00	0.00	0.00	0.00	0.00	0.00	0.00	0.00			
3412 1st Div Ct Ct Jury Assess Fee	0.00	0.00	0.00	0.00	0.00	0.00	0.00	0.00	0.00	0.00	0.00	0.00	0.00			
3414 Waste Tire Pcty Closure Cost Fund	3,740.00	0.00	0.00	0.00	0.00	0.00	0.00	0.00	0.00	0.00	0.00	0.00	3,740.00			
3501 * Courthouse Sec Fund	0.00	0.00	0.00	0.00	0.00	0.00	0.00	0.00	0.00	0.00	0.00	0.00	0.00			
3502 * Victims Of Crime Fund	38,338.08	13,652.80	2,579.04	0.00	0.00	0.00	0.00	(13,052.50)	0.00	0.00	0.00	0.00	41,517.42			
3505 ** JC Drug Ct Accountability Grnt Fund	3,136.93	0.00	0.00	0.00	0.00	0.00	0.00	0.00	0.00	0.00	0.00	0.00	3,136.93			
3506 **Fire Prevention & Safety Fund	0.68	0.00	0.00	0.00	0.00	0.00	0.00	0.00	0.00	0.00	0.00	0.00	0.68			
3508 * Organized Crime Enf (Old LLEBEG)	76,140.80	0.00	0.00	0.00	0.00	0.00	0.00	0.00	0.00	0.00	0.00	0.00	76,140.80			

Jefferson County Treasurer

General Ledger Balances by Fund -- Month 10 (FY2018)

Parameters:	Date Range:	Selected Funds:	132	Summary												
Fund - Revenue Code	10/1/2018-10/31/2018				Transfer In	Tax Transfer In	Com Earned	Void Receipts	Warrants Paid	Transfer Out	Tax Transfer Out	Com Charged	Other Checks	Ending Balance		
	Beginning Balance	Cash Receipts	Void Checks	Transfer In	Tax Transfer In	Com Earned	Void Receipts	Warrants Paid	Transfer Out	Tax Transfer Out	Com Charged	Other Checks	Ending Balance			
3509 *Justice Equitable Sharing Program Grant	70,255.92	0.00	0.00	0.00	0.00	0.00	0.00	(35,174.36)	0.00	0.00	0.00	0.00	32,081.56			
3510 * Recycling Res Recovery Grant Fund	9,057.57	0.00	0.00	0.00	0.00	0.00	0.00	0.00	0.00	0.00	0.00	0.00	9,057.57			
3512 *E-Waste Grant Fund	0.00	0.00	0.00	0.00	0.00	0.00	0.00	0.00	0.00	0.00	0.00	0.00	0.00			
4800 * Jeff Co Construction	28,113.35	0.00	0.00	25.25	0.00	0.00	0.00	(24,822.82)	0.00	0.00	(0.51)	0.00	3,315.27			
4801 * Jeff Co Courthouse Bldg	519.36	0.00	0.00	0.78	0.00	0.00	0.00	0.00	0.00	0.00	(0.02)	0.00	520.12			
5800 Co Library - Capt Imp	0.00	320.78	0.00	0.00	17,082.54	0.00	0.00	0.00	0.00	0.00	(348.07)	(16,838.28)	216.97			
6000 Treasurer's Commission	0.00	0.00	0.00	0.00	0.00	54,185.44	0.00	0.00	(54,185.44)	0.00	0.00	0.00	0.00			
6002 10% Holdback	1,687,897.22	0.00	0.00	3,368.36	605,656.95	0.00	0.00	0.00	0.00	0.00	0.00	0.00	2,296,922.53			
6003 Property Tax Relief Fund	0.00	0.00	0.00	0.00	0.00	0.00	0.00	0.00	0.00	0.00	0.00	0.00	0.00			
6004 Delinquent Personal Tax	0.00	0.00	0.00	0.00	52,797.29	0.00	0.00	0.00	0.00	(52,797.29)	0.00	0.00	0.00			
6005 Delinquent Real Estate Tax	0.00	0.00	0.00	0.00	64,820.37	0.00	0.00	0.00	0.00	(64,820.37)	0.00	0.00	0.00			
6007 State Land Redemption	0.00	61,843.73	0.00	0.00	0.00	0.00	0.00	0.00	0.00	(61,843.73)	0.00	0.00	0.00			
6009 * Law Library	56,942.57	5,491.40	319.71	617.85	0.00	0.00	0.00	(9,592.33)	0.00	0.00	(111.58)	0.00	53,667.62			
6010 Jefferson Co. Admin Of Justice	0.00	22,854.21	0.00	0.00	0.00	0.00	0.00	0.00	(-8,750.73)	0.00	(457.08)	(3,606.40)	0.00			
6011 Interest Earned	0.00	15,662.78	0.00	0.00	0.00	0.00	(27.17)	0.00	(-5,625.61)	0.00	0.00	0.00	0.00			
6013 Common School - Unapportioned	0.00	147.78	0.00	0.00	0.00	0.00	0.00	0.00	0.00	0.00	0.00	0.00	147.78			
6016 County Fire Protection Premium Tax Fund	0.00	11,540.00	0.00	0.00	0.00	0.00	0.00	0.00	0.00	0.00	0.00	0.00	0.00			
6017 Co Sheriff's Office Fund	0.00	0.00	0.00	0.00	0.00	0.00	0.00	0.00	0.00	0.00	0.00	0.00	0.00			
6400 Advance Tax Collector	5,170,000.00	19,485,925.15	0.00	0.00	6,053,133.92	0.00	0.00	0.00	0.00	(12,244,059.08)	0.00	0.00	18,475,000.00			
6407 Delinquent Lot Clearance	0.00	0.00	0.00	0.00	49.76	0.00	0.00	0.00	0.00	(49.76)	0.00	0.00	0.00			
6408 Delinquent Utility Tax	0.00	0.00	0.00	0.00	0.00	0.00	0.00	0.00	0.00	0.00	0.00	0.00	0.00			
6409 Delinquent Improvement Tax	0.00	0.00	0.00	0.00	123.82	0.00	0.00	0.00	0.00	(123.82)	0.00	0.00	0.00			
6410 Tax Protest Fund	0.00	0.00	0.00	0.00	0.00	0.00	0.00	0.00	0.00	0.00	0.00	0.00	0.00			
6600 Pine Bluff - General	0.67	8,460.99	0.00	109.41	179,223.31	0.00	0.00	0.00	0.00	0.00	(469.49)	(178,775.92)	8,548.97			
6601 Pine Bluff - Road	0.20	2,538.30	0.00	32.82	53,767.00	0.00	0.00	0.00	0.00	0.00	(140.84)	(53,632.78)	2,564.70			
6602 Pine Bluff - Library	0.21	2,707.53	0.00	35.01	57,351.45	0.00	0.00	0.00	0.00	0.00	(150.26)	(57,208.27)	2,735.67			
6603 Pine Bluff - Policemen	0.13	1,692.19	0.00	21.88	35,833.13	0.00	0.00	0.00	0.00	0.00	(93.87)	(35,743.67)	1,709.79			
6604 Pine Bluff - Firemen	0.13	1,692.19	0.00	21.88	35,833.13	0.00	0.00	0.00	0.00	0.00	(93.87)	(35,743.67)	1,709.79			
6605 Pine Bluff - Bonds	0.00	0.00	0.00	0.00	0.00	0.00	0.00	0.00	0.00	0.00	0.00	0.00	0.00			

Jefferson County Treasurer

General Ledger Balances by Fund -- Month 10 (FY2018)

Parameters: Date Range: 10/1/2018-10/31/2018 Selected Funds: 132 Summary


Fund - Revenue Code	Beginning Balance	Cash Receipts	Void Checks	Transfer In	Tax Transfer In	Com Earned	Void Receipts	Warrants Paid	Transfer Out	Tax Transfer Out	Com Charged	Other Checks	Ending Balance
6606 Pine Bluff Lib - Capt Imp	0.00	777.28	0.00	0.00	105,092.82	0.00	0.00	0.00	0.00	0.00	(264.67)	(104,830.09)	775.34
6610 Altheimer - General	0.00	0.00	0.00	3.49	6,044.29	0.00	0.00	0.00	0.00	0.00	(15.12)	(6,029.18)	3.48
6611 Altheimer - Road	0.00	0.00	0.00	1.05	1,813.29	0.00	0.00	0.00	0.00	0.00	(4.53)	(1,808.76)	1.05
6620 Humphrey - General	0.00	0.00	0.00	0.32	557.12	0.00	0.00	0.00	0.00	0.00	(1.39)	(555.73)	0.32
6630 Redfield - General	0.02	0.00	0.00	3.40	5,891.36	0.00	0.00	0.00	0.00	0.00	(14.73)	(5,876.66)	3.39
6631 Redfield - Road	0.01	0.00	0.00	1.02	1,767.42	0.00	0.00	0.00	0.00	0.00	(4.43)	(1,763.00)	1.02
6640 Sherrill - General	0.00	0.00	0.00	0.06	96.68	0.00	0.00	0.00	0.00	0.00	(0.25)	(96.43)	0.06
6650 Wabbaseka - General	0.00	0.00	0.00	0.26	454.20	0.00	0.00	0.00	0.00	0.00	(1.14)	(453.06)	0.26
6660 White Hall - General	0.13	0.00	0.00	20.51	35,815.45	0.00	0.00	0.00	0.00	0.00	(89.59)	(35,726.04)	20.46
6661 White Hall - Road	0.04	0.00	0.00	5.15	10,744.65	0.00	0.00	0.00	0.00	0.00	(26.89)	(10,717.82)	6.13
6700 Pine Bluff SD 3	2.71	825,093.35	0.00	788.19	1,324,884.20	0.00	0.00	(792,310.47)	0.00	0.00	(3,398.63)	(1,321,574.71)	34,484.64
6710 Dollarway SD 2	1.15	468,590.65	0.00	406.63	646,446.14	0.00	0.00	(395,117.08)	0.00	0.00	(1,800.81)	(661,008.73)	57,517.95
6720 Altheimer-Unified SD 22	0.00	0.00	0.00	0.00	0.00	0.00	0.00	0.00	0.00	0.00	0.00	0.00	0.00
6730 Watson Chapel SD 24	0.99	251,628.70	0.00	197.54	327,091.48	0.00	0.00	(239,204.40)	0.00	0.00	(849.29)	(326,274.73)	12,590.29
6740 White Hall SD 27	3.97	1,154,071.22	0.00	1,045.35	1,814,115.28	0.00	0.00	(1,154,071.22)	0.00	0.00	(4,537.89)	(1,809,583.97)	1,042.74
6750 Humphrey-Dewitt SD	0.12	27,013.23	0.00	23.75	41,182.89	0.00	0.00	(27,013.23)	0.00	0.00	(102.97)	(41,060.10)	23.69
6760 Arkansas Co SD 1	0.00	0.00	0.00	0.00	0.00	0.00	0.00	0.00	0.00	0.00	0.00	0.00	0.00
6800 Cousart Bayou	0.01	0.00	0.00	1.81	3,137.06	0.00	0.00	0.00	0.00	0.00	(4.07)	(3,133.00)	1.81
6801 Drainage District #4	0.00	0.00	0.00	0.42	730.34	0.00	0.00	0.00	0.00	0.00	(0.95)	(729.39)	0.42
6802 Drainage District #7	0.00	0.00	0.00	0.10	176.86	0.00	0.00	0.00	0.00	0.00	(0.23)	(176.63)	0.10
6803 Farrelly Lake Levee Dst	0.00	0.00	0.00	0.77	1,328.67	0.00	0.00	0.00	0.00	0.00	(1.73)	(1,326.94)	0.77
6804 Five Forks Drainage Dst	0.00	0.00	0.00	0.42	734.22	0.00	0.00	0.00	0.00	0.00	(0.92)	(733.30)	0.42
6805 Flat Bayou Drainage Dst	11.00	0.00	0.00	1.29	2,217.71	0.00	0.00	0.00	0.00	0.00	(2.88)	(2,226.83)	1.29
6806 Frenchtown-Auburn Levee	0.00	0.00	0.00	1.91	3,307.52	0.00	0.00	0.00	0.00	0.00	(4.30)	(3,303.22)	1.91
6807 Grady-Gould Watershed	0.00	0.00	0.00	0.23	404.36	0.00	0.00	0.00	0.00	0.00	(0.52)	(403.84)	0.23
6808 Harding Drainage Imp Dst	15,909.45	0.00	1,707.93	26.10	1,608.70	0.00	0.00	0.00	0.00	0.00	(2.12)	0.00	19,250.06
6810 Levee District #3	0.00	0.00	0.00	0.01	20.88	0.00	0.00	0.00	0.00	0.00	(0.03)	(20.85)	0.01
6811 New Gascony Levee Dst	0.00	0.00	0.00	1.01	1,750.91	0.00	0.00	0.00	0.00	0.00	(2.27)	(1,748.64)	1.01
6812 Pinewood Sewer Imp Dst	0.00	0.00	0.00	0.64	1,107.00	0.00	0.00	0.00	0.00	0.00	(1.38)	(1,105.62)	0.64

Jefferson County Treasurer

General Ledger Balances by Fund -- Month 10 (FY2018)

Parameters: Date Range: 10/1/2018-10/31/2018 Selected Funds: 132 Summary

Fund - Revenue Code	Beginning Balance	Cash Receipts	Void Checks	Transfer In	Tax Transfer In	Com Earned	Void Receipts	Warrants Paid	Transfer Out	Tax Transfer Out	Com Charged	Other Checks	Ending Balance
6813 Plum Bayou Levee Dst	0.03	0.00	0.00	7.89	13,314.41	0.00	0.00	0.00	0.00	0.00	(17.32)	(13,297.13)	7.68
6814 Plum Bayou Irrigation Dst	0.00	0.00	0.00	0.03	47.25	0.00	0.00	0.00	0.00	0.00	(0.06)	(47.19)	0.03
6815 Salt Bayou Drainage Dst	0.01	0.00	0.00	0.46	802.86	0.00	0.00	0.00	0.00	0.00	(1.04)	(801.83)	0.46
6817 Sub Dst 1 - Bradley Slough	0.00	0.00	0.00	0.77	1,325.28	0.00	0.00	0.00	0.00	0.00	(1.72)	(1,323.56)	0.77
6818 Suburbia Sewer Imp #11	15,004.50	0.00	0.00	22.63	155.03	0.00	0.00	0.00	0.00	0.00	(0.23)	0.00	15,181.93
6819 Timber Tax	0.01	0.00	0.00	2.32	4,023.61	0.00	0.00	0.00	0.00	0.00	(5.24)	(4,018.38)	2.32
6820 Waterloo Drainage Dst	0.00	0.00	0.00	0.96	1,668.42	0.00	0.00	0.00	0.00	0.00	(2.17)	(1,666.25)	0.96
6821 Bayou Meto Water Mgmt Imp Dist	0.03	0.00	0.00	3.97	6,868.64	0.00	0.00	0.00	0.00	0.00	(8.93)	(6,859.74)	3.97
6822 Country Estates POI Dist	0.00	0.00	0.00	0.00	0.00	0.00	0.00	0.00	0.00	0.00	0.00	0.00	0.00
6823 Sewer Improvement Dst #39	0.02	0.00	0.00	0.00	0.00	0.00	0.00	0.00	0.00	0.00	0.00	0.00	0.02
6824 Village At Redfield Project	0.00	0.00	0.00	0.15	258.31	0.00	0.00	0.00	0.00	0.00	(0.34)	(257.97)	0.15
6825 Long Lake Dm Dst	0.72	0.00	0.00	0.01	10.80	0.00	0.00	0.00	0.00	0.00	(0.01)	(11.51)	0.01
6826 Linwood Moscow FD Residential	0.00	0.00	0.00	0.00	791.00	0.00	0.00	0.00	0.00	0.00	(1.03)	(789.97)	0.00
6827 Linwood Moscow FD Commercial	0.00	0.00	0.00	0.00	405.00	0.00	0.00	0.00	0.00	0.00	(0.53)	(404.47)	0.00
6828 Southeast FD Residential	0.00	0.00	0.00	0.00	759.00	0.00	0.00	0.00	0.00	0.00	(0.99)	(758.01)	0.00
6829 Southeast FD Commercial	0.00	0.00	0.00	0.00	450.00	0.00	0.00	0.00	0.00	0.00	(0.59)	(449.41)	0.00
Totals for All Funds	13,441,812.03	\$23,851,040.75	\$118,892.09	\$623,321.82	\$12,423,694.05	\$54,185.44	(\$289.23)	(\$5,061,031.40)	(\$623,321.82)	(\$12,423,694.05)	(\$54,185.44)	(\$4,766,040.68)	27,594,383.56



Vonysha Goodwin
Jefferson County Treasurer

TREASURER'S CERTIFICATION

I, Vonysha Goodwin, Treasurer of Jefferson County, Arkansas, do hereby certify that the following report is true and correct to the best of my knowledge and belief.

Vonysha Goodwin, Subscribed and sworn to before me
this the *4th* day of *December*, 2018.

**JEFFERSON COUNTY
TREASURER'S REPORT
Financial Highlights**

November, 2018

** NEW COLUMN

	1/1/2018	11/30/2018	11/30/2017	2018	2017	DIFF(-)+ AT A GLANCE
1 ALL FUNDS COMBINED						
2 BALANCE	8,800,829.50	13,228,042.55	11,779,690.41			
3 RECEIPTS		10,335,217.97	10,047,663.98	93,386,918.87	88,834,317.85	4,552,601.02
4 EXPENDITURES		24,701,558.98	24,147,581.50	88,959,705.82	85,072,014.57	3,887,691.25
5						
6 CO. GENERAL FUND-1000						
7 BALANCE	2,064,515.99	1,727,972.03	1,369,362.76			
8 REVENUE PROJECTIONS	9,512,050.81	10,060,426.81	9,760,050.00			
9 APPROPRIATION	8,386,417.48	9,019,204.87	8,887,323.44			
10 RECEIPTS		2,029,562.07	1,850,514.29	9,071,019.91	7,783,957.18	1,287,062.73
11 EXPENDITURES		919,704.29	695,201.04	8,437,246.70	8,296,170.11	141,076.59
12 AVAILABLE FOR APPROPRIATION		35,179.26	(103,278.44)			
13						
14 CO. ROAD FUND-2000						
15 BALANCE	1,340,328.76	1,177,695.81	1,332,602.56			
16 REVENUE PROJECTIONS	5,280,600.00	5,644,581.38	5,271,025.00			
17 APPROPRIATION	4,332,243.00	5,072,877.03	4,388,386.34			
18 RECEIPTS		885,642.41	977,653.22	4,670,375.97	4,414,396.87	255,979.10
19 EXPENDITURES		299,764.74	456,480.25	4,833,008.92	4,084,102.07	748,906.85
20 AVAILABLE FOR APPROPRIATION		7,246.21	355,536.16			
21						
22 CO. ADULT JAIL FUND-1813						
23 BALANCE	12,005.76	24,491.87	3.40			
24 REVENUE PROJECTIONS	5,020,195.43	5,020,195.43	4,102,700.00			
25 APPROPRIATION	4,525,190.59	3,720,366.32	3,986,609.58			
26 RECEIPTS		245,540.15	383,328.66	4,168,976.90	3,526,591.14	642,385.76
27 EXPENDITURES		221,054.96	383,361.79	4,156,490.79	3,540,058.95	616,431.84
28 AVAILABLE FOR APPROPRIATION		797,809.57	-280130.96			
29						
30 DISTRICT COURT FUND-1819						
31 BALANCE	1.22	0.00	0.00			
32 REVENUE PROJECTIONS	486,668.00	544,316.00	486,668.00			
33 APPROPRIATION	486,668.00	544,316.00	486,668.00			
34 RECEIPTS		39,076.01	31,105.96	431,547.71	398,153.94	33,393.77
35 EXPENDITURES		39,076.01	31,127.02	431,548.93	398,153.95	33,394.98
36 AVAILABLE FOR APPROPRIATION		0.00	0.00			
37						
38						
39 JUVENILE JUSTICE FUND-1803						
40 BALANCE	22,880.32	0.05	12,799.84			
41 REVENUE PROJECTIONS	1,929,030.02	1,929,030.02	1,556,100.00			
42 APPROPRIATION	1,855,120.02	1,852,501.97	1,550,002.32			
43 RECEIPTS		125,827.46	157,792.02	1,533,631.70	1,532,848.50	783.20
44 EXPENDITURES		147,719.36	145,015.45	1,556,511.97	1,587,327.50	(30,815.53)
45 AVAILABLE FOR APPROPRIATION		0.00	-149510.23			
46						
47 DETENTION FACILITIES M & O FUND-3017						
48 BALANCE	1,149,550.47	863,305.31	1,102,585.32			
49 REVENUE PROJECTIONS	2,558,000.00	2,558,000.00	2,636,000.00			
50 APPROPRIATION	2,302,200.00	2,302,200.00	-			
51 RECEIPTS		200,765.14	199,716.51	2,261,127.08	2,158,854.49	102,272.59
52 EXPENDITURES		4,015.30	264,009.24	2,547,372.24	2,088,566.18	458,806.06
53 AVAILABLE FOR APPROPRIATION		0.00	0.00			
54						
55 PUBLIC SAFETY SALES TAX FUND-1805						
56 BALANCE	315,309.82	431,902.23	401,438.83			
57 REVENUE PROJECTIONS	2,894,278.84	3,443,074.55	2,730,500.00			
58 APPROPRIATION	2,386,321.28	2,832,128.29	2,058,369.41			
59 RECEIPTS		206,430.02	205,331.12	2,886,313.70	2,226,459.74	659,853.96
60 EXPENDITURES		311,820.95	278,599.97	2,769,721.29	2,289,294.68	480,426.61
61 AVAILABLE FOR APPROPRIATION		266,638.81	399080.59			
62						
63 INTEREST EARNED-6011		3,330.53	2,004.54	37,576.82	38,419.72	(842.90)

Bank Ledger

Jefferson County Treasurer

Bank Name	Account Num	Last Transaction Date	Balance (11/30/2018)
5001 - Simmons Bank	5001	12/4/2018	6,706,460.97
5003 - Relyance Bank	5003	12/4/2018	3,496,869.24
5005 - SFNB Federal Grants Account	5005	12/4/2018	74,712.34
5021 - SFNB Check/Warrant Account	5021	12/4/2018	0.00
5067 - SFNB T-Note; 7/26/24 @1.500	5067	1/1/2018	500,000.00
5075 - SFNB T-Note; 2/26/2021 @1.125	5075	1/1/2018	500,000.00
5076 SFNB T Note; 3/30/21@ 1.00	5076	1/31/2018	500,000.00
5077 - SFNB T-Note; 3/30/21@ 1.125	5077	1/1/2018	500,000.00
5078 - SFNB T-Note; 4/28/21 @1.125	5078	1/1/2018	500,000.00
5079 - SFNB T-Note; 4/28/23 1.25 Step	5079	1/1/2018	450,000.00
			Tot : \$13,228,042.55

General Ledger Balances by Fund -- Month 11 (FY2018)

Parameters: Date Range: 11/1/2018-11/30/2018 Selected Funds: 132 Summary

Fund - Revenue Code	Beginning Balance	Cash Receipts	Void Checks	Transfer In	Tax Transfer In	Com Earned	Void Receipts	Warrants Paid	Transfer Out	Tax Transfer Out	Com Charged	Other Checks	Ending Balance
1000 * County General Fund	618,114.25	197,966.71	1,308.99	184,292.27	1,647,762.72	0.00	(459.63)	(786,642.36)	0.00	0.00	(35,529.87)	(4,258.50)	1,727,972.03
1801 Mtg Revenue Bond	13,615.44	0.00	0.00	0.00	0.00	0.00	0.00	0.00	0.00	0.00	0.00	0.00	13,615.44
1803 * Juvenile Justice Center	21,891.95	200.00	40.34	125,627.46	0.00	0.00	0.00	(147,759.70)	0.00	0.00	0.00	0.00	0.05
1804 * Solid Waste Contract Fund	0.00	0.00	0.00	104,555.82	0.00	0.00	0.00	(104,555.82)	0.00	0.00	0.00	0.00	0.00
1805 * Sales Tax/Public Safety Fund	537,293.16	206,251.56	0.00	178.46	0.00	0.00	0.00	(55,800.69)	(251,892.05)	0.00	(4,126.20)	0.00	431,902.23
1806 * Jeff Co Adult Jail Medical Fund	62,538.80	0.00	0.00	9.22	0.00	0.00	0.00	0.00	0.00	0.00	(0.18)	0.00	62,547.84
1808 * Environmental Enforcement Officer	2,963.91	0.00	0.00	0.36	0.00	0.00	0.00	(1,014.75)	(119.75)	0.00	(0.01)	0.00	1,829.76
1809 * FINS & Truancy Fund	82,264.62	11,053.81	0.00	15,012.68	0.00	0.00	0.00	(23,176.88)	0.00	0.00	(0.25)	0.00	85,153.98
1810 * Jury Fees Fund	0.00	10,835.00	0.00	0.85	0.00	0.00	0.00	0.00	0.00	0.00	(0.02)	0.00	10,835.83
1811 * Postage Fund	4,084.33	0.00	0.00	0.00	0.00	0.00	0.00	0.00	0.00	0.00	0.00	0.00	4,084.33
1812 * Solid Waste	254,491.51	130,546.33	0.00	38.89	0.00	0.00	0.00	(16,122.36)	(104,555.82)	0.00	(2,611.71)	0.00	261,786.84
1813 * Jeff. Co. Adult-Jail Fund	6.68	94,219.73	22,312.33	151,320.42	0.00	0.00	0.00	(241,486.98)	0.00	0.00	(1,880.31)	0.00	24,491.87
1814 Jeff Co Emergency Reserve Fund	30,624.04	0.00	0.00	0.00	0.00	0.00	0.00	0.00	0.00	0.00	0.00	0.00	30,624.04
1815 * Jeff Co Hosp Insurance	7,709.68	2,067.58	0.00	1.12	0.00	0.00	0.00	(560.46)	0.00	0.00	(0.02)	0.00	9,217.90
1816 Stop-Loss Insurance	2,436.21	0.00	0.00	0.00	0.00	0.00	0.00	0.00	0.00	0.00	0.00	0.00	2,436.21
1817 * Jeff Co Workers Comp	0.12	0.00	0.00	0.00	0.00	0.00	0.00	0.00	0.00	0.00	0.00	0.00	0.12
1818 * Jeff Co Unemploy Insurance	453.48	0.00	0.00	0.07	0.00	0.00	0.00	0.00	0.00	0.00	0.00	0.00	453.55
1819 * District Court Fund	0.00	28.30	6,733.85	39,047.71	0.00	0.00	0.00	(45,809.87)	0.00	0.00	0.00	0.00	0.00
1900 ** Tri-Co Drug Task Force Grant Fund	62,104.80	3,810.60	875.85	0.00	0.00	0.00	0.00	(4,672.71)	0.00	0.00	0.00	0.00	62,118.64
1901 ** Fins & Truancy Grant Fund	11,371.77	0.00	656.32	0.00	0.00	0.00	0.00	(2,571.90)	0.00	0.00	0.00	0.00	9,456.19
2000 * County Road	591,818.14	219,481.36	3,425.24	164.97	665,986.08	0.00	0.00	(237,624.28)	(46,902.62)	0.00	(17,385.52)	(1,277.56)	1,177,695.81
3000 * Co. Treasurers Automation Fund	34,539.04	0.00	0.00	5,423.91	0.00	0.00	0.00	(339.25)	0.00	0.00	(0.11)	0.00	39,623.59
3001 *Collectors Auto Fund	145,507.86	0.00	0.00	21.15	0.00	0.00	0.00	(3,654.69)	0.00	0.00	(0.42)	0.00	141,873.90
3002 * Circuit Court Automation Fund	6,982.41	505.50	0.00	1.05	0.00	0.00	0.00	(1,377.45)	0.00	0.00	(10.13)	0.00	6,101.58
3004 Assessor's Amendment 79 Fund	47,087.76	0.00	0.00	6.95	0.00	0.00	0.00	0.00	0.00	0.00	(0.14)	0.00	47,094.57
3005 County Clerks Cost Fund	7,676.83	1,331.25	0.00	1.30	0.00	0.00	0.00	0.00	0.00	0.00	(26.66)	0.00	8,982.72
3006 *Recorders Cost Fund	166,326.09	26,718.00	0.00	23.95	0.00	0.00	0.00	(53,797.38)	5,921.15	0.00	(534.84)	0.00	132,816.67
3008 * Co Library	985,494.47	0.00	0.00	171.74	228,043.95	0.00	0.00	0.00	0.00	0.00	(4,564.31)	0.00	1,209,145.85
3012 Child Support Cost Fund	4,718.74	19.00	0.00	0.00	0.00	0.00	0.00	0.00	0.00	0.00	(0.38)	0.00	4,737.36

Jefferson County Treasurer

General Ledger Balances by Fund -- Month 11 (FY2018)

Parameters: Date Range: 11/1/2018-11/30/2018 Selected Funds: 132 Summary

Fund - Revenue Code

	Beginning Balance	Cash Receipts	Void Checks	Transfer In	Tax Transfer In	Com Earned	Void Receipts	Warrants Paid	Transfer Out	Tax Transfer Out	Com Charged	Other Checks	Ending Balance
3017 Detention Facilities M & O Fund	666,555.47	200,661.99	0.00	103.15	0.00	0.00	0.00	0.00	0.00	0.00	(4,015.30)	0.00	863,305.31
3019 * Boating Sfty & Enforcement	4,140.44	0.00	0.00	0.39	0.00	0.00	0.00	(1,730.00)	0.00	0.00	(0.01)	0.00	2,410.82
3020 * Emergency 9-1-1 Fund	163.66	13,240.46	0.00	0.18	0.00	0.00	0.00	0.00	(-3,139.30)	0.00	(264.82)	0.00	0.18
3022 * Emergency Vehicle Fund	38,708.54	1,020.00	0.00	5.84	0.00	0.00	0.00	0.00	0.00	0.00	(20.52)	0.00	39,713.86
3025 * Pros Atty Victim Witness	179,289.54	1,994.01	0.00	7,389.17	0.00	0.00	0.00	(4,389.77)	(-2,650.00)	0.00	(39.30)	0.00	171,593.65
3026 *Indigent Criminal Defense Fund	199,486.65	5,065.67	0.00	507.21	0.00	0.00	0.00	(3,665.34)	0.00	0.00	(88.00)	0.00	201,306.19
3027 District Court Cost	71,073.55	1,189.82	0.00	5,788.49	0.00	0.00	0.00	0.00	0.00	0.00	(24.03)	0.00	78,027.84
3028 * Adult Drug Ct Fund	36,589.05	39.90	0.00	5.40	0.00	0.00	0.00	0.00	0.00	0.00	(0.91)	0.00	36,633.44
3031 Circuit Ct Juve Div/Juve Pro Fee Fund	10,295.06	5,637.50	0.00	0.94	0.00	0.00	0.00	0.00	(-5,274.24)	0.00	(112.77)	0.00	546.49
3032 Juvenile Ct Representation	4,904.60	0.00	0.00	0.00	0.00	0.00	0.00	0.00	0.00	0.00	(6.33)	0.00	4,904.60
3036 *Recycling Fund	109,355.27	301.40	0.00	15.20	0.00	0.00	0.00	(12,230.72)	0.00	0.00	(143.90)	0.00	97,434.82
3039 Circuit Clerk Commission Fund	5,921.32	7,193.00	0.00	1.77	0.00	0.00	0.00	0.00	0.00	0.00	(16.57)	0.00	12,972.19
3042 Assessor's Late Assessment Fee Fund	1,995.21	0.00	0.00	0.00	828.50	0.00	0.00	0.00	0.00	0.00	(1.32)	0.00	2,807.14
3401 * Juvenile Justice Education	467,173.85	0.00	0.00	65.88	0.00	0.00	0.00	(39,655.46)	0.00	0.00	(1.32)	0.00	427,583.01
3402 * Reserve Fund-Rural Fire Protection	60,010.00	0.00	0.00	0.00	0.00	0.00	0.00	0.00	0.00	0.00	0.00	0.00	60,010.00
3403 * MECA (Metro Emer Comm Assn)	211,660.07	73,822.00	0.00	71,565.14	0.00	0.00	0.00	(127,998.29)	0.00	0.00	(0.57)	0.00	229,048.35
3404 9-1-1 Emergency Sys Reserve	211,252.23	0.00	0.00	31.16	0.00	0.00	0.00	0.00	0.00	0.00	(0.62)	0.00	211,282.77
3405 9-1-1 CMRS Fund	211,557.47	0.00	0.00	30.88	0.00	0.00	0.00	0.00	(-3,333.34)	0.00	(0.62)	0.00	178,254.39
3406 * Insurance Reimbursement Fund	142,990.91	0.00	0.00	0.00	0.00	0.00	0.00	(9,725.92)	0.00	0.00	0.00	0.00	133,264.99
3409 Jail Operation Fund	105,478.84	10,527.23	0.00	192.15	0.00	0.00	0.00	0.00	0.00	0.00	(210.88)	0.00	115,987.34
3410 Judicial Enhancement	1.77	0.00	0.00	0.00	0.00	0.00	0.00	0.00	0.00	0.00	0.00	0.00	1.77
3411 * Economic Development Sales Tax	0.00	0.00	0.00	0.00	0.00	0.00	0.00	0.00	0.00	0.00	0.00	0.00	0.00
3412 1st Div Crt Ct Jury Assess Fee	0.00	0.00	0.00	0.00	0.00	0.00	0.00	0.00	0.00	0.00	0.00	0.00	0.00
3414 Waste Tire Falty Closure Cost Fund	3,740.00	0.00	0.00	0.00	0.00	0.00	0.00	0.00	0.00	0.00	0.00	0.00	3,740.00
3501 * Courthouse Sec Fund	0.00	0.00	0.00	0.00	0.00	0.00	0.00	0.00	0.00	0.00	0.00	0.00	0.00
3502 * Victims Of Crime Fund	41,517.42	7,198.78	0.00	8,000.00	0.00	0.00	0.00	(10,653.86)	4,868.73	0.00	0.00	(2,629.56)	38,564.05
3505 ** JC Drug Ct Accountability Gmt Fund	3,136.93	0.00	0.00	0.00	0.00	0.00	0.00	0.00	0.00	0.00	0.00	0.00	3,136.93
3506 **Fire Prevention & Safety Fund	0.68	0.00	0.00	0.00	0.00	0.00	0.00	0.00	0.00	0.00	0.00	0.00	0.68
3508 * Organized Crime Ent (Old LLEBG)	76,140.80	8,067.90	0.00	0.00	0.00	0.00	0.00	0.00	0.00	0.00	0.00	0.00	84,208.70

Jefferson County Treasurer

General Ledger Balances by Fund -- Month 11 (FY2018)

Summary

Parameters: Date Range: 11/1/2018-11/30/2018 Selected Funds: 132

Fund - Revenue Code	Beginning Balance	Cash Receipts	Void Checks	Transfer In	Tax Transfer In	Com Earned	Void Receipts	Warrants Paid	Transfer Out	Tax Transfer Out	Com Charged	Other Checks	Ending Balance
3509 * Justice Equitable Sharing Program Grant	32,081.56	13,598.21	0.00	0.00	0.00	0.00	0.00	0.00	0.00	0.00	0.00	0.00	45,679.77
3510 * Recycling Res Recovery Grant Fund	9,057.57	0.00	0.00	0.00	0.00	0.00	0.00	0.00	0.00	0.00	0.00	0.00	9,057.57
3512 * E-Waste Grant Fund	0.00	0.00	0.00	0.00	0.00	0.00	0.00	0.00	0.00	0.00	0.00	0.00	0.00
4800 * Jeff Co Construction	3,315.27	200.00	0.00	0.51	0.00	0.00	0.00	0.00	0.00	0.00	(0.01)	0.00	3,515.77
4801 * Jeff Co Courthouse Bldg	520.12	0.00	0.00	0.08	0.00	0.00	0.00	0.00	0.00	0.00	0.00	0.00	520.20
5800 Co Library - Capt Imp	216.97	0.00	0.00	0.00	40,623.10	0.00	0.00	0.00	(105,995.09)	0.00	(812.46)	(40,027.61)	0.00
6000 Treasurer's Commission	0.00	0.00	0.00	0.00	0.00	109,995.08	0.00	0.00	0.00	0.00	0.00	0.00	0.00
6002 10% Holdback	2,296,922.53	0.00	0.00	563.52	1,904,252.67	0.00	0.00	0.00	0.00	0.00	0.00	0.00	4,201,738.72
6003 Property Tax Relief Fund	0.00	0.00	0.00	0.00	0.00	0.00	0.00	0.00	0.00	0.00	0.00	0.00	0.00
6004 Delinquent Personal Tax	0.00	0.00	0.00	52,184.51	0.00	0.00	0.00	0.00	0.00	(62,184.51)	0.00	0.00	0.00
6005 Delinquent Real Estate Tax	0.00	0.00	0.00	112,874.98	0.00	0.00	0.00	0.00	0.00	(112,874.98)	0.00	0.00	0.00
6007 State Land Redemption	0.00	31,422.18	0.00	0.00	0.00	0.00	0.00	0.00	0.00	(31,422.18)	0.00	0.00	0.00
6009 * Law Library	53,667.62	5,491.40	0.00	741.05	0.00	0.00	0.00	(7,424.46)	0.00	0.00	(110.00)	0.00	52,365.61
6010 Jefferson Co. Admin Of Justice	0.00	32,321.00	0.00	0.00	0.00	0.00	0.00	0.00	(25,951.38)	0.00	(646.42)	(5,723.20)	0.00
6011 Interest Earned	0.00	3,330.53	0.00	0.00	0.00	0.00	(963.73)	0.00	(2,366.80)	0.00	0.00	0.00	0.00
6013 Common School - Unapportioned	147.78	0.00	0.00	0.00	0.00	0.00	0.00	0.00	0.00	147.78	0.00	0.00	0.00
6016 County Fire Protection Premium Tax Fund	0.00	32,705.61	0.00	0.00	0.00	0.00	0.00	0.00	0.00	0.00	0.00	(32,705.61)	0.00
6017 Co Sheriff's Office Fund	0.00	24,899.75	0.00	0.00	0.00	0.00	0.00	0.00	0.00	0.00	0.00	(24,899.75)	0.00
6400 Advance Tax Collector	18,475,000.00	1,200,704.73	0.00	0.00	19,110,152.29	0.00	0.00	0.00	(165,552.44)	(38,220,304.58)	0.00	0.00	400,000.00
6407 Delinquent Lot Clearance	0.00	0.00	0.00	61.07	0.00	0.00	0.00	0.00	0.00	(61.07)	0.00	0.00	0.00
6408 Delinquent Utility Tax	0.00	0.00	0.00	0.00	0.00	0.00	0.00	0.00	0.00	0.00	0.00	0.00	0.00
6409 Delinquent Improvement Tax	0.00	0.00	0.00	431.88	0.00	0.00	0.00	0.00	0.00	(431.88)	0.00	0.00	0.00
6410 Tax Protest Fund	0.00	0.00	0.00	0.00	0.00	0.00	0.00	0.00	0.00	0.00	0.00	0.00	0.00
6600 Pine Bluff - General	8,548.97	0.00	0.00	33.24	739,830.57	0.00	0.00	0.00	0.00	0.00	(1,849.66)	(746,529.97)	33.16
6601 Pine Bluff - Road	2,564.70	0.00	0.00	9.97	221,823.08	0.00	0.00	0.00	0.00	0.00	(554.58)	(223,833.22)	9.95
6602 Pine Bluff - Library	2,735.67	0.00	0.00	10.63	236,611.32	0.00	0.00	0.00	0.00	0.00	(581.55)	(238,755.47)	10.60
6603 Pine Bluff - Policemen	1,709.79	0.00	0.00	6.64	147,863.81	0.00	0.00	0.00	0.00	0.00	(369.68)	(149,203.94)	6.62
6604 Pine Bluff - Firemen	1,709.79	0.00	0.00	6.64	147,863.81	0.00	0.00	0.00	0.00	0.00	(369.68)	(149,203.94)	6.62
6605 Pine Bluff - Bonds	0.00	0.00	0.00	0.00	0.00	0.00	0.00	0.00	0.00	0.00	0.00	0.00	0.00

Jefferson County Treasurer

General Ledger Balances by Fund -- Month 11 (FY2018)

Parameters: Date Range: 11/1/2018-11/30/2018 Selected Funds: 132 Summary

Fund - Revenue Code	Beginning Balance	Cash Receipts	Void Checks	Transfer In	Tax Transfer In	Com Earned	Void Receipts	Warrants Paid	Transfer Out	Tax Transfer Out	Com Charged	Other Checks	Ending Balance
5606 Pine Bluff Lib - Capt Imp	775.34	0.00	0.00	0.00	442,350.81	0.00	0.00	0.00	0.00	0.00	(1,105.87)	(442,020.28)	0.00
6610 Altheimer - General	3.48	0.00	0.00	0.42	9,539.11	0.00	0.00	0.00	0.00	0.00	(23.84)	(9,518.75)	0.42
6611 Altheimer - Road	1.05	0.00	0.00	0.12	2,673.38	0.00	0.00	0.00	0.00	0.00	(6.69)	(2,667.74)	0.12
6620 Humphrey - General	0.32	0.00	0.00	0.05	1,207.42	0.00	0.00	0.00	0.00	0.00	(3.02)	(1,204.72)	0.05
6630 Redfield - General	3.39	0.00	0.00	0.68	15,445.37	0.00	0.00	0.00	0.00	0.00	(38.61)	(15,410.15)	0.68
6631 Redfield - Road	1.02	0.00	0.00	0.20	4,633.62	0.00	0.00	0.00	0.00	0.00	(11.59)	(4,623.05)	0.20
6640 Sherrill - General	0.06	0.00	0.00	0.02	518.24	0.00	0.00	0.00	0.00	0.00	(1.29)	(517.01)	0.02
6650 Wabbaseka - General	0.26	0.00	0.00	0.08	1,792.97	0.00	0.00	0.00	0.00	0.00	(4.47)	(1,788.76)	0.08
6660 White Hall - General	20.46	0.00	0.00	5.47	123,952.04	0.00	0.00	0.00	0.00	0.00	(309.89)	(123,662.62)	5.46
6661 White Hall - Road	6.13	0.00	0.00	1.64	37,185.60	0.00	0.00	0.00	0.00	0.00	(92.96)	(37,098.77)	1.64
6700 Pine Bluff SD 3	34,484.64	3,671,991.61	0.00	273.40	6,139,509.50	0.00	0.00	(3,671,991.61)	0.00	0.00	(15,349.46)	(6,158,645.36)	272.72
6710 Dollarway SD 2	57,517.95	1,190,635.81	0.00	90.05	1,947,597.01	0.00	0.00	(1,190,635.81)	0.00	0.00	(4,869.23)	(2,000,245.96)	89.82
6720 Altheimer Unified SD 22	0.00	0.00	0.00	0.00	4.43	0.00	0.00	0.00	0.00	0.00	(0.01)	(4.42)	0.00
6730 Watson Chapel SD 24	12,590.29	664,458.70	0.00	40.91	908,428.99	0.00	0.00	(664,458.70)	0.00	0.00	(2,271.17)	(916,748.21)	40.81
6740 White Hall SD 27	1,042.74	2,108,900.59	0.00	146.34	3,314,031.82	0.00	0.00	(2,108,900.59)	0.00	0.00	(8,285.45)	(3,306,789.48)	145.97
6750 Humphrey-DeWitt SD	23.69	114,986.82	0.00	7.73	175,134.66	0.00	0.00	(114,986.82)	0.00	0.00	(437.87)	(174,720.50)	7.71
6760 Arkansas Co SD 1	0.00	0.00	0.00	0.00	59.55	0.00	0.00	0.00	0.00	0.00	(0.15)	(59.40)	0.00
6800 Cousart Bayou	1.81	0.00	0.00	0.83	18,833.26	0.00	0.00	0.00	0.00	0.00	(24.48)	(18,810.59)	0.83
6801 Drainage District #4	0.42	0.00	0.00	0.03	762.25	0.00	0.00	0.00	0.00	0.00	(0.99)	(761.68)	0.03
6802 Drainage District #7	0.10	0.00	0.00	0.06	1,432.87	0.00	0.00	0.00	0.00	0.00	(1.86)	(1,431.11)	0.06
6803 Farrelly Lake Levee Dst	0.77	0.00	0.00	0.63	14,280.47	0.00	0.00	0.00	0.00	0.00	(18.56)	(14,262.68)	0.63
6804 Five Forks Drainage Dst	0.42	0.00	0.00	0.13	3,028.54	0.00	0.00	0.00	0.00	0.00	(3.79)	(3,025.17)	0.13
6805 Flat Bayou Drainage Dst	1.29	0.00	0.00	0.27	6,086.92	0.00	0.00	0.00	0.00	0.00	(7.93)	(6,080.28)	0.27
6806 Frenchtown-Auburn Levee	1.91	0.00	0.00	0.59	13,362.61	0.00	0.00	0.00	0.00	0.00	(17.37)	(13,347.15)	0.59
6807 Grady-Gould Watershed	0.23	0.00	0.00	0.07	1,503.31	0.00	0.00	0.00	0.00	0.00	(1.95)	(1,501.59)	0.07
6808 Harding Drainage Imp Dst	19,250.06	0.00	0.00	1.69	6,198.20	0.00	0.00	0.00	0.00	0.00	(8.06)	(25,440.20)	1.69
6810 Levee District #3	0.01	0.00	0.00	0.09	2,022.48	0.00	0.00	0.00	0.00	0.00	(2.63)	(2,019.86)	0.09
6811 New Gascony Levee Dst	1.01	0.00	0.00	0.19	4,327.47	0.00	0.00	0.00	0.00	0.00	(5.63)	(4,322.85)	0.19
6812 Pinewood Sewer Imp Dst	0.64	0.00	2,442.50	0.11	2,444.67	0.00	0.00	0.00	0.00	0.00	(3.06)	(4,884.75)	0.11


Jefferson County Treasurer

General Ledger Balances by Fund -- Month 11 (FY2018)

Parameters: Date Range: 11/1/2018-11/30/2018 Selected Funds: 132 Summary

Fund - Revenue Code	Beginning Balance	Cash Receipts	Void Checks	Transfer In	Tax Transfer In	Com Earned	Void Receipts	Warrants Paid	Transfer Out	Tax Transfer Out	Com Charged	Other Checks	Ending Balance
6813 Plum Bayou Levee Dst	7.68	0.00	0.00	1.79	40,517.73	0.00	0.00	0.00	0.00	0.00	(52.88)	(40,472.73)	1.79
6814 Plum Bayou Irrigation Dst	0.03	0.00	0.00	0.11	2,464.56	0.00	0.00	0.00	0.00	0.00	(3.20)	(2,461.39)	0.11
6815 Salt Bayou Drainage Dst	0.46	0.00	0.00	0.27	6,050.31	0.00	0.00	0.00	0.00	0.00	(7.88)	(6,052.89)	0.27
6817 Sub Dst 1 - Bradley Slough	0.77	0.00	0.00	0.12	2,680.13	0.00	0.00	0.00	0.00	0.00	(3.48)	(2,677.42)	0.12
6818 Suburbia Sewer Imp #11	15,181.93	0.00	0.00	2.30	1,705.28	0.00	0.00	0.00	0.00	0.00	(2.22)	(5,703.00)	11,184.29
6819 Timber Tax	2.32	0.00	0.00	0.99	22,302.86	0.00	0.00	0.00	0.00	0.00	(28.99)	(22,276.19)	0.99
6820 Waterloo Drainage Dst	0.95	0.00	0.00	0.39	8,858.04	0.00	0.00	0.00	0.00	0.00	(11.52)	(8,847.48)	0.39
6821 Bayou Meto Water Mgmt Imp Dist	3.97	0.00	0.00	1.43	32,249.34	0.00	0.00	0.00	0.00	0.00	(41.92)	(32,211.39)	1.43
6822 Country Estates POI Dist	0.00	0.00	0.00	0.00	0.00	0.00	0.00	0.00	0.00	0.00	0.00	0.00	0.00
6823 Sewer Improvement Dst #39	0.02	0.00	0.00	0.00	0.00	0.00	0.00	0.00	0.00	0.00	0.00	0.00	0.02
6824 Village At Redfield Project	0.15	0.00	0.00	0.05	1,033.24	0.00	0.00	0.00	0.00	0.00	(1.34)	(1,032.05)	0.05
6825 Long Lake Dm Dst	0.01	0.00	0.00	0.00	11.52	0.00	0.00	0.00	0.00	0.00	(0.01)	(11.52)	0.00
6826 Linwood Moscow FD Residential	0.00	0.00	0.00	0.00	2,779.00	0.00	0.00	0.00	0.00	0.00	(3.61)	(2,775.39)	0.00
6827 Linwood Moscow FD Commercial	0.00	0.00	0.00	0.00	1,417.50	0.00	0.00	0.00	0.00	0.00	(1.84)	(1,415.66)	0.00
6828 Southeast FD Residential	0.00	0.00	0.00	0.00	2,628.00	0.00	0.00	0.00	0.00	0.00	(3.42)	(2,624.58)	0.00
6829 Southeast FD Commercial	0.00	0.00	0.00	0.00	2,710.00	0.00	0.00	0.00	0.00	0.00	(3.52)	(2,706.48)	0.00
Totals for All Funds	27,594,383.56	\$10,336,641.33	\$37,795.43	\$887,107.27	\$38,417,426.98	\$109,995.09	(\$1,423.36)	(\$9,695,414.82)	(\$887,107.27)	(\$38,417,426.98)	(\$109,995.09)	(\$15,043,939.59)	13,228,042.55

Jefferson County Treasurer



Vonysha Goodwin
Jefferson County Treasurer

TREASURER'S CERTIFICATION

I, Vonysha Goodwin, Treasurer of Jefferson County, Arkansas, do hereby certify that the following report is true and correct to the best of my knowledge and belief.

Vonysha Goodwin, Subscribed and sworn to before me
this the *4~~th~~* day of *January*, 2019.

**JEFFERSON COUNTY
TREASURER'S REPORT
Financial Highlights**

December, 2018

** NEW COLUMN

	1/1/2018	12/31/2018	12/31/2017	2018	2017	DIFF(-)+ AT A GLANCE
1 ALL FUNDS COMBINED						
2 BALANCE	8,800,829.50	10,265,621.95	8,800,829.50			
3 RECEIPTS		2,420,810.81	2,804,498.37	95,807,729.68	91,638,816.22	4,168,913.46
4 EXPENDITURES		5,383,231.41	5,783,359.28	94,342,937.23	90,855,373.85	3,487,563.38
5						
6 CO. GENERAL FUND-1000						
7 BALANCE	2,064,515.99	2,619,155.44	2,064,515.99			
8 REVENUE PROJECTIONS	9,512,050.81	10,064,651.00	9,760,050.00			
9 APPROPRIATION	8,386,417.48	9,031,305.78	9,095,364.55			
10 RECEIPTS		2,401,047.59	2,268,146.50	11,472,067.50	10,052,103.68	1,419,963.82
11 EXPENDITURES		1,509,864.18	1,572,993.27	9,947,110.88	9,869,163.38	77,947.50
12 AVAILABLE FOR APPROPRIATION		26,880.12	(103,278.44)			
13						
14 CO. ROAD FUND 2000						
15 BALANCE	1,340,328.76	1,324,362.74	1,340,328.76			
16 REVENUE PROJECTIONS	5,280,600.00	5,751,227.38	5,271,025.00			
17 APPROPRIATION	4,332,243.00	5,175,523.03	4,563,689.80			
18 RECEIPTS		405,447.40	385,122.75	5,075,823.37	4,799,519.62	276,303.75
19 EXPENDITURES		258,780.47	377,396.55	5,091,789.39	4,461,498.62	630,290.77
20 AVAILABLE FOR APPROPRIATION		581.61	180,232.70			
21						
22 CO. ADULT JAIL FUND-1813						
23 BALANCE	12,005.76	150,342.31	12,005.76			
24 REVENUE PROJECTIONS	5,020,195.43	5,020,195.43	4,102,700.00			
25 APPROPRIATION	4,525,190.59	3,745,685.41	3,986,609.58			
26 RECEIPTS		386,181.50	301,723.90	4,555,158.40	3,828,315.04	726,843.36
27 EXPENDITURES		260,331.06	289,721.54	4,416,821.85	3,829,780.49	587,041.36
28 AVAILABLE FOR APPROPRIATION		772,490.48	-280130.96			
29						
30 DISTRICT COURT FUND-1819						
31 BALANCE	1.22	154906.54	1.22			
32 REVENUE PROJECTIONS	486,668.00	544,316.00	486,668.00			
33 APPROPRIATION	486,668.00	544,316.00	486,668.00			
34 RECEIPTS		189,547.54	35,534.91	621,095.25	433,688.85	187,406.40
35 EXPENDITURES		34,641.00	35,533.69	466,189.93	433,687.64	32,502.29
36 AVAILABLE FOR APPROPRIATION		0.00	0.00			
37						
38						
39 JUVENILE JUSTICE FUND-1803						
40 BALANCE	22,880.32	28,208.92	22,880.32			
41 REVENUE PROJECTIONS	1,929,030.02	1,929,030.02	1,556,100.00			
42 APPROPRIATION	1,855,120.02	1,852,501.97	1,550,002.32			
43 RECEIPTS		138,106.55	139,147.36	1,671,738.25	1,671,995.86	(257.61)
44 EXPENDITURES		109,897.68	129,066.88	1,666,409.65	1,716,394.38	(49,984.73)
45 AVAILABLE FOR APPROPRIATION		0.00	-149510.23			
46						
47 DETENTION FACILITIES M & O FUND-3017						
48 BALANCE	1,149,550.47	1,092,438.38	1,149,550.47			
49 REVENUE PROJECTIONS	2,558,000.00	2,558,000.00	2,636,000.00			
50 APPROPRIATION	2,302,200.00	2,302,200.00	-			
51 RECEIPTS		233,254.05	221,625.61	2,494,381.13	2,380,480.10	113,901.03
52 EXPENDITURES		4,120.98	174,660.46	2,551,493.22	2,263,226.64	288,266.58
53 AVAILABLE FOR APPROPRIATION		0.00	0.00			
54						
55 PUBLIC SAFETY SALES TAX FUND-1805						
56 BALANCE	315,309.82	288,620.20	315,309.82			
57 REVENUE PROJECTIONS	2,894,278.84	3,443,074.55	2,730,500.00			
58 APPROPRIATION	2,386,321.28	2,832,128.29	2,058,369.41			
59 RECEIPTS		239,682.94	248,032.07	3,125,996.64	2,474,491.81	651,504.83
60 EXPENDITURES		382,964.97	334,161.08	3,152,686.26	2,623,455.76	529,230.50
61 AVAILABLE FOR APPROPRIATION		266,638.81	399080.59			
62						
63 INTEREST EARNED-6011		1,254.31	1,131.92	38,831.13	39,551.64	(720.51)

Bank Ledger

Jefferson County Treasurer

Bank Name	Account Num	Last Transaction Date	Balance (12/31/2018)
5001 - Simmons Bank	5001	12/31/2018	3,638,805.30
5003 - Relyance Bank	5003	12/31/2018	3,604,153.09
5005 - SFNB Federal Grants Account	5005	12/20/2018	72,663.56
5021 - SFNB Check/Warrant Account	5021	12/28/2018	0.00
5067 - SFNB T-Note; 7/26/24 @1.500	5067	1/1/2018	500,000.00
5075 - SFNB T-Note; 2/26/2021 @1.125	5075	1/1/2018	500,000.00
5076 - SFNB T-Note; 3/30/21@ 1.00	5076	1/31/2018	500,000.00
5077 - SFNB T-Note; 3/30/21@ 1.125	5077	1/1/2018	500,000.00
5078 SFNB T Note; 4/28/21 @1.125	5078	1/1/2018	500,000.00
5079 - SFNB T-Note; 4/28/23 1.25 Step	5079	1/1/2018	450,000.00
			Tot : \$10,265,621.95

General Ledger Balances by Fund -- Month 12 (FY2018)

Parameters: Date Range: 12/1/2018-12/31/2018 Selected Funds: 132 Summary

Fund - Revenue Code	Beginning Balance	Cash Receipts	Void Checks	Transfer In	Tax Transfer In	Com Earned	Void Receipts	Warrants Paid	Transfer Out	Tax Transfer Out	Com Charged	Other Checks	Ending Balance
1000 * County General Fund	1,727,972.03	237,226.00	1,053.46	176,510.29	1,987,612.54	0.00	(301.24)	(832,853.02)	(404,186.44)	(135,390.34)	(38,477.84)	0.00	2,619,155.44
1801 Mtg Revenue Bond	13,615.44	0.00	0.00	0.00	0.00	0.00	0.00	0.00	0.00	0.00	0.00	0.00	13,615.44
1803 * Juvenile Justice Center	0.05	53,919.52	0.00	84,187.03	0.00	0.00	0.00	(109,086.83)	0.00	0.00	(810.85)	0.00	28,208.92
1804 * Solid Waste Contract Fund	0.00	0.00	0.00	13,443.68	0.00	0.00	0.00	0.00	0.00	0.00	(0.01)	0.00	13,443.67
1805 * Sales Tax/Public Safety Fund	431,902.23	211,691.30	0.00	27,991.64	0.00	0.00	0.00	(108,712.83)	(270,017.65)	0.00	(4,234.45)	0.00	288,620.20
1806 * Jeff Co Adult Jail Medical Fund	62,547.84	0.00	0.00	10.47	0.00	0.00	0.00	0.00	0.00	0.00	(0.13)	0.00	62,558.18
1808 * Environmental Enforcement Officer	1,829.76	0.00	0.00	0.55	0.00	0.00	0.00	(1,065.40)	0.00	0.00	0.00	0.00	764.91
1809 * FINS & Truancy Fund	85,153.98	4,425.50	690.13	13.63	0.00	0.00	0.00	(21,261.41)	0.00	0.00	(0.15)	0.00	69,021.68
1810 * Jury Fees Fund	10,835.83	0.00	0.00	0.76	0.00	0.00	0.00	(10,000.00)	0.00	0.00	(0.01)	0.00	836.58
1811 * Postage Fund	4,084.33	0.00	0.00	0.00	0.00	0.00	0.00	(1,486.92)	0.00	0.00	0.00	0.00	2,597.41
1812 * Solid Waste	261,786.84	118,231.64	0.00	18,106.42	0.00	0.00	0.00	(7,059.06)	(13,443.19)	0.00	(2,365.34)	0.00	375,257.31
1813 * Jeff. Co. Adult Jail Fund	24,491.87	276,281.65	57,578.92	52,320.92	0.00	0.00	0.00	(255,074.58)	0.00	0.00	(5,256.48)	0.00	150,342.31
1814 Jeff Co Emergency Reserve Fund	30,624.04	0.00	0.00	0.00	0.00	0.00	0.00	0.00	0.00	0.00	0.00	0.00	30,624.04
1815 * Jeff Co Hosp Insurance	9,217.90	1,211.20	0.00	1.24	0.00	0.00	0.00	(3,065.96)	0.00	0.00	(0.01)	0.00	7,364.37
1816 Stop-Loss Insurance	2,436.21	0.00	0.00	0.00	0.00	0.00	0.00	0.00	0.00	0.00	0.00	0.00	2,436.21
1817 * Jeff Co Workers Comp	0.12	0.00	0.00	0.73	0.00	0.00	0.00	0.00	0.00	0.00	0.00	0.00	0.85
1818 * Jeff Co Unemploy Insurance	453.55	0.00	0.00	0.09	0.00	0.00	0.00	0.00	0.00	0.00	0.00	0.00	453.64
1819 * District Court Fund	0.00	0.00	0.00	189,547.54	0.00	0.00	0.00	(34,540.88)	0.00	0.00	(0.12)	0.00	154,906.54
1900 ** Tri-Co Drug Task Force Grant Fund	62,118.54	3,810.60	0.00	0.00	0.00	0.00	0.00	(3,938.48)	0.00	0.00	0.00	0.00	61,990.66
1901 ** Fins & Truancy Grant Fund	9,456.19	0.00	0.00	0.00	0.00	0.00	0.00	(1,920.90)	0.00	0.00	0.00	0.00	7,535.29
2000 * County Road	1,177,695.81	215,746.17	109.73	78,503.54	111,197.69	0.00	0.00	(252,448.10)	0.00	0.00	(6,442.10)	0.00	1,324,362.74
3000 * Co. Treasurers Automation Fund	39,623.59	0.00	0.00	18,366.91	0.00	0.00	0.00	(1,577.63)	0.00	0.00	(0.09)	0.00	56,412.78
3001 *Collectors Auto Fund	141,873.90	0.00	0.00	25.69	115,923.29	0.00	0.00	(3,385.87)	0.00	0.00	(0.29)	0.00	254,436.72
3002 * Circuit Court Automation Fund	6,101.38	152.50	0.00	120.34	0.00	0.00	0.00	(3,172.21)	0.00	0.00	(3.06)	0.00	3,188.95
3004 Assessor's Amendment 79 Fund	47,094.57	0.00	0.00	206.42	0.00	0.00	0.00	0.00	0.00	0.00	(0.10)	0.00	47,300.89
3005 County Clerks Cost Fund	8,982.72	982.20	0.00	162.03	0.00	0.00	0.00	0.00	0.00	0.00	(19.66)	0.00	10,107.29
3006 *Recorders Cost Fund	132,816.67	21,131.00	0.00	4,166.45	0.00	0.00	0.00	(45,596.04)	(2,500.00)	0.00	(422.86)	0.00	109,595.22
3008 * Co Library	1,209,145.85	0.00	0.00	7,720.37	37,642.51	0.00	0.00	(110,000.00)	0.00	0.00	(755.22)	0.00	1,143,753.51
3012 Child Support Cost Fund	4,737.36	54.00	0.00	9.08	0.00	0.00	0.00	0.00	0.00	0.00	(1.08)	0.00	4,799.36

Jefferson County Treasurer

General Ledger Balances by Fund -- Month 12 (FY2018)

Summary

Parameters: Date Range: 12/1/2018-12/31/2018 Selected Funds: 132

Fund - Revenue Code

	Beginning Balance	Cash Receipts	Void Checks	Transfer In	Tax Transfer In	Com Earned	Void Receipts	Warrants Paid	Transfer Out	Tax Transfer Out	Com Charged	Other Checks	Ending Balance
3017 Detention Facilities M & O Fund	863,305.31	205,954.32	0.00	27,299.73	0.00	0.00	0.00	0.00	0.00	0.00	(4,120.98)	0.00	1,092,438.38
3019 * Boating Sfty & Enforcement	2,410.82	0.00	0.00	0.38	0.00	0.00	0.00	0.00	0.00	0.00	0.00	0.00	2,411.20
3020 * Emergency 9-1-1 Fund	0.18	1,092.15	0.00	1,571.05	0.00	0.00	0.00	0.00	(5,070.4E)	0.00	(21.85)	0.00	1,571.05
3022 * Emergency Vehicle Fund	39,713.86	1,320.00	0.00	221.40	0.00	0.00	0.00	0.00	0.00	0.00	(26.48)	0.00	41,228.78
3025 * Pros Atty Victim Witness	171,593.65	1,938.71	0.00	5,076.77	0.00	0.00	0.00	(4,366.63)	(1,724.1E)	0.00	(39.12)	0.00	172,479.19
3026 * Indigent Criminal Defense Fund	201,306.19	4,369.73	110,000.00	8,012.60	0.00	0.00	0.00	(123,686.49)	0.00	0.00	(87.81)	0.00	199,914.22
3027 District Court Cost	78,027.84	1,189.82	0.00	4,961.98	0.00	0.00	0.00	0.00	0.00	0.00	(23.97)	0.00	84,155.67
3028 * Adult Drug Ct Fund	36,633.44	14.90	0.00	16.75	0.00	0.00	0.00	(131.50)	0.00	0.00	(0.37)	0.00	36,533.22
3031 Circuit Ct Juve Div/Juve Pro Fee Fund	546.49	2,710.00	0.00	801.57	0.00	0.00	0.00	0.00	0.00	0.00	(54.21)	0.00	4,003.85
3032 Juvenile Ct Representation	4,904.60	0.00	0.00	0.00	0.00	0.00	0.00	0.00	0.00	0.00	0.00	0.00	4,904.60
3036 * Recycling Fund	97,434.82	0.00	0.00	511.48	0.00	0.00	0.00	(29,678.46)	0.00	0.00	(0.15)	0.00	68,267.69
3039 Circuit Clerk Commission Fund	12,972.19	230.50	0.00	99.16	0.00	0.00	0.00	0.00	0.00	0.00	(4.64)	0.00	13,297.21
3042 Assessor's Late Assessment Fee Fund	2,807.14	0.00	0.00	38.09	265.00	0.00	0.00	0.00	0.00	0.00	(5.30)	0.00	3,104.93
3401 * Juvenile Justice Education	427,583.01	98,417.32	0.00	75.41	0.00	0.00	0.00	(32,281.36)	0.00	0.00	(0.95)	0.00	493,793.43
3402 * Reserve Fund-Rural Fire Protection	60,010.00	0.00	0.00	0.00	0.00	0.00	0.00	0.00	0.00	0.00	0.00	0.00	60,010.00
3403 * MECA (Metro Emer Comm Assn)	229,048.35	66,026.00	0.00	57,053.52	0.00	0.00	0.00	(142,783.84)	0.00	0.00	(0.41)	0.00	209,343.62
3404 9-1-1 Emergency Sys Reserve	211,282.77	0.00	0.00	35.36	0.00	0.00	0.00	0.00	0.00	0.00	(0.43)	0.00	211,317.70
3405 9-1-1 CMRS Fund	178,254.39	117,453.67	0.00	5,280.37	0.00	0.00	0.00	0.00	(33,333.25)	0.00	(2,349.46)	0.00	265,305.71
3406 * Insurance Reimbursement Fund	133,264.99	0.00	0.00	0.00	0.00	0.00	0.00	(50,211.02)	0.00	0.00	0.00	0.00	83,053.97
3409 Jail Operation Fund	115,987.34	10,527.23	0.00	1,557.23	0.00	0.00	0.00	0.00	0.00	0.00	(210.79)	0.00	127,861.01
3410 Judicial Enhancement	1.77	0.00	0.00	0.01	0.00	0.00	0.00	0.00	0.00	0.00	0.00	0.00	1.78
3411 * Economic Development Sales Tax	0.00	0.00	0.00	0.00	0.00	0.00	0.00	0.00	0.00	0.00	0.00	0.00	0.00
3412 1st Div Crt Ct Jury Assess Fee	0.00	0.00	0.00	0.00	0.00	0.00	0.00	0.00	0.00	0.00	0.00	0.00	0.00
3414 Waste Tire Falty Closure Cost Fund	3,740.00	0.00	0.00	0.00	0.00	0.00	0.00	0.00	0.00	0.00	0.00	0.00	3,740.00
3501 * Courthouse Sec Fund	0.00	0.00	0.00	0.00	0.00	0.00	0.00	0.00	0.00	0.00	0.00	0.00	0.00
3502 * Victims Of Crime Fund	38,564.05	10,788.92	0.00	0.00	0.00	0.00	0.00	(10,296.53)	0.00	0.00	0.00	0.00	39,056.44
3505 ** JC Drug Ct Accountability Grnt Fund	3,136.93	0.00	0.00	0.00	0.00	0.00	0.00	0.00	0.00	0.00	0.00	0.00	3,136.93
3506 **Fire Prevention & Safety Fund	0.68	0.00	0.00	0.00	0.00	0.00	0.00	0.00	0.00	0.00	0.00	0.00	0.68
3508 * Organized Crime Enf (Old LLEBG)	84,208.70	1,127.88	0.00	0.00	0.00	0.00	0.00	0.00	(25,319.09)	0.00	0.00	0.00	60,017.49

Jefferson County Treasurer

General Ledger Balances by Fund -- Month 12 (FY2018)

Parameters: Date Range: 12/1/2018-12/31/2018 Selected Funds: 132 Summary

Fund - Revenue Code	Beginning Balance	Cash Receipts	Void Checks	Transfer In	Tax Transfer In	Com Earned	Void Receipts	Warrants Paid	Transfer Out	Tax Transfer Out	Com Charged	Other Checks	Ending Balance
3509 *Justice Equitable Sharing Program Grant	45,679.77	0.00	0.00	0.00	0.00	0.00	0.00	0.00	0.00	0.00	0.00	0.00	45,679.77
3510 * Recycling Res Recovery Grant Fund	9,057.57	0.00	0.00	0.00	0.00	0.00	0.00	(449.90)	0.00	0.00	0.00	0.00	8,607.67
3512 *E-Waste Grant Fund	9.00	0.00	0.00	0.00	0.00	0.00	0.00	0.00	0.00	0.00	0.00	0.00	9.00
4800 * Jeff Co Construction	3,515.77	10,000.00	0.00	4.04	0.00	0.00	0.00	(1,488.29)	0.00	0.00	(0.02)	0.00	12,031.50
4801 * Jeff Co Courthouse Bldg	520.20	0.00	0.00	0.09	0.00	0.00	0.00	0.00	0.00	0.00	0.00	0.00	520.29
5800 Co Library - Capt Imp	0.00	0.00	0.00	1,331.67	6,701.40	0.00	0.00	0.00	0.00	0.00	(134.02)	(7,899.05)	0.00
6000 Treasurer's Commission	0.00	0.00	0.00	0.00	0.00	73,607.08	0.00	0.00	(73,607.08)	0.00	0.00	0.00	0.00
6002 10% Holdback	4,201,738.72	0.00	0.00	414.02	44,193.83	0.00	0.00	0.00	(6,533.47)	(4,239,413.10)	0.00	0.00	0.00
6003 Property Tax Relief Fund	0.00	126.82	0.00	0.00	0.00	0.00	0.00	0.00	(1,26.82)	0.00	0.00	0.00	0.00
6004 Delinquent Personal Tax	0.00	0.00	0.00	0.00	153,279.26	0.00	0.00	0.00	0.00	(153,279.26)	0.00	0.00	0.00
6005 Delinquent Real Estate Tax	0.00	0.00	0.00	0.00	117,630.81	0.00	0.00	0.00	0.00	(117,630.81)	0.00	0.00	0.00
6007 State Land Redemption	0.00	12,008.55	0.00	0.00	0.00	0.00	0.00	0.00	0.00	(12,008.55)	0.00	0.00	0.00
6009 * Law Library	52,365.51	5,491.40	0.00	1,344.69	0.00	0.00	0.00	(753.55)	0.00	0.00	(109.95)	0.00	58,338.19
6010 Jefferson Co. Admin Of Justice	0.00	26,528.44	0.00	4,293.66	0.00	0.00	0.00	0.00	(2,529.07)	0.00	(530.57)	(4,468.80)	4,293.66
6011 Interest Earned	0.00	3,581.44	0.00	0.00	0.00	0.00	(2,327.13)	0.00	(1,254.31)	0.00	0.00	0.00	0.00
6013 Common School - Unapportioned	0.00	0.00	0.00	0.00	0.00	0.00	0.00	0.00	0.00	0.00	0.00	0.00	0.00
6016 County Fire Protection Premium Tax Fund	0.00	19,568.64	0.00	0.00	0.00	0.00	0.00	0.00	0.00	0.00	0.00	(19,568.64)	0.00
6017 Co Sheriff's Office Fund	0.00	19,133.58	0.00	0.00	0.00	0.00	0.00	0.00	0.00	0.00	0.00	(19,133.58)	0.00
6400 Advance Tax Collector	400,000.00	365,666.19	0.00	0.00	4,535,197.64	0.00	0.00	0.00	0.00	(5,400,883.83)	0.00	0.00	0.00
6407 Delinquent Lot Clearance	0.00	0.00	0.00	0.00	79.41	0.00	0.00	0.00	0.00	(79.41)	0.00	0.00	0.00
6408 Delinquent Utility Tax	0.00	0.00	0.00	0.00	0.00	0.00	0.00	0.00	0.00	0.00	0.00	0.00	0.00
6409 Delinquent Improvement Tax	0.00	0.00	0.00	0.00	1,371.67	0.00	0.00	0.00	0.00	(1,371.67)	0.00	0.00	0.00
6410 Tax Protest Fund	0.00	0.00	0.00	0.00	0.00	0.00	0.00	0.00	0.00	0.00	0.00	0.00	0.00
6600 Pine Bluff - General	33.16	0.00	0.00	3,099.15	132,994.07	0.00	0.00	0.00	0.00	(215.14)	(332.50)	(135,578.74)	0.00
6601 Pine Bluff - Road	9.95	0.00	0.00	925.98	40,360.93	0.00	0.00	0.00	0.00	(64.53)	(100.90)	(41,131.43)	0.00
6602 Pine Bluff - Library	10.60	0.00	0.00	986.89	42,479.70	0.00	0.00	0.00	0.00	(68.85)	(106.19)	(43,302.15)	0.00
6603 Pine Bluff - Policemen	6.62	0.00	0.00	615.73	26,544.21	0.00	0.00	0.00	0.00	(43.03)	(66.37)	(27,057.16)	0.00
6604 Pine Bluff - Firemen	6.62	0.00	0.00	615.73	26,544.21	0.00	0.00	0.00	0.00	(43.03)	(66.37)	(27,057.16)	0.00
6605 Pine Bluff - Bonds	0.00	0.00	0.00	0.00	0.00	0.00	0.00	0.00	0.00	0.00	0.00	0.00	0.00

Jefferson County Treasurer

General Ledger Balances by Fund -- Month 12 (FY2018)

Parameters: Date Range: 12/1/2018-12/31/2018 Selected Funds: 132 Summary

Fund - Revenue Code	Beginning Balance	Cash Receipts	Void Checks	Transfer In	Tax Transfer In	Com Earned	Void Receipts	Warrants Paid	Transfer Out	Tax Transfer Out	Com Charged	Other Checks	Ending Balance
6606 Pine Bluff Lib - Capt Imp	0.00	0.00	0.00	1,804.42	78,939.13	0.00	0.00	0.00	0.00	(129.10)	(197.36)	(80,417.09)	0.00
6610 Altheimer - General	0.42	0.00	0.00	43.07	1,411.23	0.00	0.00	0.00	0.00	(23.62)	(3.54)	(1,427.56)	0.00
6611 Altheimer - Road	0.12	0.00	0.00	12.66	422.48	0.00	0.00	0.00	0.00	(7.09)	(1.06)	(427.11)	0.00
6620 Humphrey - General	0.05	0.00	0.00	8.07	233.05	0.00	0.00	0.00	0.00	(31.90)	(0.59)	(208.68)	0.00
6630 Redfield - General	0.68	0.00	0.00	118.30	4,030.90	0.00	0.00	0.00	0.00	0.00	(10.07)	(4,139.81)	0.00
6631 Redfield - Road	0.20	0.00	0.00	35.55	1,228.90	0.00	0.00	0.00	0.00	0.00	(3.09)	(1,261.56)	0.00
6640 Sherrill - General	0.02	0.00	0.00	3.20	151.59	0.00	0.00	0.00	0.00	(12.67)	(0.37)	(141.77)	0.00
6650 Wabbaseka - General	0.08	0.00	0.00	7.88	264.66	0.00	0.00	0.00	0.00	(14.30)	(0.66)	(257.66)	0.00
6660 White Hall - General	5.46	0.00	0.00	611.04	23,266.50	0.00	0.00	0.00	0.00	0.00	(58.16)	(23,824.84)	0.00
6661 White Hall - Road	1.64	0.00	0.00	183.40	7,044.56	0.00	0.00	0.00	0.00	0.00	(17.61)	(7,211.99)	0.00
6700 Pine Bluff SD 3	272.72	146,427.47	0.00	23,045.79	1,079,935.64	0.00	0.00	(146,427.47)	0.00	(1,063.52)	(2,699.85)	(1,099,490.78)	0.00
6710 Dollarway SD 2	89.82	24,411.58	0.00	7,364.90	307,234.51	0.00	0.00	(24,411.58)	0.00	0.00	(768.09)	(313,921.14)	0.00
6720 Altheimer Unified SD 22	0.00	0.00	0.00	5.42	0.00	0.00	0.00	0.00	0.00	0.00	0.00	(5.42)	0.00
6730 Watson Chapel SD 24	40.81	42,717.52	0.00	5,544.14	225,634.51	0.00	0.00	(42,717.52)	0.00	0.00	(564.09)	(230,655.37)	0.00
6740 White Hall SD 27	145.97	78,206.69	0.00	17,715.49	802,005.89	0.00	0.00	(78,206.69)	0.00	0.00	(2,005.03)	(817,862.32)	0.00
6750 Humphrey-DeWitt SD	7.71	1,526.42	0.00	547.47	23,858.81	0.00	0.00	(1,526.42)	0.00	(242.53)	(59.64)	(24,111.82)	0.00
6760 Arkansas Co SD 1	0.00	0.00	0.00	0.29	0.00	0.00	0.00	0.00	0.00	0.00	0.00	(0.29)	0.00
6800 Cousart Bayou	0.83	0.00	0.00	28.85	2,398.75	0.00	0.00	0.00	0.00	0.00	(3.10)	(2,425.33)	0.00
6801 Drainage District #4	0.03	0.00	0.00	2.48	176.30	0.00	0.00	0.00	0.00	0.00	(0.23)	(178.58)	0.00
6802 Drainage District #7	0.06	0.00	0.00	2.18	160.74	0.00	0.00	0.00	0.00	0.00	(0.21)	(162.77)	0.00
6803 Farrelly Lake Levee Dst	0.63	0.00	0.00	16.55	1,200.33	0.00	0.00	0.00	0.00	0.00	(1.56)	(1,215.95)	0.00
6804 Five Forks Drainage Dst	0.13	0.00	0.00	4.24	307.18	0.00	0.00	0.00	0.00	0.00	(0.40)	(311.15)	0.00
6805 Flat Bayou Drainage Dst	0.27	0.00	0.00	10.32	737.53	0.00	0.00	0.00	0.00	0.00	(0.96)	(747.16)	0.00
6806 Frenchtown-Auburn Levee	0.59	0.00	0.00	20.69	1,617.38	0.00	0.00	0.00	0.00	0.00	(2.11)	(1,636.55)	0.00
6807 Grady-Gould Watershed	0.07	0.00	0.00	2.63	207.29	0.00	0.00	0.00	0.00	0.00	(0.26)	(209.73)	0.00
6808 Harding Drainage Imp Dst	1.69	0.00	0.00	15.11	1,679.98	0.00	0.00	0.00	0.00	0.00	(2.17)	(1,694.61)	0.00
6810 Levee District #3	0.09	0.00	0.00	2.63	187.79	0.00	0.00	0.00	0.00	0.00	(0.24)	(190.27)	0.00
6811 New Gascony Levee Dst	0.19	0.00	0.00	7.10	502.79	0.00	0.00	0.00	0.00	0.00	(0.65)	(509.43)	0.00
6812 Pinewood Sewer Imp Dst	0.11	0.00	0.00	11.62	834.36	0.00	0.00	0.00	0.00	0.00	(1.08)	(845.01)	0.00

Jefferson County Treasurer

General Ledger Balances by Fund -- Month 12 (FY2018)

Parameters: Date Range: 12/1/2018-12/31/2018 Selected Funds: 132 Summary

Fund - Revenue Code	Beginning Balance	Cash Receipts	Void Checks	Transfer In	Tax Transfer In	Com Earned	Void Receipts	Warrants Paid	Transfer Curt.	Tax Transfer Out	Com Charged	Other Checks	Ending Balance
6813 Plum Bayou Levee Dst	1.79	0.00	0.00	70.91	5,264.70	0.00	0.00	0.00	0.00	0.00	(6.84)	(5,330.56)	0.00
6814 Plum Bayou Irrigation Dst	0.11	0.00	0.00	5.10	358.64	0.00	0.00	0.00	0.00	0.00	(0.47)	(363.38)	0.00
6815 Salt Bayou Drainage Dst	0.27	0.00	0.00	9.47	669.12	0.00	0.00	0.00	0.00	0.00	(0.87)	(677.99)	0.00
6817 Sub Dst 1 - Bradley Slough	0.12	0.00	0.00	5.30	374.42	0.00	0.00	0.00	0.00	0.00	(0.49)	(379.35)	0.00
6818 Suburbia Sewer Imp #11	11,184.29	0.00	0.00	5.65	310.33	0.00	0.00	0.00	0.00	0.00	(0.40)	0.00	11,499.87
6819 Timber Tax	0.99	0.00	0.00	33.42	1,985.00	0.00	0.00	0.00	0.00	0.00	(2.58)	(2,016.83)	0.00
6820 Waterloo Drainage Dst	0.39	0.00	0.00	12.16	859.12	0.00	0.00	0.00	0.00	0.00	(1.12)	(870.55)	0.00
6821 Bayou Meto Water Mgmt Imp Dist	1.43	0.00	0.00	49.14	3,469.67	0.00	0.00	0.00	0.00	0.00	(4.51)	(3,515.73)	0.00
6822 Country Estates POJ Dist	0.00	0.00	0.00	0.00	0.00	0.00	0.00	0.00	0.00	0.00	0.00	0.00	0.00
6823 Sewer Improvement Dst #39	0.02	0.00	1.12	0.00	0.00	0.00	0.00	0.00	0.00	0.00	0.00	0.00	1.14
6824 Village At Redfield Project	0.05	0.00	0.00	10.87	785.29	0.00	0.00	0.00	0.00	0.00	(1.02)	(785.19)	0.00
6825 Long Lake Drn Dst	0.00	0.00	0.00	0.01	1.54	0.00	0.00	0.00	0.00	0.00	0.00	(1.55)	0.00
6826 Linwood Moscow FD Residential	0.00	0.00	0.00	5.06	612.50	0.00	0.00	0.00	0.00	0.00	(0.80)	(616.76)	0.00
6827 Linwood Moscow FD Commercial	0.00	0.00	0.00	2.70	300.00	0.00	0.00	0.00	0.00	0.00	(0.39)	(302.31)	0.00
6828 Southeast FD Residential	0.00	0.00	0.00	7.29	885.00	0.00	0.00	0.00	0.00	0.00	(1.16)	(891.13)	0.00
6829 Southeast FD Commercial	0.00	0.00	0.00	4.19	450.00	0.00	0.00	0.00	0.00	0.00	(0.59)	(453.60)	0.00
Totals for All Funds	13,228,042.55	\$2,423,439.18	\$169,435.36	\$855,057.09	\$10,062,016.28	\$73,607.08	(\$2,628.37)	(\$2,595,763.38)	(\$855,057.09)	(\$10,062,016.28)	(\$73,607.08)	(\$2,956,903.39)	10,265,621.95