

Vonysha Goodwin

Jefferson County Treasurer

TREASURER'S CERTIFICATION

I, Vonysha Goodwin, Treasurer of Jefferson County, Arkansas, do hereby certify that the following report is true and correct to the best of my knowledge and belief.

Vonysha Goodwin, Subscribed and sworn to before me
this the *8th* day of *February*, 2017.

101 West Barraque – P.O. Box 6645 – Pine Bluff, AR – 71611

PHONE: 870-541-5302 – FAX: 870-541-5303

E-MAIL: jeffersontrevgoodw@sbcglobal.net

**JEFFERSON COUNTY
TREASURER'S REPORT**

Financial Highlights

January, 2017

** NEW COLUMN

	1/1/2017	1/31/2017	1/31/2016	2017	2016	DIFF(-)+ AT A GLANCE
1 ALL FUNDS COMBINED						
2 BALANCE	8,017,387.13	7,823,833.26	7,249,796.02			
3 RECEIPTS		5,235,570.37	4,437,885.81	5,235,570.37	4,437,885.81	797,684.56
4 EXPENDITURES		5,429,124.24	5,523,824.90	5,429,124.24	5,523,824.90	(94,700.66)
5						
6 CO. GENERAL FUND-1000						
7 BALANCE	1,879,119.56	1,592,371.26	1,308,528.87			
8 REVENUE PROJECTIONS	9,760,050.00	9,760,050.00	10,446,620.00			
9 APPROPRIATION	8,687,626.27	8,687,626.27	9,059,278.77			
10 RECEIPTS		495,721.99	466,922.53	495,721.99	466,922.53	28,799.46
11 EXPENDITURES		782,470.29	871,385.10	782,470.29	871,385.10	(88,914.81)
12 AVAILABLE FOR APPROPRIATION		96,418.73	342,679.23			
13						
14 CO. ROAD FUND-2000						
15 BALANCE	1,002,307.73	985,013.54	895,269.42			
16 REVENUE PROJECTIONS	5,271,025.00	5,271,025.00	5,242,375.00			
17 APPROPRIATION	3,622,264.00	3,622,264.00	3,622,264.00			
18 RECEIPTS		270,976.23	259,669.88	270,976.23	259,669.88	11,306.35
19 EXPENDITURES		288,270.45	561,117.62	288,270.45	561,117.62	(272,847.17)
20 AVAILABLE FOR APPROPRIATION		1,121,658.50	1,095,873.50			
21						
22 CO. ADULT JAIL FUND-1813						
23 BALANCE	13,471.21	31,445.03	11.09			
24 REVENUE PROJECTIONS	4,102,700.00	4,102,700.00	4,364,500.00			
25 APPROPRIATION	3,971,000.00	3,971,000.00	3,971,000.00			
26 RECEIPTS		260,458.01	315,876.33	260,458.01	315,876.33	(55,418.32)
27 EXPENDITURES		242,484.19	340,022.36	242,484.19	340,022.36	(97,538.17)
28 AVAILABLE FOR APPROPRIATION		-278,570.00	393500.00			
29						
30 DISTRICT COURT FUND-1819						
31 BALANCE	0.01	2350.46	0.53			
32 REVENUE PROJECTIONS	486,668.00	486,668.00	486,668.00			
33 APPROPRIATION	486,668.00	486,668.00	486,668.00			
34 RECEIPTS		82,360.28	86,583.28	82,360.28	86,583.28	(4,223.00)
35 EXPENDITURES		80,009.83	86,582.84	80,009.83	86,582.84	(6,573.01)
36 AVAILABLE FOR APPROPRIATION		0.00	0.00			
37						
38						
39 JUVENILE JUSTICE FUND-1803						
40 BALANCE	67,278.84	12,054.29	2.16			
41 REVENUE PROJECTIONS	1,556,100.00	1,556,100.00	1,619,250.00			
42 APPROPRIATION	1,550,000.00	1,550,000.00	1,550,000.00			
43 RECEIPTS		93,078.39	151,020.62	93,078.39	151,020.62	(57,942.23)
44 EXPENDITURES		148,302.94	168,718.03	148,302.94	168,718.03	(20,415.09)
45 AVAILABLE FOR APPROPRIATION		-149,510.00	0.00			
46						
47 DETENTION FACILITIES M & O FUND-3017						
48 BALANCE	1,232,203.42	1,354,050.45	1,491,163.93			
49 REVENUE PROJECTIONS	2,636,000.00	2,636,000.00	3,955,330.95			
50 APPROPRIATION			2,416,000.00			
51 RECEIPTS		189,469.04	188,747.81	189,469.04	188,747.81	721.23
52 EXPENDITURES		67,622.01	53,914.83	67,622.01	53,914.83	13,707.18
53 AVAILABLE FOR APPROPRIATION			337491.50			
54						
55 PUBLIC SAFETY SALES TAX FUND-1805						
56 BALANCE	464,273.77	496,679.15	266,617.98			
57 REVENUE PROJECTIONS	2,730,500.00	2,730,500.00	2,628,000.00			
58 APPROPRIATION	1,828,340.52	1,828,340.52	2,545,340.52			
59 RECEIPTS		194,796.13	193,887.03	194,796.13	193,887.03	909.10
60 EXPENDITURES		162,390.75	236,823.03	162,390.75	236,823.03	(74,432.28)
61 AVAILABLE FOR APPROPRIATION		629,109.48	82000.00			
62						
63 INTEREST EARNED-6011		753.96	673.94	753.96	673.94	80.02

Bank Ledger Jefferson County Treasurer

Bank Name	Account Num	Last Transaction Date	Balance (1/31/2017)
5001 - Simmons Bank	5001	2/6/2017	1,999,245.41
5003 - Relyance Bank	5003	1/31/2017	2,756,174.83
5005 - SFNB Federal Grants Account	5005	2/6/2017	118,350.52
5021 - SFNB Check/Warrant Account	5021	2/6/2017	0.00
5075 - SFNB T-Note: 2/26/2021 @1.125	5075	1/1/2017	500,000.00
5076 - SFNB T-Note: 3/30/21 @ 1.00	5076	1/1/2017	500,000.00
5077 - SFNB T-Note: 3/30/21 @ 1.125	5077	1/1/2017	500,000.00
5078 - SFNB T-Note #5078; 4/28/21 @1.125	5078	1/1/2017	500,000.00
5079 - SFNB T-Note: 4/28/23 1.25 Step	5079	1/1/2017	450,062.50
5067 - SFNB T-Note; 7/26/24 @1.500	5067	1/1/2017	500,000.00

General Ledger Balances by Fund -- Month 1 (FY2017)

2/6/2017 4:12 PM
Report Code: 3 - Full

Parameters: Date Range: 1/1/2017-1/31/2017 Selected Funds: 123 Summary

Fund - Revenue Code	Beginning Balance	Cash Receipts	Void Checks	Transfer In	Tax Transfer In	Com Earned	Void Receipts	Warrants Paid	Transfer Out	Tax Transfer Out	Com Charged	Other Checks	Ending Balance
1000 * County General Fund	1,879,119.56	152,543.84	9,727.59	159,970.64	183,714.59	0.00	(507.08)	(778,409.94)	(7,690.08)	0.00	(6,097.85)	0.00	1,582,371.26
1801 Mfg Revenue Bond	13,615.44	0.00	0.00	0.00	0.00	0.00	0.00	0.00	0.00	0.00	0.00	0.00	13,615.44
1803 * Juvenile Justice Center	67,278.84	58,925.55	40.33	34,152.84	0.00	0.00	0.00	(147,358.23)	0.00	0.00	(985.04)	0.00	12,054.29
1804 * Solid Waste Contract Fund	0.00	0.00	0.00	101,499.42	0.00	0.00	0.00	(101,499.42)	0.00	0.00	0.00	0.00	0.00
1805 * Sales Tax/Public Safety Fund	464,273.77	194,746.82	0.00	49.31	0.00	0.00	0.00	(56,175.81)	(102,319.01)	0.00	(3,895.93)	0.00	496,679.15
1806 * Jeff Co Adult Jail Medical Fund	61,756.44	0.00	0.00	7.42	0.00	0.00	0.00	0.00	0.00	0.00	(0.15)	0.00	61,763.71
1808 * Environmental Enforcement Officer	3,572.99	0.00	0.00	0.33	0.00	0.00	0.00	(1,773.80)	0.00	0.00	(0.01)	0.00	1,799.51
1809 * FINIS & Truancy Fund	92,921.72	0.00	365.00	10.72	0.00	0.00	0.00	(9,523.01)	0.00	0.00	(0.21)	0.00	83,774.22
1810 * Jury Fees Fund	22,123.59	4,350.00	0.00	2.79	0.00	0.00	0.00	0.00	0.00	0.00	(0.06)	0.00	26,476.32
1811 * Postage Fund	0.00	0.00	4,386.00	5,000.00	0.00	0.00	0.00	(8,979.22)	0.00	0.00	0.00	0.00	406.78
1812 * Solid Waste	54,948.47	207,849.07	0.00	9.05	0.00	0.00	(99,768.29)	(17,297.31)	(101,499.42)	0.00	(2,161.80)	0.00	42,079.77
1813 * Jeff. Co. Adult Jail Fund	13,471.21	69,033.96	0.00	191,424.05	0.00	0.00	0.00	(241,113.57)	0.00	0.00	(1,370.62)	0.00	31,445.03
1814 Jeff Co Emergency Reserve Fund	30,624.04	0.00	0.00	0.00	0.00	0.00	0.00	0.00	0.00	0.00	0.00	0.00	30,624.04
1815 * Jeff Co Hosp Insurance	4,313.81	1,069.44	0.00	0.57	0.00	0.00	0.00	0.00	0.00	0.00	(0.01)	0.00	5,383.81
1816 Stop-Loss Insurance	2,436.21	0.00	0.00	0.00	0.00	0.00	0.00	0.00	0.00	0.00	0.00	0.00	2,436.21
1817 * Jeff Co Workers Comp	3.65	0.00	0.00	0.00	0.00	0.00	0.00	0.00	0.00	0.00	0.00	0.00	3.65
1818 * Jeff Co Unemploy Insurance	119.22	0.00	0.00	2,660.09	0.00	0.00	0.00	(2,690.08)	0.00	0.00	0.00	0.00	119.23
1819 * District Court Fund	0.01	0.00	139.32	82,360.28	0.00	0.00	0.00	(80,149.15)	0.00	0.00	0.00	0.00	2,350.46
1900 ** Tri-Co Drug Task Force Grant Fund	61,666.73	4,246.24	0.00	0.00	0.00	0.00	0.00	(3,244.71)	(5,994.77)	0.00	0.00	0.00	56,673.49
1901 ** Fins & Truancy Grant Fund	40,138.63	15,000.00	0.00	0.00	0.00	0.00	0.00	(3,643.63)	0.00	0.00	0.00	0.00	51,495.00
2000 * County Road	1,002,307.76	211,757.54	0.00	129.69	59,221.99	0.00	(132.99)	(282,857.41)	0.00	0.00	(5,413.04)	0.00	985,013.54
3000 * Co. Treasurers Automation Fund	40,222.17	0.00	0.00	4.77	0.00	0.00	0.00	(924.97)	0.00	0.00	(0.10)	0.00	39,301.87
3001 * Collectors Auto Fund	159,307.79	0.00	0.00	18.44	0.00	0.00	0.00	(7,953.55)	0.00	0.00	(0.37)	0.00	151,372.31
3002 * Circuit Court Automation Fund	16,733.56	659.52	0.00	1.95	0.00	0.00	0.00	(2,085.10)	0.00	0.00	(13.23)	0.00	15,296.70
3004 Assessor's Amendment 79 Fund	36,384.13	13,674.46	0.00	5.47	0.00	0.00	0.00	0.00	0.00	0.00	(273.60)	0.00	49,790.46
3005 County Clerks Cost Fund	11,151.35	632.15	0.00	1.41	0.00	0.00	0.00	0.00	0.00	0.00	(16.67)	0.00	11,968.24
3006 *Recorders Cost Fund	3,128.90	22,847.00	48.00	1.14	0.00	0.00	0.00	(20,421.29)	0.00	0.00	(456.96)	0.00	5,146.79
3009 * Co Library	843,600.40	0.00	0.00	102.54	19,346.61	0.00	0.00	0.00	0.00	0.00	(388.98)	0.00	862,660.57
3012 Child Support Cost Fund	3,279.01	38.00	0.00	0.00	0.00	0.00	0.00	0.00	0.00	0.00	(0.76)	0.00	3,316.25

Jefferson County Treasurer

General Ledger Balances by Fund -- Month 1 (FY2017)

2/6/2017 4:12 PM
Report Code: 3 - Full

Parameters: Date Range: 1/1/2017-1/31/2017 Selected Funds: 123 Summary

Fund - Revenue Code	Beginning Balance	Cash Receipts	Void Checks	Transfer In	Tax Transfer In	Com Earned	Void Receipts	Warrants Paid	Transfer Out	Tax Transfer Out	Com Charged	Other Checks	Ending Balance
3017 Detention Facilities M & O Fund	1,232,203.42	189,469.04	0.00	0.00	0.00	0.00	0.00	0.00	(63,832.63)	0.00	(3,789.38)	0.00	1,364,050.45
3019 * Boating Sfty & Enforcement	11.09	195.20	0.00	0.02	0.00	0.00	0.00	0.00	0.00	0.00	0.00	0.00	206.31
3020 * Emergency 9-1-1 Fund	2,394.88	23,858.40	0.00	1.50	0.00	0.00	0.00	0.00	(24,541.67)	0.00	(477.20)	0.00	1,235.91
3022 * Emergency Vehicle Fund	29,086.64	915.00	0.00	3.56	0.00	0.00	0.00	0.00	0.00	0.00	(18.37)	0.00	29,996.83
3023 * Pros Atty Victim Witness	109,123.32	1,938.71	0.00	4,635.15	0.00	0.00	0.00	0.00	(4,363.72)	0.00	(39.04)	0.00	111,294.42
3026 *Indigent Criminal Defense Fund	176,731.92	4,369.73	0.00	403.20	0.00	0.00	0.00	0.00	(5,130.63)	0.00	(67.82)	0.00	176,286.40
3027 District Court Cost	14,190.02	0.00	0.00	4,624.70	0.00	0.00	0.00	0.00	(14,190.02)	0.00	(0.03)	0.00	4,624.67
3028 * Adult Drug Ct Fund	31,368.84	110.00	0.00	3.78	0.00	0.00	0.00	0.00	0.00	0.00	(2.28)	0.00	31,470.34
3031 Circuit Ct Juvv Div/Juvv Pro Fee Fund	1,356.38	5,261.60	0.00	0.60	0.00	0.00	0.00	0.00	0.00	0.00	(105.24)	0.00	6,513.34
3032 Juvenile Ct Representation	4,904.60	0.00	0.00	0.00	0.00	0.00	0.00	0.00	0.00	0.00	0.00	0.00	4,904.60
3036 *Recycling Fund	12,518.53	17,129.70	0.00	1.19	0.00	0.00	0.00	0.00	(8,222.42)	0.00	(5.32)	0.00	21,421.68
3039 Circuit Clerk Commission Fund	7,808.38	127.90	0.00	0.95	0.00	0.00	0.00	0.00	0.00	0.00	(2.58)	0.00	7,934.65
3401 * Juvenile Justice Education	393,369.18	0.00	0.00	45.49	0.00	0.00	0.00	0.00	(30,943.27)	0.00	(0.91)	0.00	362,470.49
3402 * Reserve Fund-Rural Fire Protection	60,010.00	0.00	0.00	0.00	0.00	0.00	0.00	0.00	0.00	0.00	0.00	0.00	60,010.00
3403 * MECA (Metro Emer Comm Assn)	149,284.23	48.56	934.49	60,103.97	0.00	0.00	0.00	0.00	0.00	0.00	(0.25)	0.00	96,971.40
3404 9-1-1 Emergency Sys Reserve	208,609.48	0.00	0.00	25.08	0.00	0.00	0.00	0.00	(113,399.60)	0.00	(0.50)	0.00	208,634.06
3405 9-1-1 CMRS Fund	66,643.96	108,413.46	0.00	19.00	0.00	0.00	0.00	0.00	(35,550.00)	0.00	(2,168.65)	0.00	137,357.77
3409 Jail Operation Fund	127,586.31	10,527.23	0.00	151.90	0.00	0.00	0.00	0.00	(127,586.31)	0.00	(210.77)	0.00	10,468.36
3410 Judicial Enhancement	67,131.98	1,189.82	0.00	5.81	0.00	0.00	0.00	0.00	(67,131.98)	0.00	(23.92)	0.00	1,171.71
3411 * Economic Development Sales Tax	0.00	284,203.56	0.00	0.00	0.00	0.00	0.00	0.00	(284,203.56)	0.00	0.00	0.00	0.00
3412 1st Div Ct Ct Jury Assess Fee	0.00	0.00	0.00	0.00	0.00	0.00	0.00	0.00	0.00	0.00	0.00	0.00	0.00
3414 Waste Tite Falty Closure Cost Fund	3,740.00	0.00	0.00	0.00	0.00	0.00	0.00	0.00	0.00	0.00	0.00	0.00	3,740.00
3501 * Courthouse Sec Fund	790.16	0.00	0.00	0.00	0.00	0.00	0.00	0.00	0.00	0.00	0.00	0.00	790.16
3502 * Victims Of Crime Fund	22,845.54	8,846.16	0.00	0.00	0.00	0.00	0.00	0.00	(8,179.05)	0.00	0.00	0.00	23,512.65
3505 ** JC Drug Ct. Accountability Grnt Fund	10,581.35	0.00	0.00	0.00	0.00	0.00	0.00	0.00	(400.00)	0.00	0.00	0.00	10,181.35
3506 **Fire Prevention & Safety Fund	0.68	0.00	0.00	0.00	0.00	0.00	0.00	0.00	0.00	0.00	0.00	0.00	0.68
3508 *Organized Crime Enf (Old LLEBG	45,176.27	4,633.76	0.00	0.00	0.00	0.00	0.00	0.00	0.00	0.00	0.00	0.00	49,810.03
3509 *Justice Equitable Sharing Program Grant	189,848.08	538.40	0.00	5,994.77	0.00	0.00	0.00	0.00	0.00	0.00	0.00	0.00	196,381.25
3510 * Recycling Res Recovery Grant Fund	4,375.62	0.00	0.00	0.00	0.00	0.00	0.00	0.00	0.00	0.00	0.00	0.00	4,375.62

Jefferson County Treasurer

General Ledger Balances by Fund -- Month 1 (FY2017)

2/6/2017 4:12 PM
Report Code: 3 - Full

Parameters: Date Range: 1/1/2017-1/31/2017 Selected Funds: 123 Summary

Fund - Revenue Code	Beginning Balance	Cash Receipts	Void Checks	Transfer In	Tax Transfer In	Com Earned	Void Receipts	Warrants Paid	Transfer Out	Tax Transfer Out	Com Charged	Other Checks	Ending Balance
3512 E-Waste Grant Fund	0.00	0.00	0.00	0.00	0.00	0.00	0.00	0.00	0.00	0.00	0.00	0.00	0.00
4800 * Jeff Co Construction	46,182.16	0.00	0.00	5.55	0.00	0.00	0.00	0.00	0.00	0.00	0.00	0.00	46,187.60
4801 * Jeff Co Courthouse Bldg	513.63	0.00	0.00	0.06	0.00	0.00	0.00	0.00	0.00	0.00	(0.11)	0.00	513.69
6000 Treasurer's Commission	0.00	0.00	0.00	0.00	0.00	31,835.37	0.00	0.00	(31,835.37)	0.00	0.00	0.00	0.00
6002 10% Holdback	0.00	0.00	0.00	0.00	0.00	0.00	0.00	0.00	0.00	0.00	0.00	0.00	0.00
6003 Property Tax Relief Fund	0.00	50,381.73	0.00	0.00	0.00	0.00	0.00	0.00	(50,381.73)	0.00	0.00	0.00	0.00
6004 Delinquent Personal Tax	0.00	0.00	0.00	0.00	175,422.24	0.00	0.00	0.00	0.00	(175,422.24)	0.00	0.00	0.00
6005 Delinquent Real Estate Tax	0.00	0.00	0.00	0.00	187,035.57	0.00	0.00	0.00	0.00	(187,035.57)	0.00	0.00	0.00
6007 State Land Redemption	0.00	15,509.74	0.00	0.00	0.00	0.00	0.00	0.00	0.00	(15,509.74)	0.00	0.00	0.00
6009 * Law Library	51,700.21	5,491.40	0.00	\$92.44	0.00	0.00	0.00	(7,220.49)	0.00	0.00	(109.95)	0.00	50,453.61
6010 Jefferson Co. Admin Of Justice	3,767.24	20,107.50	0.00	0.00	0.00	0.00	0.00	0.00	(20,767.79)	0.00	(402.15)	0.00	0.00
6011 Interest Earned	0.00	753.95	0.00	0.00	0.00	0.00	0.00	0.00	(753.95)	0.00	0.00	0.00	0.00
6013 Common School - Unappropriated	0.00	265.98	0.00	0.00	0.00	0.00	0.00	0.00	(132.99)	0.00	0.00	0.00	0.00
6016 County Fire Protection Premium Tax Fund	0.00	25,759.68	1,528.71	0.00	0.00	0.00	(132.99)	0.00	0.00	0.00	0.00	0.00	160,000.00
6400 Advance Tax Collector	0.00	1,733,517.15	0.00	0.00	0.00	0.00	0.00	0.00	0.00	(1,573,517.15)	0.00	0.00	0.00
6407 Delinquent Lot Clearance	0.00	0.00	0.00	0.00	3.89	0.00	0.00	0.00	0.00	(3.89)	0.00	0.00	0.00
6408 Delinquent Utility Tax	0.00	0.00	0.00	0.00	0.00	0.00	0.00	0.00	0.00	0.00	0.00	0.00	0.00
6409 Delinquent Improvement Tax	0.00	0.00	0.00	0.00	1,893.85	0.00	0.00	0.00	0.00	(1,893.85)	0.00	0.00	0.00
6410 Tax Protest Fund	0.00	0.00	0.00	0.00	0.00	0.00	0.00	0.00	0.00	0.00	0.00	0.00	0.00
6600 Pine Bluff - General	0.00	0.00	0.00	0.68	77,903.84	0.00	0.00	0.00	0.00	0.00	(194.77)	0.00	0.68
6601 Pine Bluff - Road	0.00	0.00	0.00	0.20	23,068.51	0.00	0.00	0.00	0.00	0.00	(57.66)	0.00	0.20
6602 Pine Bluff - Library	0.00	0.00	0.00	0.00	24,606.44	0.00	0.00	0.00	0.00	0.00	(61.51)	0.00	0.21
6603 Pine Bluff - Policemen	0.00	0.00	0.00	0.13	15,328.24	0.00	0.00	0.00	0.00	0.00	(38.32)	0.00	0.13
6604 Pine Bluff - Firemen	0.00	0.00	0.00	0.13	15,328.24	0.00	0.00	0.00	0.00	0.00	(38.32)	0.00	0.13
6605 Pine Bluff - Bonds	0.00	0.00	0.00	0.00	0.00	0.00	0.00	0.00	0.00	0.00	0.00	0.00	0.00
6610 Athleiner - General	0.00	0.00	0.00	0.01	1,395.73	0.00	0.00	0.00	0.00	0.00	(3.49)	0.00	0.01
6611 Athleiner - Road	0.00	0.00	0.00	0.00	418.72	0.00	0.00	0.00	0.00	0.00	(1.05)	0.00	0.00
6620 Humphrey - General	0.00	0.00	0.00	0.01	738.68	0.00	0.00	0.00	0.00	0.00	(1.84)	0.00	0.01
6630 Redfield - General	0.00	0.00	0.00	0.03	3,223.53	0.00	0.00	0.00	0.00	0.00	(8.06)	0.00	0.03

Jefferson County Treasurer

General Ledger Balances by Fund -- Month 1 (FY2017)

2/6/2017 4:12 PM
Report Code: 3 - Full

Parameters: Date Range: 1/1/2017-1/31/2017 Selected Funds: 123 Summary

Fund - Revenue Code	Beginning Balance	Cash Receipts	Void Checks	Transfer In	Tax Transfer In	Com Earned	Void Receipts	Warrants Paid	Transfer Out	Tax Transfer Out	Com Charged	Other Checks	Ending Balance
6631 Redfield - Road	0.00	0.00	0.00	0.01	967.06	0.00	0.00	0.00	0.00	0.00	(2.42)	(964.64)	0.01
6640 Sherrill - General	0.00	0.00	0.00	0.00	239.42	0.00	0.00	0.00	0.00	0.00	(0.60)	(238.82)	0.00
6650 Wabbaseka - General	0.00	0.00	0.00	0.00	444.48	0.00	0.00	0.00	0.00	0.00	(1.10)	(443.38)	0.00
6660 White Hall - General	0.00	0.00	0.00	0.11	13,059.36	0.00	0.00	0.00	0.00	0.00	(32.65)	(13,026.71)	0.11
6661 White Hall - Road	0.00	0.00	0.00	0.03	3,917.82	0.00	0.00	0.00	0.00	0.00	(9.79)	(3,908.09)	0.03
6700 Pine Bluff SD 3	0.00	776,469.90	0.00	59.41	498,306.78	0.00	0.00	(776,469.90)	0.00	0.00	(1,245.90)	(497,115.94)	4.35
6710 Dollarway SD 2	0.00	225,161.42	0.00	15.34	140,586.05	0.00	0.00	(225,161.42)	0.00	0.00	(351.50)	(140,248.68)	1.21
6720 Athelmer Unified SD 22	0.00	11.85	0.00	3.98	18.31	0.00	0.00	(11.85)	0.00	0.00	(0.06)	(30.374.37)	0.00
6730 Watson Chapel SD 24	0.00	289,716.32	0.00	32.16	232,670.33	0.00	0.00	(289,716.32)	0.00	0.00	(581.76)	(232,118.80)	1.93
6740 White Hall SD 27	0.00	556,044.84	0.00	31.81	264,858.69	0.00	0.00	(556,044.84)	0.00	0.00	(662.22)	(264,226.08)	2.20
6750 Humphrey-Dewitt SD	0.00	17,570.43	6,556.98	0.00	8,305.54	0.00	0.00	(17,570.43)	0.00	0.00	(20.77)	(14,841.75)	0.00
6760 Arkansas Co SD 1	0.00	0.00	0.00	0.00	0.00	0.00	0.00	0.00	0.00	0.00	0.00	0.00	0.00
6800 Cousart Bayou	0.00	0.00	21.46	0.00	10.74	0.00	0.00	0.00	0.00	0.00	(0.01)	(32.19)	0.00
6801 Drainage District #4	0.00	0.00	0.00	0.00	0.00	0.00	0.00	0.00	0.00	0.00	0.00	0.00	0.00
6802 Drainage District #7	0.00	0.00	0.00	0.00	0.00	0.00	0.00	0.00	0.00	0.00	0.00	0.00	0.00
6803 Farrelly Lake Levee Dst	0.00	0.00	0.00	0.00	0.00	0.00	0.00	0.00	0.00	0.00	0.00	0.00	0.00
6804 Five Forks Drainage Dst	0.00	0.00	0.00	0.00	0.00	0.00	0.00	0.00	0.00	0.00	0.00	0.00	0.00
6805 Flat Bayou Drainage Dst	0.00	0.00	0.00	0.00	6.10	0.00	0.00	0.00	0.00	0.00	(0.01)	0.00	6.09
6806 Frenchtown-Auburn Levee	0.00	0.00	190.04	0.00	95.14	0.00	0.00	0.00	0.00	0.00	(0.12)	(285.05)	0.00
6807 Grady-Gould Watershed	0.00	0.00	128.87	0.00	129.03	0.00	0.00	0.00	0.00	0.00	(0.16)	(257.74)	0.00
6808 Harding Drainage Imp Dst	0.00	0.00	0.00	0.00	182.00	0.00	0.00	0.00	0.00	0.00	(0.23)	(181.77)	0.00
6810 Levee District #3	0.00	0.00	0.00	0.00	0.00	0.00	0.00	0.00	0.00	0.00	0.00	0.00	0.00
6811 New Gascony Levee Dst	0.00	0.00	0.00	0.00	0.00	0.00	0.00	0.00	0.00	0.00	0.00	0.00	0.00
6812 Pinewood Sewer Imp Dst	0.00	0.00	0.00	0.00	0.00	0.00	0.00	0.00	0.00	0.00	0.00	0.00	0.00
6813 Plum Bayou Levee Dst	0.00	0.00	0.00	0.00	222.40	0.00	0.00	0.00	0.00	0.00	(0.28)	(222.12)	0.00
6814 Plum Bayou Irrigation Dst	0.00	0.00	0.00	0.00	0.00	0.00	0.00	0.00	0.00	0.00	0.00	0.00	0.00
6815 Salt Bayou Drainage Dst	0.00	0.00	0.00	0.00	21.66	0.00	0.00	0.00	0.00	0.00	(0.03)	(21.63)	0.00
6817 Sub Dst 1 - Bradley Slough	0.00	0.00	0.00	0.00	2.70	0.00	0.00	0.00	0.00	0.00	0.00	0.00	2.70
6818 Suburbia Sewer Imp #11	12,327.82	0.00	0.00	1.48	0.00	0.00	0.00	0.00	0.00	0.00	0.00	0.00	12,329.30

Jefferson County Treasurer


General Ledger Balances by Fund -- Month 1 (FY2017)

2/6/2017 4:12 PM
Report Code: 3 - Full

Parameters: Date Range: 1/1/2017-1/31/2017 Selected Funds: 123 Summary

Fund - Revenue Code	Beginning Balance	Cash Receipts	Void Checks	Transfer In	Tax Transfer In	Com Earned	Void Receipts	Warrants Paid	Transfer Out	Tax Transfer Out	Com Charged	Other Checks	Ending Balance
6819 Timber Tax	0.00	0.00	0.00	0.00	94.25	0.00	0.00	0.00	0.00	0.00	(0.12)	(94.13)	0.00
6820 Waterloo Drainage Dst	0.00	0.00	0.00	0.00	63.21	0.00	0.00	0.00	0.00	0.00	(0.08)	(63.13)	0.00
6821 Bayou Mejo Water Mgmt Imp Dst	0.00	0.00	0.00	0.00	140.58	0.00	0.00	0.00	0.00	0.00	(0.18)	(140.40)	0.00
6822 County Estates POI Dst	0.00	0.00	0.00	0.00	0.00	0.00	0.00	0.00	0.00	0.00	0.00	0.00	0.00
6823 Sewer Improvement Dst #39	2,715.81	0.00	0.00	0.36	390.12	0.00	0.00	0.00	0.00	0.00	(0.49)	0.00	3,105.80
6824 Village At Redfield Project	0.00	0.00	0.00	0.00	0.00	0.00	0.00	0.00	0.00	0.00	0.00	0.00	0.00
6825 Long Lake Dm Dst	0.00	0.00	0.00	0.00	0.00	0.00	0.00	0.00	0.00	0.00	0.00	0.00	0.00
Totals for All Funds	8,017,387.13	\$5,336,111.72	\$54,418.93	\$654,207.73	\$1,953,382.44	\$31,835.37	(\$100,541.35)	(\$4,093,137.70)	(\$654,207.73)	(\$1,953,382.44)	(\$31,835.37)	(\$1,390,405.47)	7,823,833.26

Jefferson County Treasurer



Vonysha Goodwin
Jefferson County Treasurer

TREASURER'S CERTIFICATION

I, Vonysha Goodwin, Treasurer of Jefferson County, Arkansas, do hereby certify that the following report is true and correct to the best of my knowledge and belief.

Vonysha Goodwin, Subscribed and sworn to before me
this the 10 day of March, 2017.

**JEFFERSON COUNTY
TREASURER'S REPORT
Financial Highlights
January, 2017**

** NEW COLUMN

	1/1/2017	2/28/2017	2/29/2016	2017	2016	DIFF(-)+ AT A GLANCE
1 ALL FUNDS COMBINED						
2 BALANCE	8,017,387.13	7,527,013.32	7,020,339.31			
3 RECEIPTS		3,229,063.49	3,331,182.86	8,464,633.86	7,769,068.67	695,565.19
4 EXPENDITURES		3,525,883.43	3,560,639.57	8,955,007.67	9,084,464.47	(129,456.80)
5						
6 CO. GENERAL FUND-1000						
7 BALANCE	1,879,119.56	1,076,340.20	796,386.71			
8 REVENUE PROJECTIONS	9,760,050.00	9,760,050.00	10,446,620.00			
9 APPROPRIATION	8,687,626.27	8,745,021.81	9,106,278.77			
10 RECEIPTS		339,549.81	265,361.77	835,271.80	732,284.30	102,987.50
11 EXPENDITURES		855,580.87	777,503.93	1,638,051.16	1,648,889.03	(10,837.87)
12 AVAILABLE FOR APPROPRIATION		39,023.19	295,679.23			
13						
14 CO. ROAD FUND-2000						
15 BALANCE	1,002,307.73	887,383.94	670,843.84			
16 REVENUE PROJECTIONS	5,271,025.00	5,271,025.00	5,242,375.00			
17 APPROPRIATION	3,622,264.00	3,622,264.00	3,622,264.00			
18 RECEIPTS		266,073.59	238,244.50	537,049.82	497,914.38	39,135.44
19 EXPENDITURES		363,703.19	462,670.08	651,973.64	1,023,787.70	(371,814.06)
20 AVAILABLE FOR APPROPRIATION		1,121,658.50	1,095,873.50			
21						
22 CO. ADULT JAIL FUND-1813						
23 BALANCE	13,471.21	8.90	-			
24 REVENUE PROJECTIONS	4,102,700.00	4,102,700.00	4,364,500.00			
25 APPROPRIATION	3,971,000.00	3,971,000.00	3,971,000.00			
26 RECEIPTS		292,432.56	3,777,263.22	552,890.57	693,139.55	(140,248.98)
27 EXPENDITURES		323,868.69	377,274.31	566,352.88	717,296.67	(150,943.79)
28 AVAILABLE FOR APPROPRIATION		-278,570.00	393,500.00			
29						
30 DISTRICT COURT FUND-1819						
31 BALANCE	0.01	0.24	0.00			
32 REVENUE PROJECTIONS	486,668.00	486,668.00	486,668.00			
33 APPROPRIATION	486,668.00	486,668.00	486,668.00			
34 RECEIPTS		34,910.00	32,726.07	117,270.28	119,309.35	(2,039.07)
35 EXPENDITURES		37,260.22	32,726.60	117,270.05	119,309.44	(2,039.39)
36 AVAILABLE FOR APPROPRIATION		0.00	0.00			
37						
38						
39 JUVENILE JUSTICE FUND-1803						
40 BALANCE	67,278.84	2,496.70	39,313.05			
41 REVENUE PROJECTIONS	1,556,100.00	1,556,100.00	1,619,250.00			
42 APPROPRIATION	1,550,000.00	1,550,000.00	1,550,000.00			
43 RECEIPTS		159,742.52	205,860.94	252,820.91	356,881.56	(104,060.65)
44 EXPENDITURES		169,300.11	166,550.05	317,603.05	335,268.08	(17,665.03)
45 AVAILABLE FOR APPROPRIATION		-149,510.00	0.00			
46						
47 DETENTION FACILITIES M & O FUND-3017						
48 BALANCE	1,232,203.42	1,393,991.58	1,359,286.48			
49 REVENUE PROJECTIONS	2,636,000.00	2,636,000.00	3,955,330.95			
50 APPROPRIATION			2,416,000.00			
51 RECEIPTS		215,169.14	221,569.81	404,638.18	410,317.62	(5,679.44)
52 EXPENDITURES		175,228.01	353,447.26	242,850.02	407,362.09	(164,512.07)
53 AVAILABLE FOR APPROPRIATION			337,491.50			
54						
55 PUBLIC SAFETY SALES TAX FUND-1805						
56 BALANCE	464,273.77	499,485.29	300,399.25			
57 REVENUE PROJECTIONS	2,730,500.00	2,730,500.00	2,628,000.00			
58 APPROPRIATION	1,828,340.52	1,828,340.52	2,245,340.52			
59 RECEIPTS		221,482.01	226,763.57	416,278.14	420,650.60	(4,372.46)
60 EXPENDITURES		218,675.87	192,982.00	381,066.62	429,805.03	(48,738.41)
61 AVAILABLE FOR APPROPRIATION		629,109.48	82,000.00			
62						
63 INTEREST EARNED-6011		4,334.31	5,495.46	5,088.27	6,169.40	(1,081.13)

Bank Ledger

Jefferson County Treasurer

Bank Name	Account Num	Last Transaction Date	Balance (2/28/2017)
5001 - Simmons Bank	5001	3/8/2017	1,711,304.66
5003 - Relvance Bank	5003	3/8/2017	2,756,491.98
5005 - SFNB Federal Grants Account	5005	3/7/2017	109,154.18
5021 - SFNB Check/Warrant Account	5021	3/7/2017	0.00
5075 - SFNB T-Note; 2/26/2021 @1.125	5075	1/1/2017	500,000.00
5076 - SFNB T-Note; 3/30/21 @ 1.00	5076	1/1/2017	500,000.00
5077 - SFNB T-Note; 3/30/21 @ 1.125	5077	1/1/2017	500,000.00
5078 - SFNB T-Note #5078; 4/28/21 @1.125	5078	1/1/2017	500,000.00
5079 - SFNB T-Note; 4/28/23 1.25 Step	5079	1/1/2017	450,062.50
5067 - SFNB T-Note; 7/26/24 @1.500	5067	1/1/2017	500,000.00

General Ledger Balances by Fund -- Month 2 (FY2017)

3/9/2017 10:02 AM
Report Code: 3 - Full

Parameters: Date Range: 2/1/2017-2/28/2017 Selected Funds: 123 Summary

Fund - Revenue Code	Beginning Balance	Cash Receipts	Void Checks	Transfer In	Tax Transfer In	Com Earned	Void Receipts	Warrants Paid	Transfer Out	Tax Transfer Out	Com Charged	Other Checks	Ending Balance
1000 * County General Fund	1,592,371.26	159,844.38	138.46	39,420.88	144,538.70	0.00	(254.15)	(776,877.39)	(74,384.51)	0.00	(4,380.21)	(77.21)	1,076,340.20
1801 Mfg Revenue Bond	13,615.44	0.00	0.00	0.00	0.00	0.00	0.00	0.00	0.00	0.00	0.00	0.00	13,615.44
1803 * Juvenile Justice Center	12,054.29	50,442.22	193.62	109,300.30	0.00	0.00	0.00	(168,652.98)	0.00	0.00	(830.75)	0.00	2,486.70
1804 * Solid Waste Contract Fund	0.00	0.00	0.00	0.00	0.00	0.00	0.00	0.00	0.00	0.00	0.00	0.00	0.00
1805 * Sales Tax/Public Safety Fund	496,679.15	442,325.62	0.00	319.20	0.00	0.00	(221,162.81)	(70,039.27)	(144,206.95)	0.00	(4,429.64)	0.00	499,485.29
1806 * Jeff Co Adult Jail Medical Fund	61,763.71	0.00	0.00	47.97	0.00	0.00	0.00	0.00	0.00	0.00	(0.96)	0.00	61,810.72
1808 * Environmental Enforcement Officer	1,799.51	0.00	0.00	3,001.13	0.00	0.00	0.00	(1,718.24)	0.00	0.00	(0.02)	0.00	3,082.38
1809 * FINIS & Tuaney Fund	83,774.22	0.00	72.56	62.49	0.00	0.00	0.00	(6,053.58)	0.00	0.00	(1.25)	0.00	77,854.44
1810 * Jury Fees Fund	26,476.32	0.00	0.00	20.56	0.00	0.00	0.00	0.00	0.00	0.00	(0.41)	0.00	26,496.47
1811 * Postage Fund	406.78	0.00	0.00	6,000.98	0.00	0.00	0.00	(981.13)	0.00	0.00	0.00	0.00	5,426.63
1812 * Solid Waste	42,079.77	152,119.54	0.00	66.07	0.00	0.00	0.00	(67,095.42)	(3,000.00)	0.00	(2,248.76)	0.00	121,921.20
1813 * Jeff. Co. Adult Jail Fund	31,445.03	121,498.85	403.00	170,933.71	0.00	0.00	0.00	(321,841.52)	0.00	0.00	(2,430.17)	0.00	8.90
1814 Jeff Co Emergency Reserve Fund	30,624.04	0.00	0.00	0.00	0.00	0.00	0.00	0.00	0.00	0.00	0.00	0.00	30,624.04
1815 * Jeff Co Hosp Insurance	5,383.81	497.60	0.00	4.20	0.00	0.00	0.00	(221.92)	0.00	0.00	(0.08)	0.00	5,663.61
1816 Stop-Loss Insurance	2,436.21	0.00	0.00	0.00	0.00	0.00	0.00	(85,600.28)	0.00	0.00	0.00	0.00	2,436.21
1817 * Jeff Co Workers Comp	3.65	0.00	0.00	85,604.98	0.00	0.00	0.00	0.00	0.00	0.00	0.00	0.00	8.35
1818 * Jeff Co Unemploy Insurance	119.23	0.00	0.00	0.09	0.00	0.00	0.00	0.00	0.00	0.00	0.00	0.00	119.32
1819 * District Court Fund	2,350.46	0.00	0.00	34,910.00	0.00	0.00	0.00	(36,768.59)	(491.63)	0.00	0.00	0.00	0.24
1900 ** Tri-Co Drug Task Force Grant Fund	56,673.49	0.00	0.00	0.00	0.00	0.00	0.00	(4,417.95)	0.00	0.00	0.00	0.00	52,255.54
1901 ** Fins & Tuaney Grant Fund	51,495.00	0.00	0.00	0.00	0.00	0.00	0.00	(3,873.98)	0.00	0.00	0.00	0.00	47,621.02
2000 * County Road	985,013.54	243,945.28	0.00	723.42	31,436.02	0.00	(10,031.13)	(297,060.73)	(61,753.56)	0.00	(4,862.20)	(26.70)	887,383.94
3000 * Co. Treasurers Automation Fund	39,301.87	0.00	0.00	30.07	0.00	0.00	0.00	(688.85)	0.00	0.00	(0.50)	0.00	38,642.49
3001 * Collectors Auto Fund	151,372.31	0.00	0.00	117.41	0.00	0.00	0.00	(240.00)	0.00	0.00	(2.35)	0.00	151,247.37
3002 * Circuit Court Automation Fund	15,296.70	753.25	0.00	11.94	0.00	0.00	0.00	(1,057.98)	0.00	0.00	(15.31)	0.00	14,978.60
3004 Assessor's Amendment 79 Fund	49,790.46	0.00	0.00	38.67	0.00	0.00	0.00	0.00	0.00	0.00	(0.77)	0.00	49,828.36
3005 County Clerks Cost Fund	11,968.24	732.02	0.00	9.81	0.00	0.00	0.00	0.00	0.00	0.00	(14.84)	0.00	12,695.23
3006 * Recorders Cost Fund	5,146.79	20,577.00	0.00	14.55	0.00	0.00	0.00	(9,139.87)	0.00	0.00	(411.83)	0.00	16,186.64
3008 * Co Library	862,660.57	0.00	0.00	674.45	9,906.85	0.00	0.00	0.00	0.00	0.00	(211.53)	(12.46)	873,017.78
3012 Child Support Cost Fund	3,316.25	50.00	0.00	0.00	0.00	0.00	0.00	0.00	0.00	0.00	(1.00)	0.00	3,365.25

Jefferson County Treasurer

General Ledger Balances by Fund -- Month 2 (FY2017)

3/9/2017 10:02 AM
Report Code: 3 - Full

Parameters: Date Range: 2/1/2017-2/28/2017 Selected Funds: 123 Summary

Fund - Revenue Code	Beginning Balance	Cash Receipts	Void Checks	Transfer In	Tax Transfer In	Com Earned	Void Receipts	Warrants Paid	Transfer Out	Tax Transfer Out	Com Changed	Other Checks	Ending Balance
3017 Detention Facilities M & O Fund	1,354,050.45	215,169.14	0.00	0.00	0.00	0.00	0.00	0.00	(170,924.63)	0.00	(4,303.39)	0.00	1,393,991.58
3019 * Boating Safety & Enforcement	206.31	0.00	0.00	0.16	0.00	0.00	0.00	0.00	0.00	0.00	0.00	0.00	206.47
3020 * Emergency 9-1-1 Fund	1,235.91	1,026.20	0.00	1.60	0.00	0.00	0.00	0.00	0.00	0.00	(20.55)	0.00	2,243.16
3022 * Emergency Vehicle Fund	29,986.83	260.00	0.00	23.48	0.00	0.00	0.00	0.00	0.00	0.00	(5.67)	0.00	30,264.64
3025 * Pros Atty Victim Witness	111,294.42	1,938.71	0.00	5,037.27	0.00	0.00	0.00	(4,531.84)	0.00	0.00	(40.53)	0.00	113,698.03
3026 *Indigent Criminal Defense Fund	176,286.40	5,063.63	0.00	548.20	0.00	0.00	0.00	(3,645.38)	0.00	0.00	(90.18)	0.00	178,162.67
3027 District Court Cost	4,624.67	1,189.82	0.00	4,957.17	0.00	0.00	0.00	0.00	0.00	0.00	(23.93)	0.00	10,747.73
3028 * Adult Drug Ct Fund	31,470.34	70.00	0.00	24.46	0.00	0.00	0.00	(142.02)	0.00	0.00	(1.89)	0.00	31,420.89
3031 Circuit Ct Juve Div/Juve Pro Fee Fund	6,513.34	5,263.50	0.00	7.35	0.00	0.00	0.00	0.00	0.00	0.00	(105.42)	0.00	11,678.77
3032 Juvenile Ct Representation	4,904.60	0.00	0.00	0.00	0.00	0.00	0.00	0.00	0.00	0.00	0.00	0.00	4,904.60
3036 *Recycling Fund	21,421.68	5,510.77	153.23	10.73	0.00	0.00	0.00	(19,849.04)	0.00	0.00	(94.82)	0.00	7,152.55
3039 Circuit Clerk Commission Fund	7,934.65	50.00	0.00	6.20	0.00	0.00	0.00	0.00	0.00	0.00	(1.12)	0.00	7,989.73
3401 * Juvenile Justice Education	362,470.49	47,866.05	0.00	271.46	0.00	0.00	0.00	(53,361.67)	0.00	0.00	(5.43)	0.00	357,260.90
3402 * Reserve Fund-Rural Fire Protection	60,010.00	0.00	0.00	0.00	0.00	0.00	0.00	0.00	0.00	0.00	0.00	0.00	60,010.00
3403 * MECA (Metro Emer Comm Assn)	96,971.40	6,156.28	25.90	0.00	0.00	0.00	0.00	(130,005.30)	0.00	0.00	(1.14)	0.00	18,242.34
3404 9-1-1 Emergency Sys Reserve	208,634.06	0.00	0.00	162.03	0.00	0.00	0.00	0.00	0.00	0.00	(3.24)	0.00	208,792.85
3405 9-1-1 CMRS Fund	137,357.77	0.00	0.00	106.68	0.00	0.00	0.00	0.00	0.00	0.00	(2.13)	0.00	137,462.32
3409 Jail Operation Fund	10,468.36	10,527.23	0.00	166.09	0.00	0.00	0.00	0.00	0.00	0.00	(210.86)	0.00	20,960.82
3410 Judicial Enhancement	1,171.71	0.00	0.00	0.91	0.00	0.00	0.00	0.00	0.00	0.00	(0.02)	0.00	1,172.60
3411 * Economic Development Sales Tax	0.00	322,753.71	0.00	0.00	0.00	0.00	0.00	(322,753.71)	0.00	0.00	0.00	0.00	0.00
3412 1st Div Ct Jury Assess Fee	0.00	0.00	0.00	0.00	0.00	0.00	0.00	0.00	0.00	0.00	0.00	0.00	0.00
3414 Waste Tire Fclty Closure Cost Fund	3,740.00	0.00	0.00	0.00	0.00	0.00	0.00	0.00	0.00	0.00	0.00	0.00	3,740.00
3501 * Courthouse Sec Fund	790.16	0.00	0.00	0.00	0.00	0.00	0.00	0.00	0.00	0.00	0.00	0.00	790.16
3502 * Victims Of Crime Fund	23,512.65	8,703.87	0.00	9.34	0.00	0.00	0.00	(10,432.93)	0.00	0.00	0.00	0.00	21,792.93
3505 ** JC Drug Ct Accountability Grant Fund	10,181.35	0.00	0.00	0.00	0.00	0.00	0.00	(904.41)	0.00	0.00	0.00	0.00	9,276.94
3506 **Fire Prevention & Safety Fund	0.68	0.00	0.00	0.00	0.00	0.00	0.00	0.00	0.00	0.00	0.00	0.00	0.68
3508 * Organized Crime Enf (Old LLEBG)	49,810.05	887.60	0.00	0.00	0.00	0.00	0.00	0.00	0.00	0.00	0.00	0.00	50,677.63
3509 * Justice Equitable Sharing Program Grant	196,381.25	1,932.94	0.00	0.00	0.00	0.00	0.00	0.00	0.00	0.00	0.00	0.00	198,314.19
3510 * Recycling Res Recovery Grant Fund	4,375.62	1,020.78	0.00	0.00	0.00	0.00	0.00	0.00	0.00	0.00	0.00	0.00	5,396.40

Jefferson County Treasurer

General Ledger Balances by Fund -- Month 2 (FY2017)

3/9/2017 10:02 AM
Report Code: 3 - Full

Parameters: Date Range: 2/1/2017-2/28/2017 Selected Funds: 123 Summary

Fund - Revenue Code	Beginning Balance	Cash Receipts	Void Checks	Transfer In	Tax Transfer In	Com Earned	Void Receipts	Warrants Paid	Transfer Out	Tax Transfer Out	Com Charged	Other Checks	Ending Balance
3512 E-Waste Grant Fund	0.00	0.00	0.00	0.00	0.00	0.00	0.00	0.00	0.00	0.00	0.00	0.00	0.00
4800 * Jeff Co Construction	46,187.60	0.00	0.00	36.87	0.00	0.00	0.00	0.00	0.00	0.00	(0.72)	0.00	46,222.75
4801 * Jeff Co Courthouse Bldg	513.69	0.00	0.00	0.40	0.00	0.00	0.00	0.00	0.00	0.00	(0.01)	0.00	514.08
6000 Treasurer's Commission	0.00	0.00	0.00	0.00	0.00	27,221.55	0.00	0.00	(27,221.55)	0.00	0.00	0.00	0.00
6002 10% Holdback	0.00	0.00	0.00	0.00	0.00	0.00	0.00	0.00	0.00	0.00	0.00	0.00	0.00
6003 Property Tax Relief Fund	0.00	18,845.66	0.00	0.00	0.00	0.00	0.00	0.00	0.00	(18,845.66)	0.00	0.00	0.00
6004 Delinquent Personal Tax	0.00	0.00	0.00	0.00	220,690.97	0.00	0.00	0.00	0.00	(220,690.97)	0.00	0.00	0.00
6005 Delinquent Real Estate Tax	0.00	0.00	0.00	0.00	133,207.00	0.00	0.00	0.00	0.00	(133,207.00)	0.00	0.00	0.00
6007 State Land Redemption	0.00	87,237.39	0.00	0.00	0.00	0.00	0.00	0.00	0.00	(87,237.39)	0.00	0.00	0.00
6009 * Law Library	50,453.61	5,491.40	0.00	669.75	0.00	0.00	0.00	0.00	(14.26)	0.00	(110.67)	0.00	52,755.11
6010 Jefferson Co. Admin Of Justice	0.00	26,973.00	0.00	0.00	0.00	0.00	0.00	0.00	(22,239.14)	0.00	(539.46)	(4,194.40)	0.00
6011 Interest Earned	0.00	4,334.31	0.00	0.00	0.00	0.00	0.00	0.00	(4,334.31)	0.00	0.00	0.00	0.00
6013 Common School - Unapportioned	0.00	0.00	0.00	0.00	0.00	0.00	0.00	0.00	0.00	0.00	0.00	0.00	0.00
6016 County Fire Protection Premium Tax Fund	0.00	0.00	0.00	0.00	0.00	0.00	0.00	0.00	0.00	0.00	0.00	0.00	0.00
6400 Advance Tax Collector	160,000.00	1,097,945.27	0.00	0.00	0.00	0.00	0.00	0.00	0.00	(806,945.27)	0.00	0.00	451,000.00
6407 Delinquent Lot Clearance	0.00	0.00	0.00	0.00	0.00	22.26	0.00	0.00	0.00	(22.26)	0.00	0.00	0.00
6408 Delinquent Utility Tax	0.00	0.00	0.00	0.00	0.00	0.00	0.00	0.00	0.00	0.00	0.00	0.00	0.00
6409 Delinquent Improvement Tax	0.00	0.00	0.00	0.00	0.00	0.00	0.00	0.00	0.00	0.00	0.00	0.00	0.00
6410 Tax Protest Fund	0.00	0.00	0.00	0.00	0.00	729.31	0.00	0.00	0.00	(729.31)	0.00	0.00	0.00
6600 Pine Bluff - General	0.00	0.00	0.00	0.00	0.00	0.00	0.00	0.00	0.00	0.00	0.00	0.00	0.00
6601 Pine Bluff - Road	0.63	0.00	0.00	7.33	44,125.72	0.00	0.00	0.00	0.00	0.00	(110.33)	(44,016.09)	7.31
6602 Pine Bluff - Library	0.26	0.00	0.00	2.19	13,178.70	0.00	0.00	0.00	0.00	0.00	(32.95)	(13,145.96)	2.18
6603 Pine Bluff - Policemen	0.21	0.00	0.00	2.33	14,057.25	0.00	0.00	0.00	0.00	0.00	(35.14)	(14,022.33)	2.32
6604 Pine Bluff - Firemen	0.13	0.00	0.00	1.45	8,749.99	0.00	0.00	0.00	0.00	0.00	(21.87)	(8,728.25)	1.45
6605 Pine Bluff - Bonds	0.13	0.00	0.00	1.45	8,749.99	0.00	0.00	0.00	0.00	0.00	(21.87)	(8,728.25)	1.45
6606 Athelmer - General	0.01	0.00	0.00	0.13	806.82	0.00	0.00	0.00	0.00	0.00	(2.02)	(804.81)	0.13
6610 Athelmer - Road	0.00	0.00	0.00	0.04	242.03	0.00	0.00	0.00	0.00	0.00	(0.60)	(241.43)	0.04
6620 Humphrey - General	0.01	0.00	0.00	0.04	223.23	0.00	0.00	0.00	0.00	0.00	(0.56)	(222.69)	0.04
6630 Redfield - General	0.03	0.00	0.00	0.26	1,562.80	0.00	0.00	0.00	0.00	0.00	(3.91)	(1,558.92)	0.26

Jefferson County Treasurer

General Ledger Balances by Fund -- Month 2 (FY2017)

3/9/2017 10:02 AM
Report Code: 3 - Full

Parameters: Date Range: 2/1/2017-2/28/2017 Selected Funds: 123 Summary

Fund - Revenue Code	Beginning Balance	Cash Receipts	Void Checks	Transfer In	Tax Transfer In	Com Earned	Void Receipts	Warrants Paid	Transfer Out	Tax Transfer Out	Com Charged	Other Checks	Ending Balance
6631 Redfield - Road	0.01	0.00	0.00	0.00	0.01	0.00	0.00	0.00	0.00	0.00	(1.17)	(467.58)	0.08
6640 Sherrill - General	0.00	0.00	0.00	0.00	0.01	0.00	0.00	0.00	0.00	0.00	(0.10)	(41.46)	0.01
6650 Wabbasaka - General	0.00	0.00	19.95	0.02	135.17	0.00	0.00	0.00	0.00	0.00	(0.34)	(154.76)	0.02
6660 White Hall - General	0.11	0.00	0.00	1.25	7,535.63	0.00	0.00	0.00	0.00	0.00	(18.85)	(7,516.89)	1.25
6661 White Hall - Road	0.03	0.00	0.00	0.38	2,260.68	0.00	0.00	0.00	0.00	0.00	(5.66)	(2,255.05)	0.38
6700 Pine Bluff SD 3	4.35	173,887.55	0.00	48.27	290,767.19	0.00	0.00	(173,887.55)	0.00	0.00	(727.04)	(290,044.62)	48.15
6710 Dallarway SD 2	1.21	45,487.64	0.00	12.34	74,420.67	0.00	0.00	(45,487.64)	0.00	0.00	(186.07)	(74,235.84)	12.31
6720 Atholmer Unified SD 22	0.00	0.00	0.00	0.00	0.00	0.00	0.00	0.00	0.00	0.00	0.00	0.00	0.00
6730 Watson Chapel SD 24	1.93	84,413.14	0.00	19.16	115,426.14	0.00	0.00	(84,413.14)	0.00	0.00	(288.62)	(115,139.50)	19.11
6740 White Hall SD 27	2.20	87,312.96	0.00	22.75	137,247.67	0.00	0.00	(87,312.96)	0.00	0.00	(343.18)	(136,906.75)	22.69
6750 Humphrey-DeWitt SD	0.00	4,407.27	0.00	1.11	6,715.84	0.00	0.00	(4,407.27)	0.00	0.00	(16.79)	(6,699.05)	1.11
6760 Arkansas Co SD 1	0.00	0.00	0.00	0.00	0.00	0.00	0.00	0.00	0.00	0.00	0.00	0.00	0.00
6800 Cousart Bayou	0.00	0.00	0.00	0.00	3.12	0.00	0.00	0.00	0.00	0.00	0.00	(3.12)	0.00
6801 Drainage District #4	0.00	0.00	0.00	0.00	0.00	0.00	0.00	0.00	0.00	0.00	0.00	0.00	0.00
6802 Drainage District #7	0.00	0.00	0.00	0.00	0.00	0.00	0.00	0.00	0.00	0.00	0.00	0.00	0.00
6803 Farrelly Lake Levee Dst	0.00	0.00	0.00	0.00	0.00	0.00	0.00	0.00	0.00	0.00	0.00	0.00	0.00
6804 Five Forks Drainage Dst	0.00	0.00	0.00	0.00	0.00	0.00	0.00	0.00	0.00	0.00	0.00	0.00	0.00
6805 Flat Bayou Drainage Dst	6.05	0.00	0.00	0.01	46.39	0.00	0.00	0.00	0.00	0.00	(0.06)	(46.33)	0.01
6806 Frenchtown-Auburn Levee	0.00	0.00	0.00	0.00	1.57	0.00	0.00	0.00	0.00	0.00	0.00	(1.57)	0.00
6807 Grady-Gould Watershed	0.00	0.00	0.00	0.00	0.00	0.00	0.00	0.00	0.00	0.00	(0.09)	(71.11)	0.01
6808 Harding Drainage Imp Dst	0.00	0.00	0.00	0.01	71.20	0.00	0.00	0.00	0.00	0.00	0.00	0.00	0.00
6810 Levee District #3	0.00	0.00	0.00	0.00	0.00	0.00	0.00	0.00	0.00	0.00	0.00	0.00	0.00
6811 New Gascoy Levee Dst	0.00	0.00	0.00	0.00	0.00	0.00	0.00	0.00	0.00	0.00	0.00	0.00	0.00
6812 Pinewood Sewer Imp Dst	0.00	0.00	0.00	0.00	0.00	0.00	0.00	0.00	0.00	0.00	0.00	0.00	0.00
6813 Plum Bayou Levee Dst	0.00	0.00	0.00	0.01	35.78	0.00	0.00	0.00	0.00	0.00	(0.04)	(35.74)	0.01
6814 Plum Bayou Irrigation Dst	0.00	0.00	0.00	0.00	0.00	0.00	0.00	0.00	0.00	0.00	0.00	0.00	0.00
6815 Salt Bayou Drainage Dst	0.00	0.00	0.00	0.00	0.00	0.00	0.00	0.00	0.00	0.00	0.00	0.00	0.00
6817 Sub Dst 1 - Bradley Slough	2.70	0.00	0.00	0.00	11.86	0.00	0.00	0.00	0.00	0.00	(0.01)	(11.85)	0.00
6818 Suburbia Sewer Imp #11	12,329.30	0.00	0.00	9.58	0.00	0.00	0.00	0.00	0.00	0.00	(0.01)	(2.70)	0.00


Jefferson County Treasurer

General Ledger Balances by Fund -- Month 2 (FY2017)

Parameters: Date Range: 2/1/2017-2/28/2017 Selected Funds: 123 Summary

Fund - Revenue Code	Beginning Balance	Cash Receipts	Void Checks	Transfer In	Tax Transfer In	Com Earned	Void Receipts	Warrants Paid	Transfer Out	Tax Transfer Out	Com Charged	Other Checks	Ending Balance
6819 Timber Tax	0.00	0.00	0.00	0.00	0.03	204.20	0.00	0.00	0.00	0.00	(0.25)	(203.95)	0.03
6820 Waterloo Drainage Dist	0.00	0.00	0.00	0.00	0.00	0.00	0.00	0.00	0.00	0.00	0.00	0.00	0.00
6821 Bayou Meto Water Mgmt Imp Dist	0.00	0.00	0.00	0.01	56.71	0.00	0.00	0.00	0.00	0.00	(0.07)	(56.64)	0.01
6822 Country Estates POI Dist	0.00	0.00	0.00	0.00	0.00	0.00	0.00	0.00	0.00	0.00	0.00	0.00	0.00
6823 Sewer Improvement Dist #39	3,105.80	0.00	0.00	2.41	0.00	0.00	0.00	0.00	0.00	0.00	0.00	0.00	3,108.21
6824 Village At Redfield Project	0.00	0.00	0.00	0.00	0.00	0.00	0.00	0.00	0.00	0.00	0.00	0.00	0.00
6825 Long Lake Dm Dist	0.00	0.00	0.00	0.00	0.00	0.00	0.00	0.00	0.00	0.00	0.00	0.00	0.00
Totals for All Funds	7,823,833.26	\$3,480,511.58	\$1,016.05	\$508,570.54	\$1,267,677.86	\$27,221.55	(\$231,448.09)	(\$2,797,219.27)	(\$508,570.54)	(\$1,267,677.86)	(\$27,221.55)	(\$729,680.21)	7,527,013.32

Jefferson County Treasurer



Vonysha Goodwin

Jefferson County Treasurer

TREASURER'S CERTIFICATION

I, Vonysha Goodwin, Treasurer of Jefferson County, Arkansas, do hereby certify that the following report is true and correct to the best of my knowledge and belief.

Vonysha Goodwin, Subscribed and sworn to before me
this the 6th day of April, 2017.

**JEFFERSON COUNTY
TREASURER'S REPORT
Financial Highlights
March, 2017**

** NEW COLUMN

	1/1/2017	3/31/2017	3/31/2016	2017	2016	DIFF(-)+ AT A GLANCE
ALL FUNDS COMBINED						
BALANCE	8,017,387.13	8,836,186.74	6,840,703.09			
RECEIPTS		4,942,622.84	3,605,585.63	13,407,256.70	11,374,654.30	2,032,602.40
EXPENDITURES		3,633,449.42	3,785,221.85	12,588,457.09	12,869,686.32	(281,229.23)
CO. GENERAL FUND-1000						
BALANCE	1,879,119.56	632,381.15	323,218.74			
REVENUE PROJEC	9,760,050.00	9,760,050.00	10,446,620.00			
APPROPRIATION	8,687,626.27	8,745,021.81	9,106,278.77			
RECEIPTS		377,718.05	460,486.26	1,212,989.85	1,192,770.56	20,219.29
EXPENDITURES		821,677.10	933,654.23	2,459,728.26	2,585,543.26	(125,815.00)
AVAILABLE FOR APPROPRIATION		39,023.19	295,679.23			
CO. ROAD FUND-2000						
BALANCE	1,002,307.73	763,236.12	646,045.11			
REVENUE PROJEC	5,271,025.00	5,271,025.00	5,242,375.00			
APPROPRIATION	3,622,264.00	3,622,264.00	3,622,264.00			
RECEIPTS		256,855.03	229,508.30	793,904.85	727,553.80	66,351.05
EXPENDITURES		381,002.85	254,438.15	1,032,976.49	1,278,225.85	(245,249.36)
AVAILABLE FOR APPROPRIATION		1,121,658.50	1,095,873.50			
CO. ADULT JAIL FUND-1813						
BALANCE	13,471.21	0.43	23.69			
REVENUE PROJEC	4,102,700.00	4,102,700.00	4,364,500.00			
APPROPRIATION	3,971,000.00	3,971,000.00	3,971,000.00			
RECEIPTS		313,581.64	266,662.29	866,472.21	959,801.84	(93,329.63)
EXPENDITURES		313,590.11	266,638.60	879,942.99	983,935.27	(103,992.28)
AVAILABLE FOR APPROPRIATION		-278,570.00	393500.00			
DISTRICT COURT FUND-1819						
BALANCE	0.01	0.00	0.02			
REVENUE PROJEC	486,668.00	486,668.00	486,668.00			
APPROPRIATION	486,668.00	486,668.00	486,668.00			
RECEIPTS		30,410.48	27,576.35	147,680.76	146,885.70	795.06
EXPENDITURES		30,410.72	27,576.33	147,680.77	146,885.77	795.00
AVAILABLE FOR APPROPRIATION		0.00	0.00			
JUVENILE JUSTICE FUND-1803						
BALANCE	67,278.84	19,793.43	5.11			
REVENUE PROJEC	1,556,100.00	1,556,100.00	1,619,250.00			
APPROPRIATION	1,550,000.00	1,550,000.00	1,550,000.00			
RECEIPTS		160,508.50	112,049.56	413,329.41	468,931.12	(55,601.71)
EXPENDITURES		143,211.77	151,357.50	460,814.82	486,625.58	(25,810.76)
AVAILABLE FOR APPROPRIATION		-149,510.00	0.00			
DETENTION FACILITIES M & O FUND-3017						
BALANCE	1,232,203.42	1,284,250.55	1,342,575.30			
REVENUE PROJEC	2,636,000.00	2,636,000.00	3,955,330.95			
APPROPRIATION			2,416,000.00			
RECEIPTS		185,101.73	180,966.69	589,739.91	591,284.31	(1,544.40)
EXPENDITURES		294,842.76	197,677.87	537,692.78	605,039.96	(67,347.18)
AVAILABLE FOR APPROPRIATION			337491.50			
PUBLIC SAFETY SALES TAX FUND-1805						
BALANCE	464,273.77	529,842.03	296,429.26			
REVENUE PROJEC	2,730,500.00	2,730,500.00	2,628,000.00			
APPROPRIATION	1,828,340.52	1,828,340.52	2,245,340.52			
RECEIPTS		192,197.16	184,531.97	608,475.30	605,182.57	3,292.73
EXPENDITURES		161,840.42	188,501.96	542,907.04	618,306.99	(75,399.95)
AVAILABLE FOR APPROPRIATION		629,109.48	82000.00			
INTEREST EARNED-6011						
		3,471.19	8,311.01	8,559.46	7,889.14	670.32

Bank Ledger

Jefferson County Treasurer

Bank Name	Account Num	Last Transaction Date	Balance (3/31/2017)
5001 - Simmons Bank	5001	4/6/2017	2,966,995.67
5003 - Reliance Bank	5003	3/31/2017	2,753,135.13
5005 - SFNB Federal Grants Account	5005	4/6/2017	165,768.44
5021 - SFNB Check/Warrant Account	5021	4/6/2017	225.00
5075 - SFNB T-Note; 2/26/2021 @1.125	5075	1/1/2017	500,000.00
5076 - SFNB T-Note; 3/30/21 @ 1.00	5076	1/1/2017	500,000.00
5077 - SFNB T-Note; 3/30/21 @ 1.125	5077	1/1/2017	500,000.00
5078 - SFNB T-Note; 4/28/21 @1.125	5078	1/1/2017	500,000.00
5079 - SFNB T-Note; 4/28/23 1.25 Step	5079	1/1/2017	450,062.50
5067 - SFNB T-Note; 7/26/24 @1.500	5067	1/1/2017	500,000.00
Tot:			\$8,836,186.74

General Ledger Balances by Fund -- Month 3 (FY2017)

4/6/2017 12:00 PM
Report Code: 3 - Full

Parameters: Date Range: 3/1/2017-3/31/2017 Selected Funds: 128 Summary

Fund - Revenue Code	Beginning Balance	Cash Receipts	Void Checks	Transfer In	Tax Transfer In	Com Earned	Void Receipts	Warrants Paid	Transfer Out	Tax Transfer Out	Com Charged	Other Checks	Ending Balance
1000 * County General Fund	1,076,340.20	155,162.69	871.77	38,249.27	184,693.62	0.00	(377.53)	(753,507.63)	(62,370.60)	0.00	(6,160.07)	(510.57)	632,381.15
1801 Mfg Revenue Bond	13,615.44	0.00	0.00	0.00	0.00	0.00	0.00	0.00	0.00	0.00	0.00	0.00	13,615.44
1803 * Juvenile Justice Center	2,496.70	95,013.73	0.00	65,494.77	0.00	0.00	0.00	(141,482.91)	0.00	0.00	(1,728.86)	0.00	19,793.43
1804 * Solid Waste Contract Fund	0.00	0.00	0.00	202,998.84	0.00	0.00	0.00	(202,998.84)	0.00	0.00	0.00	0.00	0.00
1805 * Sales Tax/Public Safety Fund	499,485.29	191,673.85	0.00	323.31	0.00	0.00	0.00	(62,218.39)	(95,810.40)	0.00	(3,811.63)	0.00	529,842.03
1806 * Jeff Co Adult Jail Medical Fund	61,610.72	0.00	0.00	43.24	0.00	0.00	0.00	0.00	0.00	0.00	(0.86)	0.00	61,653.10
1808 * Environmental Enforcement Officer	3,082.38	0.00	0.00	1.48	0.00	0.00	0.00	(1,773.80)	0.00	0.00	(0.03)	0.00	1,310.03
1809 * FINS & Traney Fund	77,954.44	11,500.00	0.00	55.25	0.00	0.00	0.00	(9,627.75)	0.00	0.00	(1.11)	0.00	79,780.83
1810 * Jury Fees Fund	26,496.47	0.00	0.00	18.39	0.00	0.00	0.00	(228.27)	0.00	0.00	(0.37)	0.00	26,286.22
1811 * Postage Fund	5,426.63	0.00	0.00	10,600.37	0.00	0.00	0.00	(14,425.07)	0.00	0.00	0.00	0.00	1,601.93
1812 * Solid Waste	121,921.20	114,954.12	0.00	55.47	0.00	0.00	0.00	(23,025.14)	(202,998.84)	0.00	(2,153.90)	0.00	8,752.91
1813 * Jeff. Co. Adult Jail Fund	8.90	22,440.47	10,741.28	291,141.17	0.00	0.00	0.00	(323,882.57)	0.00	0.00	(448.82)	0.00	0.43
1814 Jeff Co Emergency Reserve Fund	30,624.04	0.00	0.00	0.00	0.00	0.00	0.00	0.00	0.00	0.00	0.00	0.00	30,624.04
1815 * Jeff Co Hosp Insurance	5,663.61	2,114.04	0.00	4.64	0.00	0.00	0.00	(110.96)	0.00	0.00	(0.09)	0.00	7,671.24
1816 Stop-Loss Insurance	2,436.21	0.00	0.00	0.00	0.00	0.00	0.00	0.00	0.00	0.00	0.00	0.00	2,436.21
1817 * Jeff Co Workers Comp	8.35	0.00	0.00	23,346.05	0.00	0.00	0.00	(23,345.53)	0.00	0.00	(0.01)	0.00	8.87
1818 * Jeff Co Unemploy Insurance	119.32	0.00	0.00	0.08	0.00	0.00	0.00	0.00	0.00	0.00	0.00	0.00	119.40
1819 * District Court Fund	0.24	90.00	0.00	30,320.48	0.00	0.00	0.00	(30,410.72)	0.00	0.00	0.00	0.00	0.00
1900 ** Tri-Co Drug Task Force Grant Fund	52,255.54	8,492.48	0.00	0.00	0.00	0.00	0.00	(3,952.24)	0.00	0.00	0.00	0.00	56,795.78
1901 ** Fins & Traney Grant Fund	47,621.02	0.00	0.00	0.00	0.00	0.00	0.00	(2,908.55)	0.00	0.00	0.00	0.00	44,712.47
2000 * County Road	887,383.94	196,976.40	2,451.00	24,945.40	34,933.23	0.00	0.00	(379,026.27)	0.00	0.00	(4,416.20)	(11.38)	763,236.12
3000 * Co. Treasurers Automation Fund	38,642.49	0.00	0.00	5,936.05	0.00	0.00	0.00	(15,663.12)	0.00	0.00	(0.61)	0.00	28,894.82
3001 *Collectors Auto Fund	151,247.37	0.00	0.00	105.67	0.00	0.00	0.00	(240.00)	0.00	0.00	(2.11)	0.00	151,110.93
3002 * Circuit Court Automation Fund	14,978.60	1,282.53	0.00	11.01	0.00	0.00	0.00	(1,067.98)	0.00	0.00	(25.87)	0.00	15,178.29
3004 Assessor's Amendment 79 Fund	49,828.36	0.00	0.00	34.86	0.00	0.00	0.00	0.00	0.00	0.00	(0.70)	0.00	49,862.52
3005 County Clerks Cost Fund	12,695.23	1,150.70	0.00	9.62	0.00	0.00	0.00	0.00	0.00	0.00	(23.20)	0.00	13,832.55
3006 *Recorders Cost Fund	16,186.64	23,605.00	0.00	23.89	0.00	0.00	0.00	(2,124.17)	0.00	0.00	(472.58)	0.00	37,218.78
3008 * Co Library	873,017.78	0.00	0.00	555.01	10,647.16	0.00	0.00	(147,750.00)	0.00	0.00	(224.06)	(5.31)	736,240.58
3012 Child Support Cost Fund	3,585.25	61.00	0.00	0.00	0.00	0.00	0.00	0.00	0.00	0.00	(1.22)	0.00	3,425.03

Jefferson County Treasurer

General Ledger Balances by Fund -- Month 3 (FY2017)

4/6/2017 12:00 PM
Report Code: 3 - Full

Fund - Revenue Code	Beginning Balance	Cash Receipts	Void Checks	Transfer Tax		Com Earned	Void Receipts	Warrants Paid	Transfer Out	Tax Transfer Out	Com Charged	Other Checks	Ending Balance
				In	In								
3017 Detention Facilities M & O Fund	1,393,991.73	185,101.73	0.00	0.00	0.00	0.00	0.00	0.00	(291,140.73)	0.00	(3,702.03)	0.00	1,284,250.55
3019 * Boating Sty & Enforcement	206.47	0.00	847.56	0.14	0.00	0.00	0.00	(862.56)	0.00	0.00	0.00	0.00	191.61
3020 * Emergency 9-1-1 Fund	2,243.16	11,873.66	0.00	4.30	0.00	0.00	0.00	0.00	0.00	0.00	(237.56)	0.00	13,883.76
3022 * Emergency Vehicle Fund	30,264.64	4,820.00	0.00	23.73	0.00	0.00	0.00	0.00	0.00	0.00	(96.87)	0.00	35,011.50
3025 * Pros Atty Victim Witness	113,698.03	0.00	0.00	3,954.80	0.00	0.00	0.00	(4,286.27)	0.00	0.00	(1.59)	0.00	113,364.97
3026 *Indigent Criminal Defense Fund	178,162.67	6,308.44	225.00	447.58	0.00	0.00	0.00	(3,047.41)	0.00	0.00	(128.72)	0.00	181,967.56
3027 District Court Cost	10,747.73	1,189.82	0.00	3,886.27	0.00	0.00	0.00	0.00	0.00	0.00	(23.99)	0.00	15,799.53
3028 * Adult Drug Ct Fund	31,420.66	314.90	0.00	22.16	0.00	0.00	0.00	0.00	0.00	0.00	(6.74)	0.00	31,751.21
3031 Circuit Ct Juve Div/Juve Pro Fee Fund	11,578.77	14,378.50	0.00	17.39	0.00	0.00	0.00	0.00	0.00	0.00	(287.92)	0.00	25,786.74
3032 Juvenile Ct Representation	4,904.66	0.00	0.00	0.00	0.00	0.00	0.00	0.00	0.00	0.00	0.00	0.00	4,904.60
3036 *Recycling Fund	7,152.55	20,012.98	1,305.26	6.10	0.00	0.00	0.00	(25,424.35)	0.00	0.00	(38.11)	0.00	3,014.43
3039 Circuit Clerk Commission Fund	7,989.73	83.00	0.00	5.64	0.00	0.00	0.00	0.00	0.00	0.00	(1.77)	0.00	8,076.80
3042 Assessor's Late Assessment Fee Fund	0.00	0.00	0.00	0.00	0.00	0.00	0.00	0.00	0.00	0.00	0.00	0.00	0.00
3401 * Juvenile Justice Education	357,260.90	95,772.10	0.00	256.28	0.00	0.00	0.00	(52,173.44)	0.00	0.00	(5.13)	0.00	401,110.71
3402 * Reserve Fund-Rural Fire Protection	60,010.00	0.00	0.00	0.00	0.00	0.00	0.00	0.00	0.00	0.00	0.00	0.00	60,010.00
3403 * MECA (Metro Emer Comm Assn)	18,242.34	192,217.84	3,265.02	58,088.84	0.00	0.00	0.00	(132,318.42)	0.00	0.00	(0.40)	0.00	139,495.22
3404 9-1-1 Emergency Sys Reserve	208,792.85	0.00	0.00	146.05	0.00	0.00	0.00	0.00	0.00	0.00	(2.92)	0.00	208,935.99
3405 9-1-1 CMRS Fund	137,462.32	102,813.57	0.00	124.52	0.00	0.00	0.00	0.00	(35,550.00)	0.00	(2,058.76)	0.00	202,791.65
3409 Jail Operation Fund	20,950.82	10,527.23	0.00	137.89	0.00	0.00	0.00	0.00	0.00	0.00	(210.95)	0.00	31,404.99
3410 Judicial Enhancement	1,172.60	0.00	0.00	0.82	0.00	0.00	0.00	0.00	0.00	0.00	(10.02)	0.00	1,173.40
3411 * Economic Development Sales Tax	0.00	277,652.59	0.00	0.00	0.00	0.00	0.00	0.00	0.00	0.00	0.00	0.00	277,652.59
3412 1st Div Ct Ct Jury Assess Fee	0.00	0.00	0.00	0.00	0.00	0.00	0.00	0.00	0.00	0.00	0.00	0.00	0.00
3414 Waste Tire Felty Closure Cost Fund	3,740.00	0.00	0.00	0.00	0.00	0.00	0.00	0.00	0.00	0.00	0.00	0.00	3,740.00
3501 * Courthouse Sec Fund	790.16	0.00	0.00	0.00	0.00	0.00	0.00	0.00	0.00	0.00	0.00	0.00	790.16
3502 * Victims Of Crime Fund	21,792.93	9,658.33	0.00	0.00	0.00	0.00	0.00	(8,305.01)	0.00	0.00	0.00	0.00	23,145.25
3505 ** JC Drug Ct Accountability Gnt Fund	9,276.94	58,903.00	0.00	0.00	0.00	0.00	0.00	(3,920.43)	0.00	0.00	0.00	0.00	64,259.51
3506 **Fire Prevention & Safety Fund	0.68	0.00	0.00	0.00	0.00	0.00	0.00	0.00	0.00	0.00	0.00	0.00	0.68
3508 * Organized Crime Enf (Old LLEBG)	50,677.63	2,736.22	0.00	0.00	0.00	0.00	0.00	0.00	0.00	0.00	0.00	0.00	53,413.85
3509 *Justice Equitable Sharing Program Grant	198,314.19	11,316.65	0.00	0.00	0.00	0.00	0.00	0.00	0.00	0.00	0.00	0.00	209,630.84

Jefferson County Treasurer

General Ledger Balances by Fund -- Month 3 (FY2017)

4/6/2017 12:00 PM
Report Code: 3 - Full

Parameters: Date Range: 3/1/2017-3/31/2017 Selected Funds: 128 Summary

Fund - Revenue Code	Beginning Balance	Cash Receipts	Void Checks	Transfer In	Tax Transfer In	Com Earned	Void Receipts	Warrants Paid	Transfer Out	Tax Transfer Out	Com Charged	Other Checks	Ending Balance
3510 * Recycling Res Recovery Grant Fund	5,396.40	0.00	0.00	0.00	0.00	0.00	0.00	0.00	0.00	0.00	0.00	0.00	5,396.40
3512 *E-Waste Grant Fund	0.00	0.00	0.00	0.00	0.00	0.00	0.00	0.00	0.00	0.00	0.00	0.00	0.00
4800 * Jeff Co Construction	46,222.75	0.00	0.00	32.34	0.00	0.00	0.00	0.00	0.00	0.00	(0.65)	0.00	46,254.44
4801 * Jeff Co Courthouse Bldg	514.08	0.00	0.00	0.36	0.00	0.00	0.00	0.00	0.00	0.00	(0.01)	0.00	514.43
6000 Treasurer's Commission	0.00	0.00	0.00	0.00	0.00	28,900.56	0.00	0.00	(28,900.56)	0.00	0.00	0.00	0.00
6002 10% Holdback	0.00	0.00	0.00	0.00	0.00	0.00	0.00	0.00	0.00	0.00	0.00	0.00	0.00
6003 Property Tax Relief Fund	0.00	17,154.20	0.00	0.00	0.00	0.00	0.00	0.00	0.00	(17,154.20)	0.00	0.00	0.00
6004 Delinquent Personal Tax	0.00	0.00	0.00	0.00	291,948.58	0.00	0.00	0.00	0.00	(291,948.58)	0.00	0.00	0.00
6005 Delinquent Real Estate Tax	0.00	0.00	0.00	0.00	276,948.22	0.00	0.00	0.00	0.00	(276,948.22)	0.00	0.00	0.00
6007 State Land Redemption	0.00	54,747.06	0.00	0.00	0.00	0.00	0.00	0.00	0.00	(54,747.06)	0.00	0.00	0.00
6009 * Law Library	52,765.11	5,491.40	0.00	528.43	0.00	0.00	0.00	(7,308.11)	0.00	0.00	(110.57)	0.00	51,356.26
6010 Jefferson Co. Admin Of Justice	0.00	22,849.00	0.00	0.00	0.00	0.00	0.00	0.00	(17,413.62)	0.00	(456.98)	0.00	(4,978.40)
6011 Interest Earned	0.00	3,471.19	0.00	0.00	0.00	0.00	0.00	0.00	(3,471.19)	0.00	0.00	0.00	0.00
6013 Common School - Unapportioned	0.00	0.00	0.00	0.00	0.00	0.00	0.00	0.00	0.00	0.00	0.00	0.00	0.00
6016 County Fire Protection Premium Tax Fund	0.00	22,170.17	0.00	0.00	0.00	0.00	0.00	0.00	0.00	0.00	0.00	0.00	22,170.17
6400 Advance Tax Collector	451,000.00	2,541,057.17	0.00	0.00	0.00	0.00	0.00	0.00	0.00	(981,057.17)	0.00	0.00	2,011,000.00
6407 Delinquent Lot Clearance	0.00	0.00	0.00	0.00	60.37	0.00	0.00	0.00	0.00	(60.37)	0.00	0.00	0.00
6408 Delinquent Utility Tax	0.00	0.00	0.00	0.00	0.00	0.00	0.00	0.00	0.00	0.00	0.00	0.00	0.00
6409 Delinquent Improvement Tax	0.00	0.00	0.00	0.00	399.26	0.00	0.00	0.00	0.00	(399.26)	0.00	0.00	0.00
6410 Tax Protest Fund	0.00	0.00	0.00	0.00	0.00	0.00	0.00	0.00	0.00	0.00	0.00	0.00	0.00
6600 Pine Bluff - General	7.31	0.00	0.00	2.43	53,844.47	0.00	0.00	0.00	0.00	0.00	0.00	0.00	2.42
6601 Pine Bluff - Road	2.18	0.00	0.00	0.44	15,438.11	0.00	0.00	0.00	0.00	0.00	(38.59)	0.00	(8,523.68)
6602 Pine Bluff - Library	2.32	0.00	4,428.21	0.74	16,467.27	0.00	0.00	(11,306.23)	0.00	0.00	(41.17)	0.00	(16,428.42)
6603 Pine Bluff - Policemen	1.45	0.00	0.00	0.46	10,156.74	0.00	0.00	0.00	0.00	0.00	(25.39)	0.00	(10,132.80)
6604 Pine Bluff - Firemen	1.45	0.00	0.00	0.46	10,156.74	0.00	0.00	0.00	0.00	0.00	(25.39)	0.00	(10,132.80)
6605 Pine Bluff - Bonds	0.00	0.00	0.00	0.00	0.00	0.00	0.00	0.00	0.00	0.00	0.00	0.00	0.00
6610 Altheimer - General	0.13	0.00	0.00	0.04	843.14	0.00	0.00	0.00	0.00	0.00	(2.11)	0.00	(841.16)
6611 Altheimer - Road	0.04	0.00	122.30	0.01	252.93	0.00	0.00	(238.48)	0.00	0.00	(0.63)	0.00	(136.18)
6620 Humphrey - General	0.04	0.00	0.00	0.01	165.25	0.00	0.00	0.00	0.00	0.00	(0.41)	0.00	(165.88)

Jefferson County Treasurer

General Ledger Balances by Fund -- Month 3 (FY2017)

4/6/2017 12:00 PM
Report Code: 3 - Full

Parameters: Date Range: 3/1/2017-3/31/2017 Selected Funds: 128 Summary

Fund - Revenue Code	Beginning Balance	Cash Receipts	Void Checks	Transfer In	Tax Transfer In	Com Earned	Void Receipts	Warrants Paid	Transfer Out	Tax Transfer Out	Com Charged	Other Checks	Ending Balance
6630 Redfield - General	0.26	0.00	0.00	0.31	2,097.70	0.00	0.00	0.00	0.00	0.00	(5.24)	(1,152.22)	940.81
6631 Redfield - Road	0.08	0.00	0.00	0.00	629.32	0.00	0.00	0.00	(2,104.61)	0.00	(1.58)	(345.69)	(1,822.47)
6640 Sherrill - General	0.01	0.00	0.00	0.01	120.58	0.00	0.00	0.00	0.00	0.00	(0.29)	(120.30)	0.01
6650 Wabbasaka - General	0.02	0.00	0.00	0.01	252.58	0.00	0.00	0.00	0.00	0.00	(0.63)	(251.97)	0.01
6660 White Hall - General	1.25	0.00	0.00	1.34	8,126.54	0.00	0.00	0.00	0.00	0.00	(20.31)	(3,793.16)	4,315.66
6661 White Hall - Road	0.38	0.00	0.00	0.00	2,437.96	0.00	0.00	0.00	(10,701.42)	0.00	(6.09)	(1,137.95)	(9,407.12)
6700 Pine Bluff SD 3	48.15	188,384.95	0.00	14.19	314,965.57	0.00	0.00	(188,384.95)	0.00	0.00	(787.45)	(314,226.31)	14.15
6710 Dollanray SD 2	12.31	53,520.94	0.00	3.94	87,552.78	0.00	0.00	(53,520.94)	0.00	0.00	(218.90)	(87,346.20)	3.93
6720 Altheimer Unified SD 22	0.00	0.00	0.00	0.00	0.00	0.00	0.00	0.00	0.00	0.00	0.00	0.00	0.00
6730 Watson Chapel SD 24	19.11	103,691.15	0.00	6.39	141,770.02	0.00	0.00	(103,691.15)	0.00	0.00	(354.46)	(141,434.69)	6.37
6740 White Hall SD 27	22.69	98,486.61	0.00	6.97	154,791.34	0.00	0.00	(98,486.61)	0.00	0.00	(387.01)	(154,427.04)	6.95
6750 Humphrey-Dewitt SD	1.11	1,578.76	0.00	0.11	2,404.61	0.00	0.00	(1,578.76)	0.00	0.00	(6.01)	(2,399.71)	0.11
6760 Arkansas Co SD 1	0.00	0.00	0.00	0.00	0.00	0.00	0.00	0.00	0.00	0.00	0.00	0.00	0.00
6800 Cousart Bayou	0.00	0.00	0.00	0.00	0.00	0.00	0.00	0.00	0.00	0.00	0.00	0.00	0.00
6801 Drainage District #4	0.00	0.00	0.00	0.00	0.00	0.00	0.00	0.00	0.00	0.00	0.00	0.00	0.00
6802 Drainage District #7	0.00	0.00	0.00	0.00	0.00	0.00	0.00	0.00	0.00	0.00	0.00	0.00	0.00
6803 Farrelly Lake Levee Dst	0.00	0.00	0.00	0.00	0.00	0.00	0.00	0.00	0.00	0.00	0.00	0.00	0.00
6804 Five Forks Drainage Dst	0.00	0.00	0.00	0.00	0.00	0.00	0.00	0.00	0.00	0.00	0.00	0.00	0.00
6805 Flat Bayou Drainage Dst	0.00	0.00	0.00	0.00	0.00	0.00	0.00	0.00	0.00	0.00	0.00	0.00	0.00
6806 Frenchtown-Auburn Levee	0.01	0.00	0.00	0.00	0.00	0.00	0.00	0.00	0.00	0.00	0.00	0.00	0.01
6807 Grady-Gould Watershed	0.00	0.00	0.00	0.00	0.00	0.00	0.00	0.00	0.00	0.00	0.00	0.00	0.00
6808 Harding Drainage Imp Dst	0.01	0.00	0.00	0.00	0.00	0.00	0.00	0.00	0.00	0.00	0.00	0.00	0.01
6810 Levee District #3	0.00	0.00	0.00	0.00	0.00	0.00	0.00	0.00	0.00	0.00	0.00	0.00	0.00
6811 New Gascony Levee Dst	0.00	0.00	0.00	0.00	0.00	0.00	0.00	0.00	0.00	0.00	0.00	0.00	0.00
6812 Pinewood Sewer Imp Dst	0.00	0.00	0.00	0.00	0.00	0.00	0.00	0.00	0.00	0.00	0.00	0.00	0.00
6813 Plum Bayou Levee Dst	0.01	0.00	0.00	0.00	0.99	0.00	0.00	0.00	0.00	0.00	0.00	0.00	1.00
6814 Plum Bayou Irrigation Dst	0.00	0.00	0.00	0.00	0.00	0.00	0.00	0.00	0.00	0.00	0.00	0.00	0.00
6815 Salt Bayou Drainage Dst	0.00	0.00	0.00	0.00	0.00	0.00	0.00	0.00	0.00	0.00	0.00	0.00	0.00
6817 Sub Dst 1 - Bradley Slough	0.00	0.00	0.00	0.00	0.18	0.00	0.00	0.00	0.00	0.00	0.00	0.00	0.18

Jefferson County Treasurer


General Ledger Balances by Fund -- Month 3 (FY2017)

4/6/2017 12:00 PM
Report Code: 3 - Full

Parameters: Date Range: 3/1/2017-3/31/2017 Selected Funds: 128 Summary

Fund - Revenue Code	Beginning Balance	Cash Receipts	Void Checks	Transfer In	Tax Transfer In	Com Earned	Void Receipts	Warrants Paid	Transfer Out	Tax Transfer Out	Com Charged	Other Checks	Ending Balance
6818 Suburban Sewer Imp #11	12,336.87	0.00	0.00	8.63	0.00	0.00	0.00	0.00	0.00	0.00	(0.01)	0.00	12,347.49
6819 Timber Tax	0.03	0.00	0.00	0.01	218.60	0.00	0.00	0.00	0.00	0.00	(0.28)	(218.35)	0.01
6820 Waterloo Drainage Dst	0.00	0.00	0.00	0.00	0.00	0.00	0.00	0.00	0.00	0.00	0.00	0.00	0.00
6821 Bayou Meto Water Mgmt Imp Dist	0.01	0.00	0.00	0.00	0.00	0.00	0.00	0.00	0.00	0.00	0.00	0.00	0.01
6822 County Estates POI Dist	0.00	0.00	0.00	0.00	0.00	0.00	0.00	0.00	0.00	0.00	0.00	0.00	0.00
6823 Sewer Improvement Dst #39	3,108.21	0.00	0.00	2.17	0.00	0.00	0.00	0.00	0.00	0.00	0.00	0.00	3,110.38
6824 Village At Redfield Project	0.00	0.00	0.00	0.00	0.00	0.00	0.00	0.00	0.00	0.00	0.00	0.00	0.00
6825 Long Lake Dm Dst	0.00	0.00	0.00	0.00	0.00	0.00	0.00	0.00	0.00	0.00	0.00	0.00	0.00
6826 Linwood Moscow FD Residential	0.00	0.00	0.00	0.00	0.00	0.00	0.00	0.00	0.00	0.00	0.00	0.00	0.00
6827 Linwood Moscow FD Commercial	0.00	0.00	0.00	0.00	0.00	0.00	0.00	0.00	0.00	0.00	0.00	0.00	0.00
6828 Southeast FD Residential	0.00	0.00	0.00	0.00	0.00	0.00	0.00	0.00	0.00	0.00	0.00	0.00	0.00
6829 Southeast FD Commercial	0.00	0.00	0.00	0.00	0.00	0.00	0.00	0.00	0.00	0.00	0.00	0.00	0.00
Totals for All Funds	7,527,013.32	\$4,943,000.37	\$24,257.40	\$762,006.56	\$1,622,314.86	\$28,900.56	(\$377.53)	(\$2,823,099.32)	(\$762,006.56)	(\$1,622,314.86)	(\$28,900.56)	(\$834,507.50)	8,836,186.74

Jefferson County Treasurer



Vonysha Goodwin
Jefferson County Treasurer

TREASURER'S CERTIFICATION

I, Vonysha Goodwin, Treasurer of Jefferson County, Arkansas, do hereby certify that the following report is true and correct to the best of my knowledge and belief.

Vonysha Goodwin, Subscribed and sworn to before me
this the *3rd* day of *May*, 2017.

**JEFFERSON COUNTY
TREASURER'S REPORT
Financial Highlights
April, 2017**

** NEW COLUMN

	1/1/2017	4/30/2017	4/30/2016	2017	2016	DIFF(-)+ AT A GLANCE
ALL FUNDS COMBINED						
BALANCE	8,017,387.13	12,010,101.20	9,944,866.21			
RECEIPTS		9,343,711.45	7,172,365.09	22,750,968.15	18,547,019.39	4,203,948.76
EXPENDITURES		6,169,796.99	4,068,201.97	18,758,254.08	16,937,888.29	1,820,365.79
CO. GENERAL FUND-1000						
BALANCE	1,879,119.56	444,862.95	121,310.31			
REVENUE PROJEC	9,760,050.00	9,760,050.00	10,446,620.00			
APPROPRIATION	8,687,626.27	8,745,021.81	9,224,058.77			
RECEIPTS		545,793.93	489,422.96	1,758,783.78	1,682,193.52	76,590.26
EXPENDITURES		733,312.13	691,331.39	3,193,040.39	3,273,874.65	(80,834.26)
AVAILABLE FOR APPROPRIATION		39,023.19	177,899.23			
CO. ROAD FUND-2000						
BALANCE	1,002,307.73	835,468.43	593,579.87			
REVENUE PROJEC	5,271,025.00	5,271,025.00	5,242,375.00			
APPROPRIATION	3,622,264.00	3,622,264.00	3,622,264.00			
RECEIPTS		356,295.89	279,916.96	1,150,200.74	1,007,470.76	142,729.98
EXPENDITURES		284,063.58	332,382.20	1,317,040.07	1,610,608.05	(293,567.98)
AVAILABLE FOR APPROPRIATION		1,121,658.50	1,095,873.50			
CO. ADULT JAIL FUND-1813						
BALANCE	13,471.21	9.02	37.16			
REVENUE PROJEC	4,102,700.00	4,102,700.00	4,364,500.00			
APPROPRIATION	3,971,000.00	3,971,000.00	3,971,000.00			
RECEIPTS		427,170.11	286,002.61	1,293,642.32	1,245,804.45	47,837.87
EXPENDITURES		427,161.52	285,989.14	1,307,104.51	1,269,924.41	37,180.10
AVAILABLE FOR APPROPRIATION		-278,570.00	393500.00			
DISTRICT COURT FUND-1819						
BALANCE	0.01	0.01	240.73			
REVENUE PROJEC	486,668.00	486,668.00	486,668.00			
APPROPRIATION	486,668.00	486,668.00	486,668.00			
RECEIPTS		34,367.51	31,755.74	182,048.27	178,641.44	3,406.83
EXPENDITURES		34,367.50	31,515.03	182,048.27	178,400.80	3,647.47
AVAILABLE FOR APPROPRIATION		0.00	0.00			
JUVENILE JUSTICE FUND-1803						
BALANCE	67,278.84	34,644.89	41,685.62			
REVENUE PROJEC	1,556,100.00	1,556,100.00	1,619,250.00			
APPROPRIATION	1,550,000.00	1,550,000.00	1,550,000.00			
RECEIPTS		166,916.96	180,763.97	580,246.37	649,695.09	(69,448.72)
EXPENDITURES		152,065.50	1,390,833.46	612,880.32	625,709.04	(12,828.72)
AVAILABLE FOR APPROPRIATION		-149,510.00	0.00			
DETENTION FACILITIES M & O FUND-3017						
BALANCE	1,232,203.42	1,158,640.61	1,355,715.57			
REVENUE PROJEC	2,636,000.00	2,636,000.00	3,955,330.95			
APPROPRIATION			2,416,000.00			
RECEIPTS		197,389.26	207,165.14	787,129.17	798,449.45	(11,320.28)
EXPENDITURES		322,999.20	194,024.87	860,691.98	799,064.83	61,627.15
AVAILABLE FOR APPROPRIATION			337491.50			
PUBLIC SAFETY SALES TAX FUND-1805						
BALANCE	464,273.77	460,237.86	262,392.71			
REVENUE PROJEC	2,730,500.00	2,730,500.00	2,628,000.00			
APPROPRIATION	1,828,340.52	1,828,340.52	2,245,340.52			
RECEIPTS		203,414.82	211,487.05	811,890.12	816,669.62	(4,779.50)
EXPENDITURES		273,018.99	245,523.60	815,926.03	863,830.59	(47,904.56)
AVAILABLE FOR APPROPRIATION		629,109.48	82000.00			
INTEREST EARNED-6011						
		6,223.92	7,664.03	14,783.38	22,144.44	(7,361.06)

Bank Ledger Jefferson County Treasurer

Bank Name	Account Num	Last Transaction Date	Balance (4/28/2017)
5001 - Simmons Bank	5001	5/1/2017	4,516,928.11
5003 - Relyance Bank	5003	4/28/2017	4,377,568.03
5005 - SFNB Federal Grants Account	5005	4/28/2017	165,542.56
5021 - SFNB Check/Warrant Account	5021	5/1/2017	0.00
5075 - SFNB T-Note; 2/26/2021 @1.125	5075	1/1/2017	500,000.00
5076 - SFNB T-Note; 3/30/21@ 1.00	5076	1/1/2017	500,000.00
5077 - SFNB T-Note; 3/30/21@ 1.125	5077	1/1/2017	500,000.00
5078 - SFNB T-Note; 4/28/21 @1.125	5078	1/1/2017	500,000.00
5079 - SFNB T-Note; 4/28/23 1.25 Step	5079	1/1/2017	450,062.50
5067 - SFNB T-Note; 7/26/24 @1.500	5067	1/1/2017	500,000.00
Tot: \$12,010,101.20			

Handwritten initials/signature

General Ledger Balances by Fund -- Month 4 (FY2017)

Parameters: Date Range: 4/1/2017-4/30/2017 Selected Funds: 130 <input checked="" type="checkbox"/> Summary														
Fund - Revenue Code	Beginning Balance	Cash Receipts	Void Checks	Transfer In	Tax Transfer In	Com Earned	Receipts	Warrants Paid	Transfer Out	Tax Transfer Out	Com Charged	Other Checks	Ending Balance	
1000 * County General Fund	632,381.15	169,358.70	3,514.55	50,115.09	326,906.51	0.00	(586.37)	(655,674.56)	(71,887.83)	0.00	(9,264.29)	0.00	444,862.95	
1801 Mtg Revenue Bond	13,615.44	0.00	0.00	0.00	0.00	0.00	0.00	0.00	0.00	0.00	0.00	0.00	13,615.44	
1803 * Juvenile Justice Center	19,793.43	47,653.78	0.00	119,263.18	0.00	0.00	0.00	(151,302.27)	0.00	0.00	(763.23)	0.00	34,644.89	
1804 * Solid Waste Contract Fund	0.00	105,442.71	0.00	62.72	0.00	0.00	0.00	(101,516.95)	0.00	0.00	(2,110.10)	0.00	1,876.38	
1805 * Sales Tax/Public Safety Fund	529,842.03	202,887.66	0.00	527.16	0.00	0.00	0.00	(115,536.80)	(153,413.90)	0.00	(4,068.29)	0.00	460,237.86	
1806 * Jeff Co Adult Jail Medical Fund	61,853.10	0.00	0.00	74.13	0.00	0.00	0.00	0.00	0.00	0.00	(1.48)	0.00	61,925.75	
1808 * Environmental Enforcement Officer	1,310.03	0.00	0.00	1.32	0.00	0.00	0.00	(535.25)	0.00	0.00	(0.03)	0.00	776.07	
1809 * FINS & Truancy Fund	79,780.83	0.00	0.00	29,939.65	0.00	0.00	0.00	(15,453.73)	0.00	0.00	(2.01)	0.00	94,264.74	
1810 * Jury Fees Fund	26,286.22	0.00	0.00	31.50	0.00	0.00	0.00	0.00	0.00	0.00	(0.63)	0.00	26,317.09	
1811 * Postage Fund	1,601.93	0.00	0.00	0.00	0.00	0.00	0.00	0.00	0.00	0.00	0.00	0.00	1,426.23	
1812 * Solid Waste	8,752.91	9,001.46	0.00	7,504.98	0.00	0.00	0.00	(175.70)	0.00	0.00	(180.13)	0.00	943.25	
1813 * Jeff. Co. Adult Jail Fund	0.43	105,520.40	0.00	321,649.71	0.00	0.00	0.00	(425,050.92)	0.00	0.00	(2,110.60)	0.00	9.02	
1814 Jeff Co Emergency Reserve Fund	30,624.04	0.00	0.00	0.00	0.00	0.00	0.00	0.00	0.00	0.00	0.00	0.00	30,624.04	
1815 * Jeff Co Hosp Insurance	7,671.24	1,206.68	0.00	9.71	0.00	0.00	0.00	(221.92)	0.00	0.00	0.00	0.00	8,666.52	
1816 Stop-Loss Insurance	2,436.21	0.00	0.00	0.00	0.00	0.00	0.00	0.00	0.00	0.00	0.00	0.00	2,436.21	
1817 * Jeff Co Workers Comp	8.87	0.00	0.00	23,356.73	0.00	0.00	0.00	0.00	0.00	0.00	0.00	0.00	19.85	
1818 * Jeff Co Unemploy Insurance	119.40	0.00	0.00	23,537.72	0.00	0.00	0.00	(23,345.53)	0.00	0.00	(0.22)	0.00	119.54	
1819 * District Court Fund	0.00	0.00	147.80	34,367.51	0.00	0.00	0.00	(20,739.48)	(2,798.10)	0.00	0.00	0.00	0.00	
1900 ** Tri-Co Drug Task Force Grant Fund	56,795.78	4,246.24	0.00	3,000.00	0.00	0.00	0.00	(34,515.30)	0.00	0.00	0.00	0.00	0.01	
1901 ** Fins & Truancy Grant Fund	44,712.47	0.00	25.00	3,000.00	0.00	0.00	0.00	(4,212.29)	0.00	0.00	0.00	0.00	56,829.73	
2000 * County Road	763,236.12	259,386.93	747.75	1,017.23	95,891.73	0.00	0.00	(271,397.49)	(6,291.08)	0.00	(7,122.76)	0.00	45,719.24	
3000 * Co. Treasurers Automation Fund	28,894.82	0.00	0.00	2,925.42	0.00	0.00	0.00	(6,165.98)	0.00	0.00	(0.71)	0.00	25,653.55	
3001 *Collectors Auto Fund	151,110.93	0.00	0.00	165.06	0.00	0.00	0.00	(30,687.94)	0.00	0.00	(3.30)	0.00	120,584.75	
3002 * Circuit Court Automation Fund	15,178.29	866.83	0.00	18.77	0.00	0.00	0.00	(1,067.98)	0.00	0.00	(18.12)	0.00	14,997.79	
3004 Assessor's Amendment 79 Fund	49,862.52	0.00	0.00	59.76	0.00	0.00	0.00	0.00	0.00	0.00	(1.20)	0.00	49,921.08	
3005 County Clerks Cost Fund	13,832.35	1,513.01	0.00	18.18	0.00	0.00	0.00	0.00	0.00	0.00	(30.62)	0.00	15,332.92	
3006 *Recorders Cost Fund	37,218.78	28,206.00	0.00	66.36	0.00	0.00	0.00	(6,332.38)	0.00	0.00	(525.45)	0.00	56,633.31	
3008 * Co Library	736,240.58	0.00	0.00	904.40	30,894.77	0.00	0.00	0.00	0.00	0.00	(635.98)	0.00	767,403.77	
3012 Child Support Cost Fund	3,425.03	42.00	0.00	0.00	0.00	0.00	0.00	0.00	0.00	0.00	(0.84)	0.00	3,466.19	

Jefferson County Treasurer

General Ledger Balances by Fund -- Month 4 (FY2017)

Parameters: Date Range: 4/1/2017-4/30/2017 Selected Funds: 130 Summary

Fund - Revenue Code	Beginning Balance	Cash Receipts	Void Checks	Transfer In	Tax Transfer In	Com Earned	Void Receipts	Warrants Paid	Transfer Out	Tax Transfer Out	Com Charged	Other Checks	Ending Balance
3017 Detention Facilities M & O Fund	1,284,250.55	197,389.26	0.00	0.00	0.00	0.00	0.00	0.00	(319,051.41)	0.00	13,947.79	0.00	1,158,540.61
3019 * Boating Sfty & Enforcement	191.61	899.68	0.00	0.98	0.00	0.00	0.00	(13.00)	0.00	0.00	(0.02)	0.00	1,079.25
3020 * Emergency 9-1-1 Fund	13,883.76	2,681.62	0.00	17.91	0.00	0.00	(626.66)	0.00	0.00	0.00	(41.45)	0.00	15,915.18
3022 * Emergency Vehicle Fund	35,011.50	4,515.00	0.00	45.67	0.00	0.00	0.00	0.00	0.00	0.00	(91.21)	0.00	39,480.96
3025 * Pros Atty Victim Witness	113,364.97	1,938.71	0.00	4,371.37	0.00	0.00	0.00	(4,204.18)	0.00	0.00	(41.51)	0.00	115,429.36
3026 *Indigent Criminal Defense Fund	181,967.56	5,077.48	0.00	569.45	0.00	0.00	0.00	(2,720.33)	0.00	0.00	(90.08)	0.00	184,804.08
3027 District Court Cost	15,799.83	1,189.82	0.00	4,257.77	0.00	0.00	0.00	0.00	0.00	0.00	(24.24)	0.00	21,223.18
3028 * Adult Drug Ct Fund	31,751.21	11,691.00	0.00	39.47	0.00	0.00	0.00	0.00	0.00	0.00	(1.08)	0.00	43,480.59
3031 Circuit Ct Juve Div/Juve Pro Fee Fund	25,786.74	10,212.50	0.00	25.96	0.00	0.00	0.00	0.00	0.00	0.00	(204.77)	0.00	2,981.43
3032 Juvenile Ct Representation	4,904.60	0.00	0.00	0.00	0.00	0.00	0.00	0.00	0.00	0.00	0.00	0.00	4,904.60
3036 *Recycling Fund	3,014.43	49,318.97	0.00	9.91	0.00	0.00	0.00	(21,466.39)	0.00	0.00	(480.07)	0.00	30,396.85
3039 Circuit Clerk Commission Fund	8,076.60	0.00	0.00	9.68	0.00	0.00	0.00	0.00	0.00	0.00	(0.19)	0.00	8,086.09
3042 Assessor's Late Assessment Fee Fund	0.00	0.00	0.00	0.00	0.00	0.00	0.00	0.00	0.00	0.00	0.00	0.00	0.00
3401 * Juvenile Justice Education	401,110.71	0.00	0.00	0.00	0.00	0.00	0.00	(45,111.37)	0.00	0.00	(9.56)	0.00	404,353.58
3402 * Reserve Fund-Rural Fire Protection	60,010.00	47,886.05	0.00	477.75	0.00	0.00	0.00	0.00	0.00	0.00	0.00	0.00	60,010.00
3403 * MECA (Metro Emer Comm Assn)	139,495.22	66,031.84	144.48	93,794.68	0.00	0.00	0.00	(127,677.91)	(3,020.37)	0.00	(3.51)	0.00	165,764.43
3404 9-1-1 Emergency Sys Reserve	208,935.99	0.00	0.00	250.41	0.00	0.00	0.00	0.00	0.00	0.00	(5.01)	0.00	209,181.39
3405 9-1-1 CMRS Fund	202,791.65	0.00	0.00	231.68	0.00	0.00	0.00	0.00	(71,100.00)	0.00	(4.63)	0.00	131,918.70
3409 Jail Operation Fund	31,404.99	10,527.23	0.00	174.85	0.00	0.00	0.00	0.00	0.00	0.00	0.00	0.00	41,895.60
3410 Judicial Enhancement	1,173.40	0.00	0.00	1.41	0.00	0.00	0.00	0.00	0.00	0.00	(0.03)	0.00	1,174.78
3411 * Economic Development Sales Tax	277,652.59	296,083.88	0.00	0.00	0.00	0.00	0.00	(573,736.47)	0.00	0.00	0.00	0.00	0.00
3412 1st Div Crt Ct Jury Assess Fee	0.00	0.00	0.00	0.00	0.00	0.00	0.00	0.00	0.00	0.00	0.00	0.00	0.00
3414 Waste Tire Folly Closure Cost Fund	3,740.00	0.00	0.00	0.00	0.00	0.00	0.00	0.00	0.00	0.00	0.00	0.00	3,740.00
3501 * Courthouse Sec Fund	790.16	0.00	0.00	0.00	0.00	0.00	0.00	0.00	0.00	0.00	0.00	0.00	790.16
3502 * Victims Of Crime Fund	23,145.25	0.00	0.00	0.00	0.00	0.00	0.00	(7,090.69)	0.00	0.00	0.00	0.00	16,054.56
3505 ** JC Drug Ct Accountability Gmt Fund	64,259.51	0.00	25.00	0.00	0.00	0.00	0.00	(1,439.40)	0.00	0.00	0.00	0.00	62,845.11
3506 **Fire Prevention & Safety Fund	0.68	0.00	0.00	0.00	0.00	0.00	0.00	0.00	0.00	0.00	0.00	0.00	0.68
3508 * Organized Crime Entf (Old LLEBG)	53,413.85	2,848.58	0.00	0.00	0.00	0.00	0.00	0.00	0.00	0.00	0.00	0.00	56,262.43
3509 *Justice Equitable Sharing Program Grant	209,630.84	0.00	0.00	0.00	0.00	0.00	0.00	(800.00)	0.00	0.00	0.00	0.00	208,830.84

Jefferson County Treasurer

General Ledger Balances by Fund -- Month 4 (FY2017)

Fund - Revenue Code	Date Range: 4/1/2017-4/30/2017	Selected Funds: 130	<input checked="" type="checkbox"/> Summary											
Fund - Revenue Code	Beginning Balance	Cash Receipts	Void Checks	Transfer In	Tax Transfer In	Com Earned	Receipts	Warrants Paid	Transfer Out	Tax Transfer Out	Com Charged	Other Checks	Ending Balance	
3510 * Recycling Res Recovery Grant Fund	5,396.40		0.00	0.00	0.00	0.00	0.00	0.00	0.00	0.00	0.00	0.00	5,396.40	
3512 *E-Waste Grant Fund	0.00		0.00	0.00	0.00	0.00	0.00	0.00	0.00	0.00	0.00	0.00	0.00	
4800 * Jeff Co Construction	46,254.44		0.00	55.44	0.00	0.00	0.00	0.00	0.00	0.00	(1.11)	0.00	46,308.77	
4801 * Jeff Co Courthouse Bldg	514.43		0.00	0.62	0.00	0.00	0.00	0.00	0.00	0.00	(0.01)	0.00	515.04	
5800 Co Library - Capt Imp	0.00		0.00	0.00	4,775.32	0.00	0.00	0.00	0.00	0.00	(95.51)	0.00	4,679.81	
6000 Treasurer's Commission	0.00		0.00	0.00	0.00	38,531.77	0.00	(38,531.77)	0.00	0.00	0.00	0.00	0.00	
6002 10% Holdback	0.00		0.00	145.29	202,042.78	0.00	0.00	0.00	0.00	0.00	0.00	0.00	202,188.07	
6003 Property Tax Relief Fund	0.00	17,749.81	0.00	0.00	0.00	0.00	0.00	0.00	(17,749.81)	0.00	0.00	0.00	0.00	
6004 Delinquent Personal Tax	0.00		0.00	0.00	353,644.39	0.00	0.00	0.00	(353,644.39)	0.00	0.00	0.00	0.00	
6005 Delinquent Real Estate Tax	0.00		0.00	0.00	139,189.70	0.00	0.00	0.00	(139,189.70)	0.00	0.00	0.00	0.00	
6007 State Land Redemption	0.00		0.00	0.00	0.00	0.00	0.00	0.00	(40,707.97)	0.00	0.00	0.00	0.00	
6009 * Law Library	51,356.26		0.00	598.33	0.00	0.00	0.00	(8,394.82)	0.00	0.00	(106.35)	0.00	48,709.88	
6010 Jefferson Co. Admin Of Justice	0.00	5,256.46	0.00	0.00	0.00	0.00	0.00	0.00	(19,027.50)	0.00	(503.52)	(5,644.80)	0.00	
6011 Interest Earned	0.00	6,223.92	0.00	0.00	0.00	0.00	0.00	0.00	(6,223.92)	0.00	0.00	0.00	0.00	
6013 Common School - Unapportioned	0.00	90.50	0.00	0.00	0.00	0.00	0.00	0.00	0.00	0.00	0.00	0.00	90.50	
6016 County Fire Protection Premium Tax Fund	0.00		0.00	0.00	0.00	0.00	0.00	0.00	0.00	0.00	0.00	0.00	0.00	
6400 Advance Tax Collector	2,011,000.00		0.00	0.00	2,028,136.77	0.00	0.00	0.00	(4,975,423.21)	0.00	0.00	0.00	5,455,000.00	
6407 Delinquent Lot Clearance	0.00		0.00	0.00	44.76	0.00	0.00	0.00	0.00	0.00	0.00	0.00	0.00	
6408 Delinquent Utility Tax	0.00		0.00	0.00	0.00	0.00	0.00	0.00	0.00	0.00	0.00	0.00	0.00	
6409 Delinquent Improvement Tax	0.00		0.00	0.00	275.60	0.00	0.00	0.00	(275.60)	0.00	0.00	0.00	0.00	
6410 Tax Protest Fund	0.00		0.00	0.00	0.00	0.00	0.00	0.00	0.00	0.00	0.00	0.00	0.00	
6600 Pine Bluff - General	2.42		0.00	27.54	133,935.20	0.00	0.00	0.00	0.00	0.00	(334.93)	(133,602.76)	27.47	
6601 Pine Bluff - Road	0.44		0.00	8.24	40,098.61	0.00	0.00	0.00	0.00	0.00	(100.25)	(39,998.81)	8.22	
6602 Pine Bluff - Library	0.74		0.00	8.79	42,771.83	0.00	0.00	0.00	0.00	0.00	(106.95)	(42,665.64)	8.77	
6603 Pine Bluff - Policemen	0.46		0.00	5.47	26,623.20	0.00	0.00	0.00	0.00	0.00	(66.58)	(26,557.09)	5.46	
6604 Pine Bluff - Firemen	0.46		0.00	5.47	26,623.20	0.00	0.00	0.00	0.00	0.00	(66.58)	(26,557.09)	5.46	
6605 Pine Bluff - Bonds	0.00		0.00	0.00	0.00	0.00	0.00	0.00	0.00	0.00	0.00	0.00	0.00	
6606 Pine Bluff - Capt Imp	0.00		0.00	0.00	0.00	0.00	0.00	0.00	0.00	0.00	0.00	0.00	0.00	
6610 Alzheimer - General	0.04		0.00	0.31	1,490.14	0.00	0.00	0.00	0.00	0.00	(157.25)	0.00	62,740.99	
			0.00	0.31	1,490.14	0.00	0.00	0.00	0.00	0.00	(3.72)	(1,486.46)	0.31	

Jefferson County Treasurer

General Ledger Balances by Fund -- Month 4 (FY2017)

5/1/2017 3:50 PM
Report Code: 3 - Full

Parameters: Date Range: 4/1/2017-4/30/2017 Selected Funds: 130 <input checked="" type="checkbox"/> Summary													
Fund - Revenue Code	Beginning Balance	Cash Receipts	Void Checks	Transfer In	Tax Transfer In	Com Earned	Void Receipts	Warrants Paid	Transfer Out	Tax Transfer Out	Com Charged	Other Checks	Ending Balance
6611 Altheimer - Road	0.01	0.00	0.00	0.09	447.04	0.00	0.00	0.00	0.00	0.00	(1.12)	(445.93)	0.09
6620 Humphrey - General	0.01	0.00	0.00	0.11	522.63	0.00	0.00	0.00	0.00	0.00	(1.30)	(521.34)	0.11
6630 Redfield - General	940.81	0.00	0.00	1.67	4,972.84	0.00	0.00	0.00	0.00	0.00	(12.43)	(5,991.02)	1.67
6631 Redfield - Road	(1,822.47)	0.00	334.41	0.00	1,491.79	0.00	0.00	0.00	0.00	0.00	(3.73)	0.00	0.00
6640 Sherrill - General	0.01	0.00	0.00	0.09	401.83	0.00	0.00	0.00	0.00	0.00	(1.00)	(400.84)	0.09
6650 Wabbaseka - General	0.01	0.00	0.00	0.07	346.02	0.00	0.00	0.00	0.00	0.00	(0.86)	(345.17)	0.07
6660 White Hall - General	4,315.66	0.00	0.00	8.73	28,237.22	0.00	0.00	0.00	0.00	0.00	(21.18)	0.00	0.00
6661 White Hall - Road	(9,407.12)	0.00	957.14	0.00	8,471.16	0.00	0.00	0.00	0.00	0.00	(2,322.66)	(926,566.14)	190.15
6700 Pine Bluff SD 3	14.15	555,494.93	0.00	190.63	928,874.17	0.00	0.00	(555,494.93)	0.00	0.00	(624.66)	(249,191.20)	51.38
6710 Doflanway SD 2	3.93	152,690.66	0.00	51.51	249,811.80	0.00	0.00	(152,690.66)	0.00	0.00	(675.57)	(269,506.34)	0.00
6720 Altheimer Unified SD 22	0.00	0.00	0.00	0.00	0.00	0.00	0.00	0.00	0.00	0.00	(1,176.77)	(469,441.44)	96.80
6730 Watson Chapel SD 24	6.37	197,585.34	0.00	56.65	270,175.40	0.00	0.00	(197,585.34)	0.00	0.00	(44.32)	(17,677.56)	3.59
6740 White Hall SD 27	6.95	299,388.63	0.00	97.04	470,611.02	0.00	0.00	(299,388.63)	0.00	0.00	0.00	0.00	0.00
6750 Humphrey-DeWitt SD	0.11	11,629.98	0.00	3.60	17,721.76	0.00	0.00	(11,629.98)	0.00	0.00	0.00	0.00	0.00
6760 Arkansas Co SD 1	0.00	0.00	0.00	0.00	0.00	0.00	0.00	0.00	0.00	0.00	0.00	0.00	0.00
6800 Cousart Bayou	0.00	0.00	0.00	0.28	1,389.74	0.00	0.00	0.00	0.00	0.00	(1.74)	(1,388.00)	0.28
6801 Drainage District #4	0.00	0.00	0.00	0.00	22.55	0.00	0.00	0.00	0.00	0.00	(0.03)	(22.52)	0.00
6802 Drainage District #7	0.00	0.00	0.00	0.01	71.41	0.00	0.00	0.00	0.00	0.00	(0.09)	(71.32)	0.01
6803 Farrelly Lake Levee Dst	0.00	0.00	0.00	0.20	999.57	0.00	0.00	0.00	0.00	0.00	(1.25)	(998.32)	0.20
6804 Five Forks Drainage Dst	0.00	0.00	0.00	0.04	203.27	0.00	0.00	0.00	0.00	0.00	(0.25)	(203.02)	0.04
6805 Flat Bayou Drainage Dst	0.00	0.00	0.00	0.39	1,958.89	0.00	0.00	0.00	0.00	0.00	(2.45)	(1,956.44)	0.39
6806 Frenchtown-Auburn Levee	0.01	0.00	0.00	0.16	824.39	0.00	0.00	0.00	0.00	0.00	(1.03)	(823.37)	0.16
6807 Grady-Gould Watershed	0.00	0.00	0.00	0.01	35.34	0.00	0.00	0.00	0.00	0.00	(0.04)	(35.30)	0.01
6808 Harding Drainage Imp Dst	0.01	0.00	0.00	0.51	2,561.07	0.00	0.00	0.00	0.00	0.00	(3.20)	(2,557.88)	0.51
6810 Levee District #3	0.00	0.00	0.00	0.10	496.03	0.00	0.00	0.00	0.00	0.00	(0.62)	(495.41)	0.10
6811 New Gascony Levee Dst	0.00	0.00	0.00	0.01	65.84	0.00	0.00	0.00	0.00	0.00	(0.08)	(65.76)	0.01
6812 Pinewood Sewer Imp Dst	0.00	0.00	0.00	0.19	933.06	0.00	0.00	0.00	0.00	0.00	(1.17)	(931.89)	0.19
6813 Plum Bayou Levee Dst	1.00	0.00	0.00	1.19	5,957.78	0.00	0.00	0.00	0.00	0.00	(7.45)	(5,951.33)	1.19
6814 Plum Bayou Irrigation Dst	0.00	0.00	0.00	0.25	1,271.34	0.00	0.00	0.00	0.00	0.00	(1.59)	(1,269.75)	0.25

Jefferson County Treasurer

General Ledger Balances by Fund -- Month 4 (FY2017)

Parameters: Date Range: 4/1/2017-4/30/2017 Selected Funds: 130 Summary

Fund - Revenue Code	Beginning Balance	Cash Receipts	Void Checks	Transfer In	Tax Transfer In	Com Earned	Void Receipts	Warrants Paid	Transfer Out	Tax Transfer Out	Com Charged	Other Checks	Ending Balance
6815 Salt Bayou Drainage Dst	0.00	0.00	0.00	0.11	551.48	0.00	0.00	0.00	0.00	0.00	(0.69)	(550.79)	0.11
6817 Sub Dst 1 - Bradley Slough	0.18	0.00	0.00	0.10	480.65	0.00	0.00	0.00	0.00	0.00	(0.60)	(480.23)	0.10
6818 Suburbia Sewer Imp #11	12,347.49	0.00	0.00	14.80	0.00	0.00	0.00	0.00	0.00	0.00	(0.02)	0.00	12,362.27
6819 Timber Tax	0.01	0.00	0.00	0.64	3,198.04	0.00	0.00	0.00	0.00	0.00	(4.00)	(3,194.05)	0.64
6820 Waterloo Drainage Dst	0.00	0.00	0.00	0.42	2,092.82	0.00	0.00	0.00	0.00	0.00	(2.62)	(2,090.20)	0.42
6821 Bayou Meto Water Mgmt Imp Dist	0.01	0.00	0.00	0.68	3,423.96	0.00	0.00	0.00	0.00	0.00	(4.28)	(3,419.69)	0.68
6822 Country Estates POI Dist	0.00	0.00	0.00	0.00	0.00	0.00	0.00	0.00	0.00	0.00	0.00	0.00	0.00
6823 Sewer Improvement Dst #39	3,110.38	0.00	0.00	3.73	0.00	0.00	0.00	0.00	0.00	0.00	0.00	0.00	3,114.11
6824 Village At Redfield Project	0.00	0.00	0.00	0.13	665.98	0.00	0.00	0.00	0.00	0.00	(0.83)	(665.15)	0.13
6825 Long Lake Dm Dst	0.00	0.00	0.00	0.00	0.00	0.00	0.00	0.00	0.00	0.00	0.00	0.00	0.00
6826 Linwood Moscow FD Residential	0.00	0.00	0.00	0.00	245.00	0.00	0.00	0.00	0.00	0.00	(0.32)	0.00	244.68
6827 Linwood Moscow FD Commercial	0.00	0.00	0.00	0.00	150.00	0.00	0.00	0.00	0.00	0.00	(0.20)	0.00	149.80
6828 Southeast FD Residential	0.00	0.00	0.00	0.00	810.00	0.00	0.00	0.00	0.00	0.00	(1.05)	0.00	808.95
6829 Southeast FD Commercial	0.00	0.00	0.00	0.00	300.00	0.00	0.00	0.00	0.00	0.00	(0.39)	0.00	299.61
Totals for All Funds	8,835,186.74	\$9,344,924.48	\$5,896.13	\$724,184.88	\$5,527,035.44	\$38,531.77	(\$1,213.03)	(\$3,899,530.77)	(\$724,184.88)	(\$5,527,035.44)	(\$38,531.77)	(\$2,276,162.35)	12,010,101.20

Jefferson County Treasurer


**JEFFERSON COUNTY
TREASURER'S REPORT
Financial Highlights
May, 2017**

** NEW COLUMN

	1/1/2017	5/31/2017	5/31/2016	2017	2016	DIFF(-)+ AT A GLANCE
ALL FUNDS COMBINED						
BALANCE	8,017,387.13	10,616,989.23	10,628,013.71			
RECEIPTS		10,169,031.16	11,200,051.29	32,919,999.31	29,747,070.68	3,172,928.63
EXPENDITURES		11,562,143.13	10,516,903.79	30,320,397.21	27,454,792.08	2,865,605.13
CO. GENERAL FUND-1000						
BALANCE	1,879,119.56	598,578.16	354,461.21			
REVENUE PROJECTIONS	9,760,050.00	9,760,050.00	10,446,620.00			
APPROPRIATION	8,687,626.27	8,781,125.79	9,224,058.77			
RECEIPTS		890,608.56	940,632.14	2,649,392.34	2,622,828.60	26,563.74
EXPENDITURES		736,893.35	707,484.18	3,929,933.74	3,981,358.83	(51,425.09)
AVAILABLE FOR APPROPRIATION		2,919.21	177,899.23			
CO. ROAD FUND-2000						
BALANCE	1,002,307.73	982,749.64	694,777.78			
REVENUE PROJECTIONS	5,271,025.00	5,271,025.00	5,242,375.00			
APPROPRIATION	3,622,264.00	3,622,264.00	3,622,264.00			
RECEIPTS		518,302.21	471,165.94	1,668,502.95	1,478,636.70	189,866.25
EXPENDITURES		371,021.00	369,968.03	1,688,061.07	1,980,576.08	(292,515.01)
AVAILABLE FOR APPROPRIATION		1,121,658.50	1,095,873.50			
CO. ADULT JAIL FUND-1813						
BALANCE	13,471.21	17.31	2,459.71			
REVENUE PROJECTIONS	4,102,700.00	4,102,700.00	4,364,500.00			
APPROPRIATION	3,971,000.00	3,971,000.00	3,971,000.00			
RECEIPTS		294,935.49	274,502.26	1,588,577.81	1,520,306.71	68,271.10
EXPENDITURES		294,927.20	272,079.71	1,602,031.71	1,542,004.12	60,027.59
AVAILABLE FOR APPROPRIATION		-278,570.00	393500.00			
DISTRICT COURT FUND-1819						
BALANCE	0.01	99208.60	0.00			
REVENUE PROJECTIONS	486,668.00	486,668.00	486,668.00			
APPROPRIATION	486,668.00	486,668.00	486,668.00			
RECEIPTS		129,764.70	29,880.01	311,812.97	208,521.45	103,291.52
EXPENDITURES		30,556.11	30,120.74	212,604.38	208,521.54	4,082.84
AVAILABLE FOR APPROPRIATION		0.00	0.00			
JUVENILE JUSTICE FUND-1803						
BALANCE	67,278.84	44,893.22	25,101.75			
REVENUE PROJECTIONS	1,556,100.00	1,556,100.00	1,619,250.00			
APPROPRIATION	1,550,000.00	1,550,000.00	1,550,000.00			
RECEIPTS		155,230.30	136,299.94	735,476.67	785,995.03	(50,518.36)
EXPENDITURES		144,981.97	152,883.81	757,862.29	778,592.85	(20,730.56)
AVAILABLE FOR APPROPRIATION		-149,510.00	0.00			
DETENTION FACILITIES M & O FUND-3017						
BALANCE	1,232,203.42	1,179,828.73	1,539,915.21			
REVENUE PROJECTIONS	2,636,000.00	2,636,000.00	3,955,330.95			
APPROPRIATION			2,416,000.00			
RECEIPTS		208,768.51	203,613.85	995,897.68	1,002,063.30	(6,165.62)
EXPENDITURES		187,580.39	19,414.21	1,048,272.37	818,479.04	229,793.33
AVAILABLE FOR APPROPRIATION			337491.50			
PUBLIC SAFETY SALES TAX FUND-1805						
BALANCE	464,273.77	365,573.67	291,516.41			
REVENUE PROJECTIONS	2,730,500.00	2,730,500.00	2,628,000.00			
APPROPRIATION	1,828,340.52	1,828,340.52	2,245,340.52			
RECEIPTS		214,963.07	209,010.41	1,026,853.19	1,025,680.03	1,173.16
EXPENDITURES		309,627.26	179,886.71	1,125,553.29	1,043,717.30	81,835.99
AVAILABLE FOR APPROPRIATION		629,109.48	82000.00			
INTEREST EARNED-6011						
		6,739.23	1,934.13	16,434.34	24,078.57	(7,644.23)

**Bank Ledger
Jefferson County Treasurer**

Bank Name	Account Num	Last Transaction Date	Balance (5/31/2017)
5001 - Simmons Bank	5001	5/31/2017	3,677,913.71
5003 - Reliance Bank	5003	5/31/2017	3,832,716.25
5005 - SFNB Federal Grants Account	5005	5/31/2017	156,359.27
5021 - SFNB Check/Warrant Account	5021	5/31/2017	0.00
5075 - SFNB T-Note; 2/26/2021 @1.125	5075	1/1/2017	500,000.00
5076 - SFNB T-Note; 3/30/21@ 1.00	5076	1/1/2017	500,000.00
5077 - SFNB T-Note; 3/30/21@ 1.125	5077	1/1/2017	500,000.00
5078 - SFNB T-Note; 4/28/21 @1.125	5078	1/1/2017	500,000.00
5079 - SFNB T-Note; 4/28/23 1.25 Step	5079	5/18/2017	450,000.00
5067 - SFNB T-Note; 7/26/24 @1.500	5067	1/1/2017	500,000.00
Tot :			\$10,616,989.23



Vonysha Goodwin

Jefferson County Treasurer

TREASURER'S CERTIFICATION

I, Vonysha Goodwin, Treasurer of Jefferson County, Arkansas, do hereby certify that the following report is true and correct to the best of my knowledge and belief.

Vonysha Goodwin, Subscribed and sworn to before me
this the 2 day of June, 2017.

101 West Barraque – P.O. Box 6645 – Pine Bluff, AR – 71611

PHONE: 870-541-5302 – FAX: 870-541-5303

E-MAIL: jeffersontrevgoodw@sbcglobal.net

General Ledger Balances by Fund -- Month 5 (FY2017)

Parameters: Date Range: 5/1/2017-5/31/2017 Selected Funds: 130 Summary

Fund - Revenue Code	Beginning Balance	Cash Receipts	Void Checks	Transfer In	Tax Transfer In	Com Earned	Void Receipts	Warrants Paid	Transfer Out	Tax Transfer Out	Com Charged	Other Checks	Ending Balance
1000 * County General Fund	444,862.95	121,064.69	1,401.56	67,705.49	702,250.73	0.00	(412.35)	(699,325.85)	(23,345.53)	0.00	(15,623.53)	0.00	598,578.16
1801 Mtg Revenue Bond	13,615.44	0.00	0.00	0.00	0.00	0.00	0.00	0.00	0.00	0.00	0.00	0.00	13,615.44
1803 * Juvenile Justice Center	34,644.89	46,621.14	0.00	108,609.16	0.00	0.00	0.00	(144,217.18)	0.00	0.00	(764.79)	0.00	44,893.22
1804 * Solid Waste Contract Fund	1,878.38	108,389.18	0.00	77.81	0.00	0.00	0.00	(101,499.42)	0.00	0.00	(2,169.34)	0.00	6,676.61
1805 * Sales Tax/Public Safety Fund	460,237.86	214,583.89	1.35	379.18	0.00	0.00	0.00	(67,447.41)	(237,881.94)	0.00	(4,299.26)	0.00	365,573.67
1806 * Jeff Co Adult Jail Medical Fund	61,925.75	0.00	0.00	67.27	0.00	0.00	0.00	0.00	0.00	0.00	(1.35)	0.00	61,991.67
1808 * Environmental Enforcement Officer	776.07	0.00	0.00	0.34	0.00	0.00	0.00	(759.42)	0.00	0.00	(0.01)	0.00	16.98
1809 * FINS & Truancy Fund	94,264.74	62.50	98.67	98.17	0.00	0.00	0.00	(7,342.69)	0.00	0.00	(1.96)	0.00	87,179.43
1810 * Jury Fees Fund	26,317.09	6,650.00	0.00	16.66	0.00	0.00	0.00	(20,000.00)	0.00	0.00	(0.33)	0.00	12,983.42
1811 * Postage Fund	1,426.23	0.00	0.00	0.00	0.00	0.00	0.00	(314.83)	0.00	0.00	0.00	0.00	1,111.40
1812 * Solid Waste	943.25	20,088.16	0.00	49,984.58	0.00	0.00	0.00	(21,232.11)	0.00	0.00	(402.41)	0.00	49,381.47
1813 * Jeff. Co. Adult Jail Fund	9.02	111,512.81	674.85	183,422.68	0.00	0.00	0.00	(293,371.45)	0.00	0.00	(2,230.60)	0.00	17.31
1814 Jeff Co Emergency Reserve Fund	30,624.04	0.00	0.00	0.00	0.00	0.00	0.00	0.00	0.00	0.00	0.00	0.00	30,624.04
1815 * Jeff Co Hosp Insurance	8,665.52	1,069.26	0.00	10.01	0.00	0.00	0.00	0.00	0.00	0.00	(0.20)	0.00	9,744.59
1816 Stop-Loss Insurance	2,436.21	0.00	0.00	0.00	0.00	0.00	0.00	0.00	0.00	0.00	0.00	0.00	2,436.21
1817 * Jeff Co Workers Comp	19.85	0.00	0.00	23,348.82	0.00	0.00	0.00	(23,345.53)	0.00	0.00	(0.07)	0.00	23.07
1818 * Jeff Co Unemployment Insurance	119.54	0.00	0.00	0.13	0.00	0.00	0.00	0.00	0.00	0.00	0.00	0.00	119.67
1819 * District Court Fund	0.01	450.00	0.00	129,314.70	0.00	0.00	0.00	(30,555.43)	0.00	0.00	(0.68)	0.00	99,208.60
1900 ** Tri-Co Drug Task Force Grant Fund	56,829.73	0.00	0.00	0.00	0.00	0.00	0.00	(3,892.36)	0.00	0.00	0.00	0.00	52,937.35
1901 ** Fins & Truancy Grant Fund	45,719.24	0.00	1,096.00	0.00	0.00	0.00	0.00	(3,511.48)	0.00	0.00	0.00	0.00	43,303.76
2000 * County Road	835,468.43	248,292.14	14,718.92	1,064.28	278,187.44	0.00	(9,241.65)	(375,905.37)	0.00	0.00	(9,834.55)	0.00	982,749.64
3000 * Co. Treasurers Automation Fund	25,653.55	0.00	0.00	27.42	0.00	0.00	0.00	(2,021.82)	0.00	0.00	(0.55)	0.00	23,658.60
3001 *Collectors Auto Fund	120,584.75	0.00	0.00	129.42	0.00	0.00	0.00	(2,061.86)	0.00	0.00	(2.59)	0.00	118,649.72
3002 * Circuit Court Automation Fund	14,997.79	530.63	0.00	15.96	0.00	0.00	0.00	(1,067.99)	0.00	0.00	(10.93)	0.00	14,465.47
3004 Assessor's Amendment 79 Fund	49,921.08	0.00	0.00	54.23	0.00	0.00	0.00	0.00	0.00	0.00	(1.08)	0.00	49,974.23
3005 County Clerks Cost Fund	15,332.92	829.99	0.00	17.51	0.00	0.00	0.00	0.00	0.00	0.00	(16.95)	0.00	16,163.47
3006 *Recorders Cost Fund	56,633.31	23,491.00	0.00	81.19	0.00	0.00	0.00	(6,803.62)	0.00	0.00	(471.44)	0.00	72,930.44
3008 * Co Library	767,403.77	0.00	0.00	914.56	102,756.56	0.00	0.00	0.00	0.00	0.00	(2,073.43)	0.00	869,001.46
3012 Child Support Cost Fund	3,466.19	23.00	0.00	0.00	0.00	0.00	0.00	0.00	0.00	0.00	(0.46)	0.00	3,488.73

Jefferson County Treasurer

General Ledger Balances by Fund -- Month 5 (FY2017)

Summary

Parameters: Date Range: 5/1/2017-5/31/2017 Selected Funds: 130

Fund - Revenue Code	Beginning Balance	Cash Receipts	Void Checks	Transfer In	Tax Transfer In	Com Earned	Void Receipts	Warrants Paid	Transfer Out	Tax Transfer Out	Com Charged	Other Checks	Ending Balance
3017 Detention Facilities M & O Fund	1,158,640.61	521,921.28	0.00	0.00	0.00	0.00	(313,152.77)	0.00	(183,405.02)	0.00	(4,175.37)	0.00	1,179,828.73
3019 * Boating Sfty & Enforcement	1,079.25	0.00	0.00	1.17	0.00	0.00	0.00	0.00	0.00	0.00	(0.02)	0.00	1,080.40
3020 * Emergency 9-1-1 Fund	15,915.18	33,220.86	0.00	35.60	0.00	0.00	(378.18)	0.00	(48,135.90)	0.00	(657.56)	0.00	0.00
3022 * Emergency Vehicle Fund	39,480.96	1,600.00	0.00	44.48	0.00	0.00	0.00	0.00	0.00	0.00	(32.89)	0.00	41,092.55
3025 * Pros Atty Victim Witness	115,429.36	0.00	0.00	3,526.78	0.00	0.00	0.00	(1,493.62)	0.00	0.00	(2.52)	0.00	117,460.00
3026 * Indigent Criminal Defense Fund	184,804.08	6,393.77	0.00	485.31	0.00	0.00	0.00	(4,155.91)	0.00	0.00	(131.96)	0.00	187,395.29
3027 District Court Cost	21,223.18	1,189.82	0.00	3,427.74	0.00	0.00	0.00	0.00	0.00	0.00	(24.32)	0.00	25,816.42
3028 * Adult Drug Ct Fund	43,480.59	114.90	0.00	47.35	0.00	0.00	0.00	0.00	0.00	0.00	(3.25)	0.00	43,639.59
3031 Circuit Ct Juve Div/Juve Pro Fee Fund	2,981.43	4,698.00	0.00	7.76	0.00	0.00	0.00	0.00	0.00	0.00	(94.12)	0.00	7,593.07
3032 Juvenile Ct Representation	4,904.60	0.00	0.00	0.00	0.00	0.00	0.00	0.00	0.00	0.00	0.00	0.00	4,904.60
3036 * Recycling Fund	30,396.85	80,353.41	0.00	42.23	0.00	0.00	0.00	(25,565.73)	(49,952.18)	0.00	(68.54)	0.00	35,206.04
3039 Circuit Clerk Commission Fund	8,086.09	161.50	0.00	8.95	0.00	0.00	0.00	0.00	0.00	0.00	(3.41)	0.00	8,253.13
3042 Assessor's Late Assessment Fee Fund	0.00	0.00	0.00	0.00	0.00	0.00	0.00	0.00	0.00	0.00	0.00	0.00	0.00
3401 * Juvenile Justice Education	404,353.58	47,886.05	1.35	417.61	0.00	0.00	0.00	(37,033.61)	0.00	0.00	(8.35)	0.00	415,616.63
3402 * Reserve Fund-Rural Fire Protection	60,010.00	0.00	0.00	0.00	0.00	0.00	0.00	0.00	0.00	0.00	0.00	0.00	60,010.00
3403 * MECA (Metro Emer Comm Assn)	168,764.43	27,745.80	2.70	83,809.33	0.00	0.00	0.00	(115,158.44)	0.00	0.00	(242.47)	0.00	164,921.35
3404 9-1-1 Emergency Sys Reserve	209,181.39	0.00	0.00	227.23	0.00	0.00	0.00	0.00	0.00	0.00	(4.54)	0.00	209,404.08
3405 9-1-1 CMRS Fund	131,918.70	0.00	0.00	143.30	0.00	0.00	0.00	0.00	(35,550.00)	0.00	(2.87)	0.00	96,509.13
3409 Jail Operation Fund	41,895.60	10,527.23	0.00	159.24	0.00	0.00	0.00	0.00	0.00	0.00	(211.66)	0.00	52,370.41
3410 Judicial Enhancement	1,174.78	0.00	0.00	1.28	0.00	0.00	0.00	0.00	0.00	0.00	(0.03)	0.00	1,176.03
3411 * Economic Development Sales Tax	0.00	626,305.54	0.00	0.00	0.00	0.00	(313,152.77)	0.00	0.00	0.00	0.00	0.00	0.00
3412 1st Div Crt Ct Jury Assess Fee	0.00	0.00	0.00	0.00	0.00	0.00	0.00	0.00	0.00	0.00	0.00	0.00	0.00
3414 Waste Tire Fcily Closure Cost Fund	3,740.00	0.00	0.00	0.00	0.00	0.00	0.00	0.00	0.00	0.00	0.00	0.00	3,740.00
3501 * Courthouse Sec Fund	790.16	0.00	0.00	0.00	0.00	0.00	0.00	0.00	0.00	0.00	0.00	0.00	790.16
3502 * Victims Of Crime Fund	16,054.56	7,449.90	0.00	0.00	0.00	0.00	0.00	(11,972.62)	0.00	0.00	0.00	0.00	11,531.84
3505 ** JC Drug Ct. Accountability Grnt Fund	62,845.11	0.00	0.00	0.00	0.00	0.00	0.00	(2,727.63)	0.00	0.00	0.00	0.00	60,117.48
3506 **Fire Prevention & Safety Fund	0.68	0.00	0.00	0.00	0.00	0.00	0.00	0.00	0.00	0.00	0.00	0.00	0.68
3508 * Organized Crime Entr (Old LLEBG)	56,262.43	2,308.36	0.00	0.00	0.00	0.00	0.00	0.00	0.00	0.00	0.00	0.00	58,570.79
3509 * Justice Equitable Sharing Program Grant	208,830.84	0.00	0.00	0.00	0.00	0.00	0.00	(7,000.00)	0.00	0.00	0.00	0.00	201,830.84

Jefferson County Treasurer

General Ledger Balances by Fund -- Month 5 (FY2017)

Parameters: Date Range: 5/1/2017-5/31/2017 Selected Funds: 130 Summary

Fund - Revenue Code	Beginning Balance	Cash Receipts	Void Checks	Transfer In	Tax Transfer In	Com Earned	Void Receipts	Warrants Paid	Transfer Out	Tax Transfer Out	Com Charged	Other Checks	Ending Balance
3510 * Recycling Res Recovery Grant Fund	5,396.40	92,154.53	0.00	0.00	0.00	0.00	0.00	(1,738.67)	0.00	0.00	0.00	0.00	95,812.26
3512 *E-Waste Grant Fund	0.00	0.00	0.00	0.00	0.00	0.00	0.00	0.00	0.00	0.00	0.00	0.00	0.00
4800 * Jeff Co Construction	46,308.77	0.00	0.00	50.31	0.00	0.00	0.00	0.00	0.00	0.00	(1.01)	0.00	46,358.07
4801 * Jeff Co Courthouse Bldg	515.04	0.00	0.00	0.56	0.00	0.00	0.00	0.00	0.00	0.00	(0.01)	0.00	515.59
5800 Co Library - Capt Imp	4,679.81	0.00	0.00	0.00	17,869.81	0.00	0.00	0.00	0.00	0.00	(357.39)	0.00	22,192.23
6000 Treasurer's Commission	0.00	0.00	0.00	0.00	0.00	59,362.41	0.00	0.00	(59,362.41)	0.00	0.00	0.00	0.00
6002 10% Holdback	211,745.40	0.00	0.00	777.82	681,764.93	0.00	0.00	0.00	0.00	0.00	0.00	0.00	894,288.15
6003 Property Tax Relief Fund	0.00	18,058.89	0.00	0.00	0.00	0.00	0.00	0.00	0.00	(18,058.89)	0.00	0.00	0.00
6004 Delinquent Personal Tax	0.00	0.00	0.00	0.00	145,954.72	0.00	0.00	0.00	0.00	(145,954.72)	0.00	0.00	0.00
6005 Delinquent Real Estate Tax	0.00	0.00	0.00	0.00	102,356.02	0.00	0.00	0.00	0.00	(102,356.02)	0.00	0.00	0.00
6007 State Land Redemption	0.00	147,546.55	0.00	0.00	0.00	0.00	0.00	0.00	(18.10)	(147,528.45)	0.00	0.00	0.00
6009 * Law Library	48,709.88	5,726.34	0.00	489.11	0.00	0.00	0.00	(2,572.39)	0.00	0.00	(115.69)	0.00	52,237.25
6010 Jefferson Co. Admin Of Justice	0.00	20,431.95	0.00	0.00	0.00	0.00	0.00	0.00	(15,280.11)	0.00	(408.64)	0.00	0.00
6011 Interest Earned	0.00	9,614.23	0.00	0.00	0.00	0.00	(2,875.00)	0.00	(6,739.23)	0.00	0.00	0.00	0.00
6013 Common School - Unapportioned	90.50	0.00	0.00	0.00	0.00	0.00	0.00	0.00	0.00	0.00	0.00	0.00	90.50
6016 County Fire Protection Premium Tax Fund	0.00	0.00	2,203.91	0.00	0.00	0.00	0.00	0.00	0.00	0.00	0.00	(2,203.91)	0.00
6400 Advance Tax Collector	5,445,442.67	5,020,036.62	0.00	0.00	6,923,180.58	0.00	0.00	0.00	0.00	(14,518,659.87)	0.00	0.00	2,870,000.00
6407 Delinquent Lot Clearance	0.00	0.00	0.00	0.00	22.02	0.00	0.00	0.00	0.00	(22.02)	0.00	0.00	0.00
6408 Delinquent Utility Tax	0.00	0.00	0.00	0.00	0.00	0.00	0.00	0.00	0.00	0.00	0.00	0.00	0.00
6409 Delinquent Improvement Tax	0.00	0.00	0.00	0.00	110.02	0.00	0.00	0.00	0.00	(110.02)	0.00	0.00	0.00
6410 Tax Protest Fund	0.00	0.00	0.00	0.00	0.00	0.00	0.00	0.00	0.00	0.00	0.00	0.00	0.00
6600 Pine Bluff - General	27.47	0.00	0.00	28.23	279,320.76	0.00	0.00	0.00	0.00	0.00	(698.38)	(278,649.92)	28.16
6601 Pine Bluff - Road	8.22	0.00	0.00	8.45	83,575.41	0.00	0.00	0.00	0.00	0.00	(208.97)	(83,374.68)	8.43
6602 Pine Bluff - Library	8.77	0.00	0.00	9.02	89,147.08	0.00	0.00	0.00	0.00	0.00	(222.89)	(88,932.98)	9.00
6603 Pine Bluff - Policemen	5.46	0.00	0.00	5.61	55,295.89	0.00	0.00	0.00	0.00	0.00	(138.24)	(55,163.12)	5.60
6604 Pine Bluff - Firemen	5.46	0.00	0.00	5.61	55,295.89	0.00	0.00	0.00	0.00	0.00	(138.24)	(55,163.12)	5.60
6605 Pine Bluff - Bonds	0.00	0.00	0.00	0.00	0.00	0.00	0.00	0.00	0.00	0.00	0.00	0.00	0.00
6606 Pine Bluff - Capt Imp	62,740.99	0.00	152,444.32	0.00	152,826.38	0.00	0.00	0.00	0.00	0.00	(382.06)	(367,629.63)	0.00
6610 Altheimer - General	0.31	0.00	0.00	0.26	2,667.69	0.00	0.00	0.00	0.00	0.00	(6.66)	(2,661.34)	0.26

Jefferson County Treasurer

General Ledger Balances by Fund -- Month 5 (FY2017)

Summary

Parameters: Date Range: 5/1/2017-5/31/2017 Selected Funds: 130

Fund - Revenue Code	Beginning Balance	Cash Receipts	Void Checks	Transfer In	Tax Transfer In	Com Earned	Void Receipts	Warrants Paid	Transfer Out	Tax Transfer Out	Com Charged	Other Checks	Ending Balance
6611 Altheimer - Road	0.09	0.00	0.00	0.08	800.31	0.00	0.00	0.00	0.00	0.00	(2.00)	(798.40)	0.08
6620 Humphrey - General	0.11	0.00	0.00	0.07	727.71	0.00	0.00	0.00	0.00	0.00	(1.82)	(726.00)	0.07
6630 Redfield - General	1.67	0.00	0.00	1.54	14,979.19	0.00	0.00	0.00	0.00	0.00	(37.45)	(14,943.41)	1.54
6631 Redfield - Road	0.00	0.00	0.00	0.46	4,493.75	0.00	0.00	0.00	0.00	0.00	(11.23)	(4,482.52)	0.46
6640 Sherrill - General	0.09	0.00	0.00	0.03	314.11	0.00	0.00	0.00	0.00	0.00	(0.78)	(313.42)	0.03
6650 Wabbaseka - General	0.07	0.00	0.00	0.06	616.42	0.00	0.00	0.00	0.00	0.00	(1.55)	(614.94)	0.06
6660 White Hall - General	8.71	0.00	0.00	6.94	67,621.91	0.00	0.00	0.00	0.00	0.00	(169.08)	(67,461.56)	6.92
6661 White Hall - Road	0.00	0.00	0.00	2.08	20,286.59	0.00	0.00	0.00	0.00	0.00	(50.72)	(20,235.88)	2.07
6700 Pine Bluff SD 3	190.15	1,259,372.82	0.00	214.37	2,105,709.34	0.00	0.00	(1,259,372.82)	0.00	0.00	(5,264.83)	(2,100,635.20)	213.83
6710 Dollarway SD 2	51.38	311,344.04	0.00	51.72	509,335.62	0.00	0.00	(311,344.04)	0.00	0.00	(1,273.48)	(508,113.65)	51.59
6720 Altheimer Unified SD 22	0.00	968.17	0.00	0.11	1,584.02	0.00	0.00	(968.17)	0.00	0.00	(3.96)	(1,580.06)	0.11
6730 Watson Chapel SD 24	56.51	416,681.96	0.00	56.75	569,721.86	0.00	0.00	(416,681.96)	0.00	0.00	(1,424.45)	(568,354.06)	56.61
6740 White Hall SD 27	96.80	1,208,754.26	0.00	196.00	1,899,980.12	0.00	0.00	(1,208,754.26)	0.00	0.00	(4,750.43)	(1,895,326.98)	195.51
6750 Humphrey-DeWitt SD	3.59	22,018.71	0.00	3.46	33,548.71	0.00	0.00	(22,018.71)	0.00	0.00	(83.88)	(33,468.43)	3.45
6760 Arkansas Co SD 1	0.00	0.00	0.00	0.00	0.00	0.00	0.00	0.00	0.00	0.00	0.00	0.00	0.00
6800 Cousart Bayou	0.28	0.00	0.00	0.31	2,995.10	0.00	0.00	0.00	0.00	0.00	(3.75)	(2,991.63)	0.31
6801 Drainage District #4	0.00	0.00	0.00	0.00	36.00	0.00	0.00	0.00	0.00	0.00	(0.05)	(35.95)	0.00
6802 Drainage District #7	0.01	0.00	0.00	0.03	241.07	0.00	0.00	0.00	0.00	0.00	(0.30)	(240.76)	0.03
6803 Farrelly Lake Levee Dst	0.20	0.00	0.00	0.08	799.31	0.00	0.00	0.00	0.00	0.00	(1.00)	(798.51)	0.08
6804 Five Forks Drainage Dst	0.04	0.00	0.00	0.00	18.05	0.00	0.00	0.00	0.00	0.00	(0.02)	(18.07)	0.00
6805 Flat Bayou Drainage Dst	0.39	0.00	0.00	0.02	191.79	0.00	0.00	0.00	0.00	0.00	(0.24)	(191.94)	0.02
6806 Frenchtown-Auburn Levee	0.16	0.00	0.00	0.18	1,689.70	0.00	0.00	0.00	0.00	0.00	(2.11)	(1,687.75)	0.18
6807 Grady-Gould Watershed	0.01	0.00	0.00	0.03	243.68	0.00	0.00	0.00	0.00	0.00	(0.31)	(243.36)	0.03
6808 Harding Drainage Imp Dst	0.51	0.00	0.00	0.24	2,243.59	0.00	0.00	0.00	0.00	0.00	(2.81)	(2,241.29)	0.24
6810 Levee District #3	0.10	0.00	0.00	0.00	0.00	0.00	0.00	0.00	0.00	0.00	0.00	0.00	0.10
6811 New Gascony Levee Dst	0.01	0.00	0.00	0.01	97.84	0.00	0.00	0.00	0.00	0.00	(0.12)	(97.73)	0.01
6812 Pinewood Sewer Imp Dst	0.19	0.00	0.00	0.39	3,736.17	0.00	0.00	0.00	0.00	0.00	(4.67)	(3,731.69)	0.39
6813 Plum Bayou Levee Dst	1.19	0.00	0.00	0.45	4,248.64	0.00	0.00	0.00	0.00	0.00	(5.31)	(4,244.52)	0.45
6814 Plum Bayou Irrigation Dst	0.25	0.00	0.00	0.03	260.51	0.00	0.00	0.00	0.00	0.00	(0.33)	(260.43)	0.03

Jefferson County Treasurer

General Ledger Balances by Fund -- Month 5 (FY2017)

Parameters: Date Range: 5/1/2017-5/31/2017 Selected Funds: 130 Summary

Fund - Revenue Code

	Beginning Balance	Cash Receipts	Void Checks	Transfer In	Tax Transfer In	Com Earned	Void Receipts	Warrants Paid	Transfer Out	Tax Transfer Out	Com Charged	Other Checks	Ending Balance
6815 Salt Bayou Drainage Dst	0.11	0.00	0.00	0.09	812.54	0.00	0.00	0.00	0.00	0.00	(1.02)	(811.63)	0.09
6817 Sub Dst 1 - Bradley Slough	0.10	0.00	0.00	0.02	204.06	0.00	0.00	0.00	0.00	0.00	(0.26)	(203.90)	0.02
6818 Suburbia Sewer Imp #11	12,362.27	0.00	0.00	15.18	2,170.35	0.00	0.00	0.00	0.00	0.00	(2.73)	0.00	14,545.07
6819 Timber Tax	0.64	0.00	0.00	18.31	1,972.22	0.00	0.00	0.00	0.00	0.00	(2.49)	(1,988.47)	0.21
6820 Waterloo Drainage Dst	0.42	0.00	0.00	0.07	651.62	0.00	0.00	0.00	0.00	0.00	(0.81)	(651.23)	0.07
6821 Bayou Meto Water Mgmt Imp Dist	0.68	0.00	0.00	0.22	2,090.02	0.00	0.00	0.00	0.00	0.00	(2.61)	(2,088.09)	0.22
6822 Country Estates POI Dist	0.00	0.00	0.00	0.00	0.00	0.00	0.00	0.00	0.00	0.00	0.00	0.00	0.00
6823 Sewer Improvement Dst #39	3,114.11	0.00	0.00	0.87	0.00	0.00	0.00	0.00	0.00	0.00	0.00	0.00	0.00
6824 Village At Redfield Project	0.13	0.00	0.00	0.31	2,990.76	0.00	0.00	0.00	0.00	0.00	(3.74)	(2,987.15)	0.31
6825 Long Lake Drrn Dst	0.00	0.00	0.00	0.00	11.52	0.00	0.00	0.00	0.00	0.00	(0.01)	(11.51)	0.00
6826 Linwood Moscow FD Residential	244.68	0.00	0.00	0.00	893.86	0.00	0.00	0.00	0.00	0.00	(1.16)	(1,137.38)	0.00
6827 Linwood Moscow FD Commercial	149.80	0.00	0.00	0.00	450.00	0.00	0.00	0.00	0.00	0.00	(0.59)	(599.21)	0.00
6828 Southeast FD Residential	808.95	0.00	0.00	0.00	1,140.00	0.00	0.00	0.00	0.00	0.00	(1.48)	(1,947.47)	0.00
6829 Southeast FD Commercial	299.61	0.00	0.00	0.00	200.00	0.00	0.00	0.00	0.00	0.00	(0.26)	(499.35)	0.00
Totals for All Funds	12,010,101.20	\$10,808,243.88	\$172,643.63	\$659,670.42	\$14,932,689.99	\$59,362.41	(\$639,212.72)	(\$5,546,387.18)	(\$659,670.42)	(\$14,932,689.99)	(\$6,188,399.58)	10,616,989.23	

**JEFFERSON COUNTY
TREASURER'S REPORT
Financial Highlights
December, 2016**

** NEW COLUMN

	1/1/2016	12/31/2016	12/31/2015	2016	2015	DIFF(-)+ AT A GLANCE
1 ALL FUNDS COMBINED						
2 BALANCE	8,335,735.11	8,017,387.13	8,335,735.11			
3 RECEIPTS		2,234,498.82	2,636,458.94	88,408,841.03	89,675,515.00	(1,266,673.97)
4 EXPENDITURES		5,671,759.96	5,633,591.18	88,127,189.01	88,295,200.44	(168,011.43)
5						
6 CO. GENERAL FUND-1000						
7 BALANCE	1,712,991.44	1,879,119.56	1,712,991.44			
8 REVENUE PROJECTIONS	10,206,503.00	10,561,031.00	10,446,620.00			
9 APPROPRIATION	8,687,626.27	9,561,649.06	8,929,398.38			
10 RECEIPTS		2,155,065.18	1,435,017.59	10,112,119.33	9,997,149.52	114,969.81
11 EXPENDITURES		1,599,350.43	1,240,411.02	9,945,989.21	9,388,021.47	557,967.74
12 AVAILABLE FOR APPROPRIATION		0.00	472,559.62			
13						
14 CO. ROAD FUND-2000						
15 BALANCE	1,196,717.16	1,002,307.76	1,196,717.16			
16 REVENUE PROJECTIONS	5,242,375.00	5,242,375.00	5,377,474.00			
17 APPROPRIATION	3,622,264.00	4,712,114.00	4,756,792.26			
18 RECEIPTS		364,086.21	396,379.98	4,445,453.11	4,572,583.93	(127,130.82)
19 EXPENDITURES		484,264.93	497,456.42	4,639,862.52	4,357,266.29	282,596.23
20 AVAILABLE FOR APPROPRIATION		6,023.50	82,934.34			
21						
22 CO. ADULT JAIL FUND-3018						
23 BALANCE	24,157.12	13,471.21	24,157.12			
24 REVENUE PROJECTIONS	4,364,500.00	4,214,500.00	4,615,014.00			
25 APPROPRIATION	3,971,000.00	4,325,150.00	3,811,418.00			
26 RECEIPTS		359,464.59	361,083.01	3,601,309.39	3,472,278.10	129,031.29
27 EXPENDITURES		347,052.40	348,232.12	3,611,995.30	3,759,719.28	(147,723.98)
28 AVAILABLE FOR APPROPRIATION		243,500.00	0.00			
29						
30 DISTRICT COURT FUND-3408						
31 BALANCE	0.09	0.01	0.09			
32 REVENUE PROJECTIONS	486,668.00	486,668.00	486,668.00			
33 APPROPRIATION	486,668.00	486,668.00	486,668.00			
34 RECEIPTS		33,053.80	42,899.27	471,516.30	445,246.69	26,269.61
35 EXPENDITURES		33,053.79	42,899.20	471,516.38	445,247.60	26,268.78
36 AVAILABLE FOR APPROPRIATION		0.00	0.00			
37						
38						
39 JUVENILE JUSTICE FUND-3400						
40 BALANCE	17,699.57	67,278.84	17,699.57			
41 REVENUE PROJECTIONS	1,550,000.00	1,793,816.20	1,811,354.93			
42 APPROPRIATION	1,550,000.00	1,550,000.00	1,784,800.00			
43 RECEIPTS		72,347.20	173,030.15	1,813,266.32	1,745,171.62	68,094.70
44 EXPENDITURES		142,456.06	166,581.39	1,763,687.05	1,736,197.60	27,489.45
45 AVAILABLE FOR APPROPRIATION		0.00	0.00			
46						
47 DETENTION FACILITIES M & O FUND-1803						
48 BALANCE	1,356,330.95	1,232,203.42	1,356,330.95			
49 REVENUE PROJECTIONS	3,955,330.95	3,013,966.20	2,881,570.00			
50 APPROPRIATION	3,971,000.00	3,013,966.20	2,400,000.00			
51 RECEIPTS		230,949.17	227,358.69	2,424,984.02	2,513,369.90	(88,385.88)
52 EXPENDITURES		215,360.68	295,103.58	2,549,111.60	1,644,144.20	904,967.40
53 AVAILABLE FOR APPROPRIATION		0.00	337491.50			
54						
55 PUBLIC SAFETY SALES TAX FUND-1805						
56 BALANCE	309,553.68	464,273.77	309,553.68			
57 REVENUE PROJECTIONS	2,628,000.00	2,628,000.00	2,662,500.00			
58 APPROPRIATION	2,245,340.52	2,360,963.59	2,511,218.00			
59 RECEIPTS		249,155.61	232,914.51	2,557,763.30	2,479,156.65	78,606.65
60 EXPENDITURES		179,668.69	232,778.05	2,408,351.40	2,566,238.15	(157,886.75)
61 AVAILABLE FOR APPROPRIATION		4,236.41	18157.00			
62						
63 INTEREST EARNED-6011		1,019.45	5,998.75	47,634.13	77,005.93	(29,371.80)

Bank Ledger
Jefferson County Treasurer

Bank Name	Account Num	Last Transaction Date	Balance (12/31/2016)
5001 - SFNB	5001	12/31/2016	2,554,765.94
5003 - Relyance Bank	5003	12/31/2016	2,400,171.30
5005 - SFNB Federal Grants Account	5005	12/27/2016	112,387.39
5021 - SFNB Check/Warrant Account	5021	12/28/2016	0.00
5061 - SFNB T-Note; 8-21-19 @ 1.7 (Step)	5061	1/1/2016	0.00
5062 - SFNB T-Note; 1/30/23 @1.50	5062	5/4/2016	0.00
5063 - SFNB T-Note; 7-30-27 @ 1.051	5063	1/1/2016	0.00
5064 - SFNB T-Note; 8-23-27 @ 1.00	5064	1/1/2016	0.00
5065 - SFNB T-Note; 6-28-27 @ 1.50	5065	1/1/2016	0.00
5066 - SFNB T-Note; 10-18-27 @ 2.00	5066	4/20/2016	0.00
5068 - SFNB T-Note; 10-29-27 @ 2.25	5068	5/4/2016	0.00
5069 - SFNB T-Note; 12-28-27 @ 2.00	5069	3/29/2016	0.00
5070 - SFNB T-Note; 2/27/20 @ 1.00	5070	3/1/2016	0.00
5071 - SFNB T-Note; 3/30/2020 @ 1.00	5071	3/31/2016	0.00
5072 - SFNB T-Note; 5-28-20 @ 1.5	5072	3/1/2016	0.00
5073 - SFNB T-Note; 9-30-20 @ 1.25	5073	6/30/2016	0.00
5075 - SFNB T-Note; 2/26/2021 @1.125	5075	8/30/2016	500,000.00
5076 - SFNB T-Note; 3/30/21@ 1.00	5076	3/31/2016	500,000.00
5077 - SFNB T-Note; 3/30/21@ 1.125	5077	3/31/2016	500,000.00
5078 - SFNB T-Note #5078; 4/28/21 @1.125	5078	4/29/2016	500,000.00
5079 - SFNB T-Note; 4/28/23 1.25 Step	5079	5/4/2016	450,062.50
5067 - SFNB T-Note; 7/26/24 @1.500	5067	7/27/2016	500,000.00

General Ledger Balances by Fund -- Month 12 (FY2016)

Parameters: Date Range: 12/1/2016-12/31/2016 Selected Funds: 125 Summary

Fund - Revenue Code	Beginning Balance	Cash Receipts	Void Checks	Transfer In	Tax Transfer In	Com Earned	Void Receipts	Warrants Paid	Transfer Out	Tax Transfer Out	Com Charged	Other Checks	Ending Balance
1000 * County General Fund	1,323,404.81	113,864.48	1,671.01	175,770.70	1,866,048.27	0.00	(618.27)	(681,443.02)	(342,313.58)	(540,646.54)	(36,618.30)	0.00	1,879,119.56
1801 * Mig Revenue Bond	13,615.44	0.00	0.00	0.00	0.00	0.00	0.00	0.00	0.00	0.00	0.00	0.00	13,615.44
1803 Detention Facilities M & O Fund	1,216,614.93	205,221.24	0.00	25,727.93	0.00	0.00	0.00	0.00	(211,253.99)	0.00	(4,106.69)	0.00	1,232,203.42
1805 * Sales Tax/Public Safety Fund	394,786.85	210,937.80	0.00	38,217.81	0.00	0.00	0.00	(142,395.49)	(33,053.79)	0.00	(4,219.41)	0.00	464,273.77
1807 * Courthouse Sec Fund	790.16	0.00	0.00	0.00	0.00	0.00	0.00	0.00	0.00	0.00	0.00	0.00	790.16
1809 * FINS & Truancy Fund	123,169.57	0.00	113.75	12,119.42	0.00	0.00	0.00	(42,480.80)	0.00	0.00	(0.22)	0.00	92,921.72
1810 * Jury Fees Fund	22,120.70	0.00	0.00	2.94	0.00	0.00	0.00	0.00	0.00	0.00	(0.05)	0.00	22,123.59
1811 * Postage Fund	0.10	0.00	0.00	6,306.82	0.00	0.00	0.00	(6,306.92)	0.00	0.00	0.00	0.00	0.00
1900 ** Tri-Co Drug Task Force Grant Fund	60,936.93	4,559.10	0.00	0.00	0.00	0.00	0.00	(3,829.30)	0.00	0.00	0.00	0.00	61,666.73
1901 ** Fins & Truancy Grant Fund	43,086.32	0.00	60.29	0.00	0.00	0.00	0.00	(3,007.98)	0.00	0.00	0.00	0.00	40,138.63
2000 * County Road	1,122,486.48	200,049.44	192.91	45,122.15	118,914.62	0.00	0.00	(438,170.69)	0.00	(40,136.28)	(6,150.87)	0.00	1,002,307.76
3000 * Co. Treasurers Automation Fund	24,487.79	0.00	0.00	16,708.12	0.00	0.00	0.00	(973.68)	0.00	0.00	(0.06)	0.00	40,222.17
3001 *Collectors Auto Fund	79,080.72	0.00	0.00	1,157.29	107,003.34	0.00	0.00	(25,793.32)	0.00	0.00	(2,140.24)	0.00	159,307.79
3002 * Circuit Court Automation Fund	27,586.59	683.24	0.00	113.18	0.00	0.00	0.00	(11,635.75)	0.00	0.00	(13.70)	0.00	16,733.56
3004 Assessor's Amendment 79 Fund	36,265.23	0.00	0.00	118.97	0.00	0.00	0.00	0.00	0.00	0.00	(0.07)	0.00	36,384.13
3005 County Clerks Cost Fund	16,090.54	901.21	0.00	177.65	0.00	0.00	0.00	0.00	(6,000.00)	0.00	(18.05)	0.00	11,151.35
3006 *Recorders Cost Fund	17,400.76	22,685.00	0.00	3,128.92	0.00	0.00	0.00	(39,632.06)	0.00	0.00	(453.72)	0.00	3,128.90
3008 * Co Library	802,002.88	0.00	0.00	6,997.81	35,308.93	0.00	0.00	(25,584.83)	0.00	0.00	(709.22)	0.00	843,600.40
3009 * Solid Waste	135,813.46	31,139.87	0.00	15,574.75	0.00	0.00	0.00	(25,584.83)	(101,499.42)	0.00	(495.36)	0.00	54,948.47
3010 Child Support Cost Fund	3,239.89	30.00	0.00	9.73	0.00	0.00	0.00	0.00	0.00	0.00	(0.61)	0.00	3,279.01
3013 *Game & Fish Education	0.00	0.00	0.00	0.00	0.00	0.00	0.00	0.00	0.00	0.00	0.00	0.00	0.00
3018 * Jeff. Co. Adult Jail Fund	1,059.02	135,529.33	1,277.70	223,935.26	0.00	0.00	0.00	(345,651.28)	0.00	0.00	(2,678.82)	0.00	13,471.21
3019 * Boating Sfty & Enforcement	5,322.17	0.00	0.00	11.09	0.00	0.00	0.00	(5,322.17)	0.00	0.00	0.00	0.00	11.09
3020 * Emergency 9-1-1 Fund	24,268.73	368.39	0.00	2,033.88	0.00	0.00	0.00	0.00	(24,268.73)	0.00	(7.39)	0.00	2,394.88
3022 * Emergency Vehicle Fund	28,233.42	610.00	0.00	255.48	0.00	0.00	0.00	0.00	0.00	0.00	(12.26)	0.00	29,086.64
3023 * Rural Fire Protection	0.00	0.00	0.00	0.00	0.00	0.00	0.00	0.00	0.00	0.00	0.00	0.00	0.00
3025 Pros Atty Victim Witness	111,600.34	1,938.71	0.00	5,230.05	0.00	0.00	0.00	(4,406.78)	(5,200.00)	0.00	(39.00)	0.00	109,123.32
3026 *Indigent Criminal Defense Fund	176,651.38	4,369.73	113.95	1,000.87	0.00	0.00	0.00	(5,316.25)	0.00	0.00	(87.76)	0.00	176,731.92
3027 District Court Cost	12,869.67	1,189.82	0.00	154.36	0.00	0.00	0.00	0.00	0.00	0.00	(23.83)	0.00	14,190.02

Jefferson County Treasurer

General Ledger Balances by Fund -- Month 12 (FY2016)

Parameters: Date Range: 12/1/2016-12/31/2016 Selected Funds: 125 Summary

Fund - Revenue Code	Beginning Balance	Cash Receipts	Void Checks	Transfer In	Tax Transfer In	Com Earned	Void Receipts	Warrants Paid	Transfer Out	Tax Transfer Out	Com Charged	Other Checks	Ending Balance
3028 * Adult Drug Ct Fund	35,667.68	124.90	0.00	48.83	0.00	0.00	0.00	(4,500.00)	0.00	0.00	(2.57)	0.00	31,358.84
3031 Circuit Ct Juve Div/Juve Pro Fee Fund	7,679.56	4,855.00	0.00	1,018.94	0.00	0.00	0.00	0.00	(12,100.00)	0.00	(97.12)	0.00	1,356.38
3032 Juvenile Ct Representation	4,904.60	0.00	0.00	0.00	0.00	0.00	0.00	0.00	0.00	0.00	0.00	0.00	4,904.60
3033 * Solid Waste Contract Fund	0.00	0.00	0.00	101,499.42	0.00	0.00	0.00	(101,499.42)	0.00	0.00	0.00	0.00	0.00
3036 *Recycling Fund	8,279.34	46,774.35	292.99	515.85	0.00	0.00	0.00	(43,234.32)	0.00	0.00	(109.68)	0.00	12,518.53
3039 Circuit Clerk Commission Fund	7,529.73	259.00	0.00	24.85	0.00	0.00	0.00	0.00	0.00	0.00	(5.20)	0.00	7,808.38
3400 * Juvenile Justice Center	137,387.70	65,656.74	2,922.04	6,688.46	0.00	0.00	0.00	(144,257.93)	0.00	0.00	(1,120.17)	0.00	67,278.84
3401 * Juvenile Justice Education	387,526.98	47,999.41	622.35	63.98	0.00	0.00	0.00	(42,842.78)	0.00	0.00	(0.76)	0.00	393,369.18
3402 * Reserve Fund-Rural Fire Protection	60,010.00	0.00	0.00	0.00	0.00	0.00	0.00	0.00	0.00	0.00	0.00	0.00	60,010.00
3403 * MECA (Metro Emer Comm Assn)	196,824.57	75,988.43	1.35	119,757.13	0.00	0.00	0.00	(243,286.92)	0.00	0.00	(0.33)	0.00	149,284.23
3404 9-1-1 Emergency Sys Reserve	208,564.38	0.00	0.00	45.53	0.00	0.00	0.00	0.00	0.00	0.00	(0.43)	0.00	208,609.48
3405 9-1-1 CMRS Fund	132,990.44	0.00	0.00	4,753.71	0.00	0.00	0.00	0.00	(71,100.00)	0.00	(0.19)	0.00	66,643.96
3406 * Jeff Co Adult Jail Medical Fund	61,745.60	0.00	0.00	10.97	0.00	0.00	0.00	0.00	0.00	0.00	(0.13)	0.00	61,756.44
3407 * Environmental Enforcement Officer	5,345.72	0.00	0.00	1.11	0.00	0.00	0.00	(1,773.83)	0.00	0.00	(0.01)	0.00	3,572.99
3408 * District Court Fund	0.00	0.00	298.60	33,053.80	0.00	0.00	0.00	(33,352.39)	0.00	0.00	0.00	0.00	0.01
3409 Jail Operation Fund	115,753.57	10,527.23	0.00	1,516.31	0.00	0.00	0.00	0.00	0.00	0.00	(210.80)	0.00	127,586.31
3410 Judicial Enhancement	62,158.77	0.00	0.00	4,973.34	0.00	0.00	0.00	0.00	0.00	0.00	(0.13)	0.00	67,131.98
3411 * Economic Development Sales Tax	0.00	307,831.85	0.00	0.00	0.00	0.00	0.00	(307,831.85)	0.00	0.00	0.00	0.00	0.00
3412 1st Div Cr Ct Jury Assess Fee	0.00	0.00	0.00	0.00	0.00	0.00	0.00	0.00	0.00	0.00	0.00	0.00	0.00
3413 Jeff Co Emergency Reserve Fund	30,624.04	0.00	0.00	0.00	0.00	0.00	0.00	0.00	0.00	0.00	0.00	0.00	30,624.04
3414 Waste Tire Fcily Closure Cost Fund	3,740.00	0.00	0.00	0.00	0.00	0.00	0.00	0.00	0.00	0.00	0.00	0.00	3,740.00
3502 * Victims Of Crime Fund	23,187.44	9,203.16	261.00	0.00	0.00	0.00	0.00	(9,806.06)	0.00	0.00	0.00	0.00	22,845.54
3505 **JC Drug Ct. Accountability Grnt Fund	11,656.93	0.00	0.00	0.00	0.00	0.00	0.00	(1,075.58)	0.00	0.00	0.00	0.00	10,581.35
3506 **Fire Prevention & Safety Fund	0.68	0.00	0.00	0.00	0.00	0.00	0.00	0.00	0.00	0.00	0.00	0.00	0.68
3508 * Organized Crime Enf (Old LLEBG)	54,249.02	2,872.52	0.00	0.00	0.00	0.00	0.00	0.00	(11,945.27)	0.00	0.00	0.00	45,176.27
3509 * Justice Equitable Sharing Program Grant	99,748.57	90,099.51	0.00	0.00	0.00	0.00	0.00	0.00	0.00	0.00	0.00	0.00	189,848.08
3510 * Recycling Res Recovery Grant Fund	4,375.62	0.00	0.00	0.00	0.00	0.00	0.00	0.00	0.00	0.00	0.00	0.00	4,375.62
3512 *E-Waste Grant Fund	0.00	0.00	0.00	0.00	0.00	0.00	0.00	0.00	0.00	0.00	0.00	0.00	0.00
4800 * Jeff Co Construction	46,174.06	0.00	0.00	8.20	0.00	0.00	0.00	0.00	0.00	0.00	(0.10)	0.00	46,182.16

Jefferson County Treasurer

General Ledger Balances by Fund -- Month 12 (FY2016)

Parameters: Date Range: 12/1/2016-12/31/2016 Selected Funds: 125 Summary

Fund - Revenue Code	Beginning Balance	Cash Receipts	Void Checks	Transfer In	Tax Transfer In	Com Earned	Void Receipts	Warrants Paid	Transfer Out	Tax Transfer Out	Com Charged	Other Checks	Ending Balance
4801 * Jeff Co Courthouse Bldg	513.55	0.00	0.00	0.08	0.00	0.00	0.00	0.00	0.00	0.00	0.00	0.00	513.63
6000 Treasurer's Commission	0.00	0.00	0.00	0.00	0.00	66,508.38	0.00	0.00	(66,508.38)	0.00	0.00	0.00	0.00
6002 10% Holdback	3,371,150.31	0.00	0.00	294.33	454,434.64	0.00	0.00	0.00	(4,813.35)	(3,821,065.93)	0.00	0.00	0.00
6003 Property Tax Relief Fund	0.00	1,277.38	0.00	0.00	0.00	0.00	(638.69)	0.00	0.00	(638.70)	0.00	0.00	0.00
6004 Delinquent Personal Tax	0.00	0.00	0.00	0.00	133,586.85	0.00	0.00	0.00	0.00	(133,586.85)	0.00	0.00	0.00
6005 Delinquent Real Estate Tax	0.00	0.00	0.00	0.00	127,909.64	0.00	0.00	0.00	0.00	(127,909.64)	0.00	0.00	0.00
6007 State Land Redemption	0.00	21,832.16	0.00	0.00	0.00	0.00	0.00	0.00	0.00	(21,832.16)	0.00	0.00	0.00
6009 * Law Library	53,762.89	5,491.40	0.00	1,341.71	0.00	0.00	0.00	(8,785.85)	0.00	0.00	(109.94)	0.00	51,700.21
6010 Jefferson Co. Admin Of Justice	0.00	26,475.00	0.00	3,767.24	0.00	0.00	0.00	0.00	(22,299.90)	0.00	(529.50)	(3,645.60)	3,767.24
6011 Interest Earned	0.00	1,019.45	0.00	0.00	0.00	0.00	0.00	0.00	(1,019.45)	0.00	0.00	0.00	0.00
6013 Common School - Unapportioned	0.00	0.00	0.00	0.00	0.00	0.00	0.00	0.00	0.00	0.00	0.00	0.00	0.00
6016 County Fire Protection Premium Tax Fund	0.00	21,960.37	4,726.67	0.00	0.00	0.00	0.00	0.00	0.00	0.00	0.00	(26,687.04)	0.00
6400 Advance Tax Collector	475,000.00	276,855.47	0.00	0.00	4,277,585.08	0.00	(15,327.50)	0.00	0.00	(5,014,113.05)	0.00	0.00	0.00
6403 * Jeff Co Hosp Insurance	4,424.02	110.96	0.00	0.76	0.00	0.00	0.00	(221.92)	0.00	0.00	(0.01)	0.00	4,313.81
6404 Stop-Loss Insurance	2,436.21	0.00	0.00	0.00	0.00	0.00	0.00	0.00	0.00	0.00	0.00	0.00	2,436.21
6405 * Jeff Co Workers Comp	1.35	0.00	0.00	2.30	0.00	0.00	0.00	0.00	0.00	0.00	0.00	0.00	3.65
6406 * Jeff Co Unemploy Insurance	119.19	0.00	0.00	0.03	0.00	0.00	0.00	0.00	0.00	0.00	0.00	0.00	119.22
6407 Delinquent Lot Clearance	0.00	0.00	0.00	0.00	1.80	0.00	0.00	0.00	0.00	(1.80)	0.00	0.00	0.00
6408 Delinquent Utility Tax	0.00	0.00	0.00	0.00	0.00	0.00	0.00	0.00	0.00	0.00	0.00	0.00	0.00
6409 Delinquent Improvement Tax	0.00	0.00	0.00	0.00	6,055.01	0.00	0.00	0.00	0.00	(6,055.01)	0.00	0.00	0.00
6410 Tax Protest Fund	0.00	0.00	0.00	0.00	0.00	0.00	0.00	0.00	0.00	0.00	0.00	0.00	0.00
6600 Pine Bluff - General	20.57	0.00	5,994.70	2,652.99	120,266.80	0.00	0.00	0.00	0.00	0.00	(301.12)	(128,633.94)	0.00
6601 Pine Bluff - Road	6.16	0.00	591.99	867.91	93,565.29	0.00	0.00	0.00	0.00	(45,612.66)	(234.05)	(49,184.64)	0.00
6602 Pine Bluff - Library	6.58	0.00	631.47	843.69	38,460.03	0.00	0.00	0.00	0.00	0.00	(96.27)	(39,845.50)	0.00
6603 Pine Bluff - Policemen	4.11	0.00	333.37	525.35	23,971.60	0.00	0.00	0.00	0.00	0.00	(60.02)	(24,774.41)	0.00
6604 Pine Bluff - Firemen	4.11	0.00	333.37	525.35	23,971.60	0.00	0.00	0.00	0.00	0.00	(60.02)	(24,774.41)	0.00
6605 Pine Bluff - Bonds	0.00	0.00	0.00	0.00	0.00	0.00	0.00	0.00	0.00	0.00	0.00	0.00	0.00
6610 Altheimer - General	0.20	0.00	0.00	31.28	1,102.35	0.00	0.00	0.00	0.00	0.00	(2.76)	(1,131.07)	0.00
6611 Altheimer - Road	0.06	0.00	0.00	10.81	1,374.91	0.00	0.00	0.00	0.00	(803.20)	(3.44)	(579.14)	0.00

Jefferson County Treasurer

General Ledger Balances by Fund -- Month 12 (FY2016)

Parameters: Date Range: 12/1/2016-12/31/2016 Selected Funds: 125 Summary

Fund - Revenue Code	Beginning Balance	Cash Receipts	Void Checks	Transfer In	Tax Transfer In	Com Earned	Void Receipts	Warrants Paid	Transfer Out	Tax Transfer Out	Com Charged	Other Checks	Ending Balance
6620 Humphrey - General	0.04	0.00	0.00	7.89	200.57	0.00	0.00	0.00	0.00	(13.13)	(0.50)	(194.87)	0.00
6630 Redfield - General	0.59	0.00	0.00	101.26	3,530.94	0.00	0.00	0.00	0.00	0.00	(8.84)	(3,623.95)	0.00
6631 Redfield - Road	0.18	0.00	0.00	34.51	4,136.84	0.00	0.00	0.00	0.00	(959.87)	(10.35)	(3,201.31)	0.00
6640 Sherrill - General	0.01	0.00	0.00	2.68	89.36	0.00	0.00	0.00	0.00	0.00	(0.22)	(91.83)	0.00
6650 Wabbaseka - General	0.06	0.00	0.00	6.78	194.88	0.00	0.00	0.00	0.00	0.00	(0.48)	(201.24)	0.00
6660 White Hall - General	4.01	0.00	0.00	546.52	21,754.00	0.00	0.00	0.00	0.00	0.00	(54.48)	(22,250.05)	0.00
6661 White Hall - Road	1.21	0.00	0.00	181.41	19,489.75	0.00	0.00	0.00	0.00	(2,194.72)	(48.76)	(17,428.89)	0.00
6700 Pine Bluff SD 3	187.91	108,551.82	0.00	20,942.21	960,340.62	0.00	0.00	(108,551.82)	0.00	0.00	(2,404.59)	(979,066.15)	0.00
6710 Dollarway SD 2	51.07	32,334.66	0.00	6,016.36	274,619.26	0.00	0.00	(32,334.66)	0.00	0.00	(687.60)	(279,999.09)	0.00
6720 Altheimer Unified SD 22	0.00	0.00	0.00	1.08	0.00	0.00	0.00	0.00	0.00	0.00	0.00	(1.08)	0.00
6730 Watson Chapel SD 24	29.03	34,654.65	0.00	5,026.37	205,813.18	0.00	0.00	(34,654.65)	0.00	0.00	(515.32)	(210,353.26)	0.00
6740 White Hall SD 27	96.18	122,846.17	0.00	15,020.80	787,158.49	0.00	0.00	(122,846.17)	0.00	0.00	(1,970.73)	(800,304.74)	0.00
6750 Humphrey-DeWitt SD	4.70	1,402.32	0.00	444.22	19,959.93	0.00	0.00	(1,402.32)	0.00	(194.92)	(49.98)	(20,163.95)	0.00
6760 Arkansas Co SD 1	0.12	0.00	0.00	7.15	0.00	0.00	0.00	0.00	0.00	0.00	0.00	(7.27)	0.00
6800 Cousart Bayou	0.53	0.00	0.00	25.60	4,011.54	0.00	0.00	0.00	0.00	0.00	(5.01)	(4,032.66)	0.00
6801 Drainage District #4	0.03	0.00	0.00	2.26	175.90	0.00	0.00	0.00	0.00	0.00	(0.22)	(177.97)	0.00
6802 Drainage District #7	0.04	0.00	0.00	1.93	155.65	0.00	0.00	0.00	0.00	0.00	(0.19)	(157.43)	0.00
6803 Farrelly Lake Levee Dst	0.24	0.00	0.00	7.32	604.53	0.00	0.00	0.00	0.00	0.00	(0.76)	(611.33)	0.00
6804 Five Forks Drainage Dst	0.09	0.00	0.00	3.92	307.17	0.00	0.00	0.00	0.00	0.00	(0.38)	(310.80)	0.00
6805 Flat Bayou Drainage Dst	0.21	0.00	0.00	9.17	724.47	0.00	0.00	0.00	0.00	0.00	(0.91)	(732.94)	0.00
6806 Frenchtown-Auburn Levee	0.44	0.00	0.00	18.42	1,693.13	0.00	0.00	0.00	0.00	0.00	(2.12)	(1,709.87)	0.00
6807 Grady-Gould Watershed	0.05	0.00	0.00	2.41	186.40	0.00	0.00	0.00	0.00	0.00	(0.23)	(188.63)	0.00
6808 Harding Drainage Imp Dst	0.22	0.00	0.00	13.75	1,231.14	0.00	0.00	0.00	0.00	0.00	(1.53)	(1,243.58)	0.00
6810 Levee District #3	0.05	0.00	0.00	2.33	441.35	0.00	0.00	0.00	0.00	0.00	(0.56)	(443.17)	0.00
6811 New Gascony Levee Dst	0.14	0.00	0.00	6.37	501.85	0.00	0.00	0.00	0.00	0.00	(0.63)	(507.73)	0.00
6812 Pinewood Sewer Imp Dst	0.08	0.00	0.00	10.90	961.45	0.00	0.00	0.00	0.00	0.00	(1.20)	(971.23)	0.00
6813 Plum Bayou Levee Dst	1.09	0.00	0.00	63.30	5,857.76	0.00	0.00	0.00	0.00	0.00	(7.33)	(5,914.82)	0.00
6814 Plum Bayou Irrigation Dst	0.08	0.00	0.00	4.57	358.85	0.00	0.00	0.00	0.00	0.00	(0.45)	(363.05)	0.00
6815 Salt Bayou Drainage Dst	0.18	0.00	0.00	8.06	629.60	0.00	0.00	0.00	0.00	0.00	(0.78)	(637.06)	0.00

Jefferson County Treasurer

General Ledger Balances by Fund -- Month 12 (FY2016)

Parameters: Date Range: 12/1/2016-12/31/2016 Selected Funds: 125 Summary

Fund - Revenue Code	Beginning Balance	Cash Receipts	Void Checks	Transfer In	Tax Transfer In	Com Earned	Void Receipts	Warrants Paid	Transfer Out	Tax Transfer Out	Com Charged	Other Checks	Ending Balance
6817 Sub Dst. 1 - Bradley Slough	0.10	0.00	0.00	4.84	419.14	0.00	0.00	0.00	0.00	0.00	(0.53)	(423.55)	0.00
6818 Suburbia Sewer Imp #11	17,687.72	0.00	0.00	5.92	337.60	0.00	0.00	0.00	0.00	0.00	(0.42)	(5,703.00)	12,327.82
6819 Timber Tax	0.71	0.00	0.00	29.32	2,085.18	0.00	0.00	0.00	0.00	0.00	(2.61)	(2,112.60)	0.00
6820 Waterloo Drainage Dst	0.20	0.00	0.00	10.87	1,421.51	0.00	0.00	0.00	0.00	0.00	(1.77)	(1,430.81)	0.00
6821 Bayou Meto Water Mgmt Imp Dist	0.98	0.00	0.00	43.05	3,369.14	0.00	0.00	0.00	0.00	0.00	(4.22)	(3,408.95)	0.00
6822 Country Estates POI Dist	0.00	0.00	0.00	0.00	0.00	0.00	0.00	0.00	0.00	0.00	0.00	0.00	0.00
6823 Sewer Improvement Dst #39	0.76	0.00	0.00	33.11	2,685.30	0.00	0.00	0.00	0.00	0.00	(3.36)	0.00	2,715.81
6824 Village At Redfield Project	0.03	0.00	0.00	9.76	755.68	0.00	0.00	0.00	0.00	0.00	(0.94)	(764.53)	0.00
6825 Long Lake Drn Dst	0.00	0.00	0.00	0.00	1.54	0.00	0.00	0.00	0.00	0.00	0.00	(1.54)	0.00
Totals for All Funds	11,454,648.27	\$2,251,083.27	\$20,439.51	\$913,375.86	\$9,755,774.46	\$66,508.38	(\$16,584.45)	(\$3,024,208.79)	(\$913,375.86)	(\$9,755,774.46)	(\$66,508.38)	(\$2,667,990.68)	8,017,387.13

Elizabeth W. "Liz" Rinchuso
Jefferson County Treasurer

101. W. Barraque – P. O. Box 6645 – Pine Bluff, AR – 71611
 Phone: 870-541-5302 – Fax: 870-541-5303
 E-MAIL – jeffersontre@sbcglobal.net

TREASURER'S REPORT
FINANCIAL HIGHLIGHTS
December, 2015

ACA 14-29-105. MONTHLY TREASURER'S REPORT - The county treasurer shall submit each month to the county quorum court a full report and a detailed statement of the financial condition of the county, showing receipts, disbursements, and balance on hand.
 IF ANY FURTHER INFORMATION IS NEEDED PLEASE CONTACT THE TREASURER'S OFFICE

	1/1/2015	12/31/2015	12/31/2014	YEAR-TO-DATE	
				2015	2014
1 ALL FUNDS COMBINED					
2 BALANCE	6,955,420.55	8,335,735.11	6,955,420.55		
3 RECEIPTS		2,636,458.94	2,426,143.39	89,675,515.00	88,273,992.13
4 EXPENDITURES		5,633,591.18	5,256,743.41	88,295,200.44	88,258,595.65
5					
6 CO. GENERAL FUND-1000					
7 BALANCE	1,103,763.39	1,712,991.44	1,103,763.39		
8 REVENUE PROJECTIONS	9,900,750.00	10,446,620.00	11,351,782.00		
9 APPROPRIATION	8,706,342.36	8,929,398.38	10,423,052.58		
10 RECEIPTS		1,435,017.59	1,012,436.04	9,997,249.52	10,235,647.02
11 EXPENDITURES		1,240,411.02	1,179,954.02	9,388,021.47	10,615,655.11
12 AVAILABLE FOR APPROPRIATION		472,559.62	-206,448.79		
14 CO. ROAD FUND-2000					
15 BALANCE	981,399.52	1,196,717.16	981,399.52		
16 REVENUE PROJECTIONS	5,305,550.00	5,377,474.00	5,030,341.00		
17 APPROPRIATION	3,566,014.00	4,756,792.26	4,396,412.00		
18 RECEIPTS		396,379.98	353,817.05	4,572,583.93	4,573,011.48
19 EXPENDITURES		497,456.42	273,453.56	4,357,266.29	4,392,407.71
20 AVAILABLE FOR APPROPRIATION		82,934.34	130,894.89		
21					
22 CO. ADULT JAIL FUND-3018					
23 BALANCE	41,598.30	24,157.12	41,598.30		
24 REVENUE PROJECTIONS	3,811,418.00	4,615,014.00	4,361,280.00		
25 APPROPRIATION	3,811,418.00	3,811,418.00	3,818,966.00		
26 RECEIPTS		361,083.01	297,005.47	3,472,278.10	4,114,231.04
27 EXPENDITURES		348,232.12	289,596.96	3,759,719.28	4,084,068.55
28 AVAILABLE FOR APPROPRIATION		0.00	0.00		
29					
30 DISTRICT COURT FUND-3408					
31 BALANCE	1.00	0.09	1.00		
32 REVENUE PROJECTIONS	486,668.00	486,668.00	486,668.00		
33 APPROPRIATION	486,668.00	486,668.00	486,668.00		
34 RECEIPTS		42,899.27	25,814.63	445,246.69	423,533.61
35 EXPENDITURES		42,899.20	25,813.83	445,247.60	423,539.12
36 AVAILABLE FOR APPROPRIATION		0.00	0.00		
37					
38 JUVENILE JUSTICE CENTER FUND-3400					
39 BALANCE	8,725.55	17,699.57	8,725.55		
40 REVENUE PROJECTIONS	1,550,000.00	1,811,354.93	1,593,053.00		
41 APPROPRIATION	1,550,000.00	1,784,800.00	1,430,000.00		
42 RECEIPTS		173,030.15	111,983.23	1,745,171.62	1,675,488.52
43 EXPENDITURES		166,581.39	126,759.83	1,736,197.60	1,795,047.06
44 AVAILABLE FOR APPROPRIATION		0.00	0.00		
45					
46 DETENTION FACILITIES M & O FUND-1803					
47 BALANCE	487,105.25	1,356,330.95	487,105.25		
48 REVENUE PROJECTIONS	2,677,500.00	2,881,570.00	2,458,500.00		
49 APPROPRIATION	2,400,000.00	2,400,000.00	2,373,001.00		
50 RECEIPTS		227,358.69	220,542.63	2,513,369.90	2,337,055.99
51 EXPENDITURES		295,103.58	3,859.05	1,644,144.20	2,054,093.58
52 AVAILABLE FOR APPROPRIATION		337,491.50	0.00		
53					
54 PUBLIC SAFETY SALES TAX FUND-1805					
55 BALANCE	396,635.18	309,553.68	396,635.18		
56 REVENUE PROJECTIONS	2,624,000.00	2,662,500.00	2,751,800.00		
57 APPROPRIATION	2,276,418.00	2,511,218.00	2,137,000.00		
58 RECEIPTS		232,914.51	226,696.02	2,479,156.65	2,399,292.45
59 EXPENDITURES		232,778.05	343,155.90	2,566,238.15	2,485,669.10
60 AVAILABLE FOR APPROPRIATION		18,157.00	0.00		
61					
INTEREST EARNED-6011		5,998.75	13,620.81	77,005.93	81,488.32

Treasurer's Accounts YTD as of December, 2015

Fund: ALL - Summary Report -

	Beginning Balance	Cash Receipts	Void Checks	Transfers In	Tax X In	Commission Earned	Void Receipts	Warrants Paid	Transfers Out	Tax X Out	Commission Charged	Other Checks	Ending Balance
1000 * County General Fund	1,103,765.39	2,195,016.99	11,743.98	1,497,481.63	6,305,066.95	0.00	0.00	8,258,416.75	860,760.39	128,000.53	150,668.63	935,000.00	1,712,997.44
1800 Created by Rollover from 2014	0.00	0.00	0.00	0.00	0.00	0.00	0.00	0.00	0.00	0.00	0.00	0.00	0.00
1801 * Mig Revenue Bond	13,615.44	0.00	0.00	0.00	0.00	0.00	0.00	0.00	0.00	0.00	0.00	0.00	13,615.44
1802 Created by Rollover from 2014	0.00	0.00	0.00	0.00	0.00	0.00	0.00	0.00	0.00	0.00	0.00	0.00	0.00
1803 * Detention Facilities M & O Fund	487,105.25	2,369,179.01	0.00	144,190.89	0.00	0.00	0.00	0.00	1,596,566.41	0.00	47,578.79	0.00	1,366,330.95
1804 Created by Rollover from 2014	0.00	0.00	0.00	0.00	0.00	0.00	0.00	0.00	0.00	0.00	0.00	0.00	0.00
1805 * Sales Tax/Public Safety Fund	396,635.18	2,443,719.27	7,627.15	35,437.38	0.00	0.00	0.00	1,056,334.58	1,468,781.32	0.00	48,749.40	0.00	309,553.68
1807 * Courthouse Sec Fund	2.66	0.00	0.00	0.00	0.00	0.00	0.00	0.00	0.00	0.00	0.00	0.00	2.66
1809 * FIMS & Itinerary Fund	86,822.36	58,185.01	4,930.81	69,217.73	0.00	0.00	0.00	135,786.61	201.79	0.00	25.43	0.00	83,142.08
1810 * Jury Fees Fund	1.39	18,550.00	0.00	41,450.30	0.00	0.00	0.00	60,000.00	0.00	0.00	0.32	0.00	1.37
1811 * Postage Fund	0.00	6,927.54	0.00	43,551.40	0.00	0.00	0.00	43,551.40	0.00	0.00	0.00	0.00	6,927.54
1900 ** Tri-Co Drug Task Force Grant F	28,708.56	49,672.12	259.59	0.00	0.00	0.00	0.00	27,750.97	263.26	0.00	0.00	0.00	50,626.04
1901 * FIMS & Itinerary Grant Fund	15,811.74	73,917.50	357.00	42,700.00	0.00	0.00	0.00	100,398.98	0.00	0.00	0.00	0.00	32,381.26
2000 * County Road	981,399.52	2,719,040.14	46,611.90	68,239.71	1,778,529.33	0.00	0.00	4,185,615.24	127,410.75	0.00	84,077.45	0.00	1,196,717.16
3000 * Co-Treasurer's Automation Fund	18,423.00	0.00	346.00	57,290.58	0.00	0.00	0.00	61,013.05	151,569.00	0.00	1.01	0.00	11,529.83
3001 * Collectors Auto Fund	109,735.23	0.00	960.40	17,352.36	107,573.85	0.00	0.00	110,282.80	0.00	0.00	2,168.61	0.00	123,170.43
3002 * Circuit Court Automation Fund	30,007.34	10,902.78	0.00	489.46	0.00	0.00	0.00	11,895.20	20.35	0.00	225.11	0.00	29,238.92
3004 Assessor's Amendment 79 Fund	49,572.47	8,244.35	0.00	693.32	0.00	0.00	0.00	0.00	22,330.00	0.00	176.61	0.00	36,003.53
3005 * County Clerks Cost Fund	26,181.75	17,397.09	0.00	482.01	0.00	0.00	0.00	0.00	29,879.66	0.00	353.15	0.00	13,822.04
3006 * Records Cost Fund	100,580.27	294,543.00	1,176.32	38,480.16	0.00	0.00	0.00	298,711.95	115,429.53	0.00	5,908.90	0.00	14,729.37
3008 * Co Library	745,308.43	0.00	0.00	16,264.60	633,767.91	0.00	0.00	530,000.00	0.00	0.00	12,844.89	0.00	792,496.05
3009 * Solid Waste	63,640.99	1,409,655.81	12,405.88	66,208.84	0.00	0.00	0.00	283,010.98	1,182,524.33	0.00	27,698.30	0.00	58,677.91
3011 * Created by Rollover from 2014	0.00	0.00	0.00	0.00	0.00	0.00	0.00	0.00	0.00	0.00	0.00	0.00	0.00
3012 Child Support Cost Fund	1,330.27	1,064.00	0.00	35.11	0.00	0.00	0.00	0.00	0.00	0.00	21.71	0.00	2,407.67
3013 * Game & Fish Education	0.00	1,285.00	0.00	0.00	0.00	0.00	0.00	11,285.00	0.00	0.00	0.00	0.00	0.00
3018 * Jeff Co Adult Jail Fund	41,598.30	1,994,752.48	8,826.64	1,747,525.62	0.00	0.00	0.00	3,690,908.97	37,811.08	0.00	39,825.87	0.00	24,157.12
3019 * Boating Safety & Enforcement	14,995.22	6,475.49	0.00	167.98	0.00	0.00	0.00	11,917.68	0.00	0.00	3.31	0.00	9,717.70
3020 * Emergency 9-1-1 Fund	16,663.24	250,089.16	0.00	3,353.04	0.00	0.00	0.00	0.00	260,516.19	0.00	5,008.08	0.00	4,581.17
3022 * Emergency Vehicle Fund	0.00	16,700.00	0.00	293.74	0.00	0.00	0.00	14,004.66	0.00	0.00	339.81	0.00	5,653.27
3023 * Rural Fire Protection	0.00	22,488.64	1,171.91	0.00	0.00	0.00	0.00	1,171.91	0.00	0.00	0.00	0.00	22,488.64

Treasurer's Accounts YTD as of December, 2015

- Summary Report -

	Beginning Balance	Cash Receipts	Checks	Transfers In	Tax X In	Commission Earned	Void Receipts	Warrants Paid	Transfers Out	Tax X Out	Commission Charged	Other Checks	Ending Balance
3025 Pros Atty Victim Witness	69,792.94	23,257.38	73.18	63,888.11	0.00	0.00	0.00	43,883.30	34,106.60	0.00	480.42	0.00	78,541.29
3026 Indigent Criminal Defense Fund	149,046.06	55,269.39	214.01	7,704.36	0.00	0.00	0.00	43,220.46	0.00	0.00	1,084.37	0.00	167,928.99
3027 District Court Cost	14,037.35	1,168.76	0.00	13,064.57	0.00	0.00	0.00	0.00	14,037.35	0.00	24.66	0.00	14,208.69
3028 * Adult Drug Ct Fund	23,286.62	15,694.61	50.00	333.37	0.00	0.00	0.00	11,886.31	0.00	0.00	52.02	0.00	27,426.27
3031 Circuit Ct Juve Div/ Juve Pro Fee	63,090.24	104,072.98	0.00	1,749.56	0.00	0.00	0.00	0.00	148,351.37	0.00	2,091.10	0.00	18,470.31
3032 Juvenile Ct Representation	4,904.60	0.00	0.00	0.00	0.00	0.00	0.00	0.00	0.00	0.00	0.00	0.00	4,904.60
3033 * Solid Waste Contract Fund	0.00	0.00	681.81	1,182,524.33	0.00	0.00	0.00	1,183,206.14	0.00	0.00	0.00	0.00	0.00
3036 Recycling Fund	29,404.16	358,773.73	18,179.32	13,162.78	0.00	0.00	0.00	345,782.26	5,521.97	0.00	1,133.71	0.00	67,082.05
3039 Circuit Clerk Commission Fund	3,572.56	2,169.19	0.00	79.37	0.00	0.00	0.00	0.00	200.00	0.00	44.44	0.00	5,576.68
3400 * Juvenile Justice Center	8,725.55	839,383.15	23,238.04	1,005,788.47	0.00	0.00	0.00	1,836,621.29	8,250.75	0.00	14,563.60	0.00	17,699.57
3401 * Juvenile Justice Education	277,246.97	641,966.98	1,580.72	3,365.88	0.00	0.00	0.00	565,168.61	15,432.57	0.00	66.51	0.00	343,492.86
3402 * Reserve Fund-Rural Fire Protect	60,010.00	0.00	0.00	0.00	0.00	0.00	0.00	0.00	0.00	0.00	0.00	0.00	60,010.00
3403 * MECA (Metro) Emer Comm Assn	316,379.61	700,697.90	18,447.88	838,337.77	0.00	0.00	0.00	1,700,864.22	10,858.27	0.00	69.54	0.00	162,274.13
3404 9-1-1 Emergency Sys Reserve	441,189.66	0.00	0.00	5,296.11	0.00	0.00	0.00	0.00	0.00	0.00	104.64	0.00	446,381.13
3405 9-1-1 EMS Fund	89,690.81	310,205.46	0.00	4,602.70	0.00	0.00	0.00	0.00	345,300.00	0.00	6,220.73	0.00	52,978.24
3406 * Jeff Co Adult Jail Medical Fund	60,616.45	0.00	0.00	727.65	0.00	0.00	0.00	0.00	0.00	0.00	14.39	0.00	61,329.71
3407 * Environmental Enforcement Offi	41,211.34	0.00	171.40	370.85	0.00	0.00	0.00	23,618.24	123.36	0.00	7.34	0.00	18,004.65
3408 * District Court Fund	1.00	3,953.31	2,660.09	440,979.13	0.00	0.00	0.00	437,441.57	1,463.00	0.00	0.01	8,688.86	0.09
3409 Jail Operation Fund	125,985.70	126,140.62	0.00	4,558.67	0.00	0.00	0.00	0.00	125,985.70	0.00	2,544.95	0.00	128,154.34
3410 Judicial Enhancement	58,758.81	13,088.02	0.00	63,281.74	0.00	0.00	0.00	0.00	86,139.83	0.00	270.90	0.00	48,717.84
3411 * Economic Development Sales T	0.00	3,553,788.56	0.00	6,674.33	0.00	0.00	0.00	3,553,788.56	0.00	0.00	6,674.33	0.00	0.00
3412 1st Div Cr Ct Jury Assess Fee	0.00	0.00	0.00	0.00	0.00	0.00	0.00	0.00	0.00	0.00	0.00	0.00	0.00
3413 Jeff Co Emergency Reserve Fund	180,624.04	0.00	0.00	0.00	0.00	0.00	0.00	0.00	150,000.00	0.00	0.00	0.00	30,624.04
3414 Waste Tire Felly Closure Cost Fur	3,740.00	0.00	0.00	0.00	0.00	0.00	0.00	0.00	0.00	0.00	0.00	0.00	3,740.00
3500 * Local Citizens Corps Grant Cou	0.00	0.00	0.00	0.00	0.00	0.00	0.00	0.00	0.00	0.00	0.00	0.00	0.00
3502 * Victims Of Crime Fund	0.00	128,390.21	0.00	22,941.60	0.00	0.00	0.00	118,670.97	0.00	0.00	0.00	0.00	32,660.84
3504 * LEADWAY	0.00	0.00	0.00	0.00	0.00	0.00	0.00	0.00	0.00	0.00	0.00	0.00	0.00
3505 * Drug Court Grant Fund	0.00	0.00	0.00	0.00	0.00	0.00	0.00	0.00	0.00	0.00	0.00	0.00	0.00
3506 * Fire Prevention & Safety Fund	0.68	0.00	0.00	0.00	0.00	0.00	0.00	0.00	0.00	0.00	0.00	0.00	0.68
3508 * Organized Crime Enf (Old LLEB)	44,619.06	51,040.41	0.00	0.00	0.00	0.00	0.00	0.00	3,960.46	0.00	0.00	0.00	91,699.01

Treasurer's Accounts YTD as of December, 2015

- Summary Report -

	Beginning Balance	Cash Receipts	Checks	Void Checks	Transfers In	Tax X In	Commission Earned	Void Receipts	Warrants Paid	Transfers Out	Tax X Out	Commission Charged	Other Checks	Ending Balance
3309 Justice Equitable Sharing Program	28,987.29	0.00	0.00	0.00	6,986.20	0.00	0.00	0.00	18,763.13	0.00	0.00	0.00	0.00	17,210.36
3510 Recycling Res Recovery Grant F	41,116.13	146,342.69	0.00	0.00	0.00	0.00	0.00	0.00	83,403.93	21,907.95	0.00	0.00	0.00	82,146.94
3511 Voting Systems Grant Fund	0.00	0.00	0.00	0.00	0.00	0.00	0.00	0.00	0.00	0.00	0.00	0.00	0.00	0.00
3512 E-Waste Grant Fund	13,192.80	8,224.33	0.00	0.00	0.00	0.00	0.00	0.00	4,162.88	17,254.25	0.00	0.00	0.00	0.00
4900 Jeff Co Construction	9,993.94	36,868.25	0.00	0.00	255.93	0.00	0.00	0.00	1,250.00	0.00	0.00	5.06	0.00	45,863.06
4801 Jeff Co Courthouse Bldg	504.14	0.00	0.00	0.00	6.05	0.00	0.00	0.00	0.00	0.00	0.00	0.11	0.00	510.08
6000 Treasurer's Commission	(240.00)	0.00	0.00	0.00	274.26	0.00	564,003.96	0.00	0.00	564,008.22	0.00	0.00	0.00	0.00
6002 10% Holdback	0.00	0.00	0.00	0.00	7,651.44	3,825,896.95	0.00	0.00	0.00	7,651.44	3,825,896.95	0.00	0.00	0.00
6003 Property Tax Relief Fund	0.00	201,807.06	0.00	0.00	0.00	0.00	0.00	0.00	0.00	97,557.00	104,250.06	0.00	0.00	0.00
6004 Delinquent Personal Tax	0.00	0.00	0.00	0.00	0.00	1,823,746.90	0.00	0.00	0.00	0.00	1,823,746.90	0.00	0.00	0.00
6005 Delinquent Real Estate Tax	0.00	0.00	0.00	0.00	0.00	1,091,247.40	0.00	0.00	0.00	0.00	1,091,247.40	0.00	0.00	0.00
6007 State Land Redemption	0.00	520,846.70	0.00	0.00	0.00	0.00	0.00	0.00	0.00	37.29	520,809.41	0.00	0.00	0.00
6009 Law Library	26,306.13	68,407.72	2,735.25	0.00	9,175.36	0.00	0.00	0.00	64,827.31	0.00	0.00	1,324.19	0.00	40,772.96
6010 Jefferson Co. Admin Of Justice	3,965.21	337,949.14	5,177.00	4,099.78	0.00	0.00	0.00	0.00	0.00	282,196.18	0.00	6,758.97	58,136.20	4,099.78
6011 Interest Earned	0.00	77,913.79	0.00	0.00	0.00	0.00	0.00	0.00	0.00	77,913.79	0.00	0.00	0.00	0.00
6013 Common School - Unapportioned	0.00	1,239.71	0.00	0.00	0.00	0.00	0.00	0.00	0.00	981.98	257.73	0.00	0.00	0.00
6016 County Fire Protection Premium	0.00	42,692.81	21,369.01	0.00	0.00	0.00	0.00	0.00	0.00	0.00	0.00	0.00	64,061.82	0.00
6400 Advance Tax Collector	0.00	0.00	0.00	0.00	0.00	0.00	0.00	0.00	0.00	0.00	0.00	0.00	0.00	0.00
6403 Jeff Co. Hosp Insurance	5,133.93	1,333.14	0.00	0.00	52.06	0.00	0.00	0.00	2,369.24	0.00	0.00	1.02	0.00	4,148.87
6404 Stop-Loss Insurance	2,436.21	0.00	0.00	0.00	0.00	0.00	0.00	0.00	0.00	0.00	0.00	0.00	0.00	2,436.21
6405 Jeff Co Workers Comp	117,147.35	93,274.27	0.00	0.00	50,339.33	0.00	0.00	0.00	201,031.03	49,982.47	0.00	7.06	0.00	9,740.39
6406 Jeff Co Unemploy Insurance	173.49	0.00	0.00	0.00	53,542.40	0.00	0.00	0.00	53,362.46	0.00	0.00	0.30	0.00	353.13
6407 Delinquent Lot Clearance	0.00	0.00	0.00	0.00	0.00	1,152.82	0.00	0.00	0.00	0.00	1,152.82	0.00	0.00	0.00
6408 Delinquent Utility Tax	0.00	0.00	0.00	0.00	0.00	0.00	0.00	0.00	0.00	0.00	0.00	0.00	0.00	0.00
6409 Delinquent Improvement Tax	0.00	0.00	0.00	0.00	0.00	5,017.63	0.00	0.00	0.00	0.00	5,017.63	0.00	0.00	0.00
6410 Tax Protest Fund	0.00	0.00	0.00	0.00	0.00	0.00	0.00	0.00	0.00	0.00	0.00	0.00	0.00	0.00
6600 Pine Bluff - General	0.00	8,559.73	46,829.89	1,914,093.13	1,885,806.68	0.00	0.00	0.00	0.00	0.00	4,737.22	3,850,352.26	0.00	0.00
6601 Pine Bluff - Road	0.00	2,567.91	0.00	998.89	561,220.66	0.00	0.00	0.00	0.00	563,377.68	0.00	1,409.78	0.00	0.00
6602 Pine Bluff - Library	0.00	2,739.11	0.00	1,064.43	598,000.87	0.00	0.00	0.00	0.00	600,302.20	0.00	1,502.21	0.00	0.00
6603 Pine Bluff - Policemen	0.00	1,711.94	0.00	662.60	372,071.45	0.00	0.00	0.00	0.00	373,511.35	0.00	934.64	0.00	0.00

Treasurer's Accounts YTD as of December, 2015

- Summary Report -

	Beginning Balance	Cash Receipts	Void Checks	Transfers In	Tax X In	Commission Earned	Void Receipts	Warrants Paid	Transfers Out	Tax X Out	Commission Charged	Other Checks	Ending Balance
6604 Pine Bluff - Elmen	0.00	1,711.94	0.00	662.60	372,071.45	0.00	0.00	0.00	373,511.35	0.00	934.64	0.00	0.00
6605 Pine Bluff - Bonds	0.00	0.00	0.00	0.00	0.00	0.00	0.00	0.00	0.00	0.00	0.00	0.00	0.00
6610 Altheimer - General	0.00	0.00	0.00	6,807.88	22,579.06	0.00	0.00	0.00	0.00	0.00	36.42	29,330.52	0.00
6611 Altheimer - Road	0.00	0.00	0.00	11.66	6,774.32	0.00	0.00	0.00	6,769.05	0.00	16.93	0.00	0.00
6620 Humphrey - General	0.00	0.00	0.00	10.12	5,859.63	0.00	0.00	0.00	0.00	0.00	14.66	5,855.09	0.00
6630 Redfield - General	0.00	0.00	0.00	21,846.44	72,426.16	0.00	0.00	0.00	0.00	0.00	181.10	94,091.50	0.00
6631 Redfield - Road	0.00	0.00	0.00	38.12	21,735.50	0.00	0.00	0.00	21,719.31	0.00	54.31	0.00	0.00
6640 Sherrill - General	0.00	0.00	0.00	3.18	1,857.44	0.00	0.00	240.85	0.00	0.00	4.63	1,615.14	0.00
6650 Wabbaseka - General	0.00	0.00	5,088.46	111,632.66	369,970.97	0.00	0.00	0.00	0.00	0.00	13.27	5,312.69	0.00
6660 White Hall - General	0.00	0.00	0.00	9.22	53,167.4	0.00	0.00	0.00	0.00	0.00	277.73	0.00	0.00
6661 White Hall - Road	0.00	0.00	0.00	197.73	1,1053.91	0.00	0.00	0.00	110,973.91	0.00	0.00	0.00	0.00
6700 Pine Bluff SD 3	0.00	8,781,497.00	0.00	26,438,0014,675,758.21	0.00	0.00	0.00	0.00	0.00	0.00	36,756,3923,446,936.82	0.00	0.00
6710 Dollarway SD 2	0.00	2,586,756.87	0.00	7,598.33	4,183,895.09	0.00	0.00	136,125.48	0.00	0.00	10,561.12	6,631,563.69	0.00
6720 Altheimer Unified SD 22	0.00	896.60	0.00	587.17	1,463.83	0.00	0.00	6.28	0.00	0.00	5.10	2,936.22	0.00
6730 Watson Chapel SD 24	0.00	2,689,532.20	0.00	6,420.81	3,675,538.49	0.00	0.00	0.00	0.00	0.00	9,208.26	6,362,283.24	0.00
6740 White Hall SD 27	0.00	6,545,561.86	0.00	28,217,5110,306,350.26	0.00	0.00	0.00	0.00	0.00	0.00	25,797,3016,854,332.33	0.00	0.00
6750 Humphrey DeWitt SD	0.00	194,637.17	13,221.95	533.71	297,815.31	0.00	0.00	3,272.69	0.00	0.00	744.74	502,190.71	0.00
6760 Arkansas Co SD 1	0.00	0.00	0.00	0.52	315.88	0.00	0.00	0.00	0.00	0.00	0.80	315.60	0.00
6800 Goussart Bayou	0.00	0.00	0.00	34.63	32,818.48	0.00	0.00	0.00	0.00	0.00	41.06	32,812.05	0.00
6801 Drainage District #4	0.00	0.00	0.00	2.98	2,815.86	0.00	0.00	0.00	0.00	0.00	3.52	2,815.32	0.00
6802 Drainage District #7	0.00	0.00	0.00	2.77	2,468.15	0.00	0.00	0.00	0.00	0.00	3.08	2,467.84	0.00
6803 Farrelly Lake Levee Dst	0.00	0.00	0.00	9.88	9,256.51	0.00	0.00	0.00	0.00	0.00	11.58	9,254.81	0.00
6804 Five Forks Drainage Dst	0.00	0.00	0.00	5.30	4,909.52	0.00	0.00	0.00	0.00	0.00	6.14	4,908.68	0.00
6805 Flat Bayou Drainage Dst	0.00	0.00	0.00	11.74	11,261.01	0.00	0.00	0.00	0.00	0.00	14.08	11,258.67	0.00
6806 Ferriehow Auburn Levee	0.00	0.00	0.00	25.11	23,746.29	0.00	0.00	0.00	0.00	0.00	29.68	23,741.68	0.00
6807 Grady-Gould Watershed	0.00	0.00	0.00	3.17	3,073.40	0.00	0.00	0.00	0.00	0.00	3.83	3,072.74	0.00
6808 Harding Drainage Imp Dst	0.00	0.00	0.00	18.49	17,339.09	0.00	0.00	0.00	0.00	0.00	21.67	17,335.91	0.00
6809 Jeff Hills P O I Dist #1	0.00	0.00	0.00	0.00	0.00	0.00	0.00	0.00	0.00	0.00	0.00	0.00	0.00
6810 Levee District #3	0.00	0.00	0.00	3.15	2,982.15	0.00	0.00	0.00	0.00	0.00	3.73	2,981.57	0.00
6811 New Gasconrv Levee Dst	0.00	0.00	0.00	8.45	8,007.63	0.00	0.00	0.00	0.00	0.00	10.03	8,006.05	0.00

Treasurer's Accounts YTD as of December, 2015

- Summary Report -

	Beginning Balance	Cash Receipts	Void Checks	Transfers In	Tax X In	Commission Earned	Void Receipts	Warrants Paid	Transfers Out	Tax X Out	Commission Charged	Other Checks	Ending Balance
6812 Pinewood Sewer Imp Dst	0.00	0.00	0.00	14.29	13,579.30	0.00	0.00	0.00	0.00	0.00	16.97	13,576.62	0.00
6813 Plum Bayou Levee Dst	0.00	0.00	0.00	84.54	79,712.54	0.00	0.00	129.29	0.00	0.00	99.69	79,588.10	0.00
6814 Plum Bayou Irrigation Dst	0.00	0.00	0.00	6.21	5,741.57	0.00	0.00	0.00	0.00	0.00	7.18	5,740.60	0.00
6815 Salt Bayou Drainage Dst	0.00	0.00	0.00	11.49	10,687.44	0.00	0.00	0.00	0.00	0.00	13.37	10,685.56	0.00
6816 SID 38	0.00	0.00	0.00	0.00	0.00	0.00	0.00	0.00	0.00	0.00	0.00	0.00	0.00
6817 Sub Dst 1 - Bradley Slough	0.00	0.00	0.00	6.19	5,795.12	0.00	0.00	0.00	0.00	0.00	7.24	5,794.07	0.00
6818 Suburban Sewer Imp #11	12,057.45	0.00	0.00	170.22	5,970.18	0.00	0.00	0.00	0.00	0.00	7.68	5,703.06	12,481.17
6819 Timber Tax	0.00	0.00	0.00	39.81	37,493.15	0.00	0.00	0.00	0.00	0.00	46.89	37,486.07	0.00
6820 Waterloo Drainage Dst	0.00	0.00	0.00	14.86	13,584.83	0.00	0.00	0.00	0.00	0.00	16.98	13,582.71	0.00
6821 Bayou Metro Water Mgmt Imp Dist	0.00	0.00	0.00	58.49	55,666.77	0.00	0.00	0.00	0.00	0.00	69.58	55,655.68	0.00
6822 Country Estates PO Dist	0.00	0.00	0.00	48.13	45,751.37	0.00	0.00	0.00	0.00	0.00	57.20	45,742.30	0.00
6823 Sewer Improvement Dst #39	298,816.27	0.00	0.00	2,349.56	116,367.90	0.00	0.00	258,317.57	0.00	0.00	148.29	78,486.35	80,571.52
6824 Village At Redfield Project	0.00	0.00	0.00	12.88	12,283.45	0.00	0.00	590.56	0.00	0.00	15.35	11,690.42	0.00
6825 Long Lake Drm Dist	0.00	0.00	0.00	0.01	24.58	0.00	0.00	0.00	0.00	0.00	0.00	24.59	0.00
6826 Westside SID #35 (c/o City of PB)	0.00	0.00	0.00	0.00	0.00	0.00	0.00	0.00	0.00	0.00	0.00	0.00	0.00
Totals For All Funds Listed	\$6,955,420.55	\$89,675,515.00	\$256,135.59	\$9,833,167.13	\$94,808,395.52	\$564,003.96	\$0.00	\$29,640,541.36	\$94,808,395.52	\$94,808,395.52	\$58,910,794.67	\$584,003.96	\$8,335,735.11

Elizabeth W. "Liz" Rinchuso
Jefferson County Treasurer

101. W. Barraque - P. O. Box 6645 - Pine Bluff, AR - 71611
 Phone: 870-541-5302 - Fax: 870-541-5303
 E-Mail - jeffersontre@sbcglobal.net

TREASURER'S REPORT
FINANCIAL HIGHLIGHTS
DECEMBER, 2014

****Sales Tax Rebate for**
Feb '14 -0-

YTD \$392,215.03

Counties portion approx.

32% or \$125,508.81

	1/1/2014	12/31/2014	12/31/2013	YEAR-TO-DATE	
				2014	2013
1 <u>ALL FUNDS COMBINED</u>					
2 BALANCE	6,940,024.07	6,955,420.55	6,939,041.39		
3 RECEIPTS		2,426,143.39	3,142,322.67	88,273,992.13	87,758,712.19
4 EXPENDITURES		5,256,743.41	5,885,350.22	88,258,595.65	88,534,434.85
5					
6 <u>CO. GENERAL FUND-1000</u>					
7 BALANCE	1,483,771.48	1,103,763.39	1,483,709.87		
8 REVENUE PROJECTIONS	10,407,400.00	11,351,782.00	10,874,655.32		
9 APPROPRIATION	9,700,446.95	10,423,052.58	9,713,877.64		
10 RECEIPTS		1,012,436.04	1,436,825.04	10,235,647.02	10,282,209.68
11 EXPENDITURES		1,179,954.02	1,159,479.06	10,615,655.11	10,269,757.34
12 AVAILABLE FOR APPROPRIATION		-206,448.79	73,312.14		
13					
14 <u>CO. ROAD FUND-2000</u>					
15 BALANCE	800,795.75	981,399.52	800,293.15		
16 REVENUE PROJECTIONS	5,005,200.00	5,030,341.00	4,456,833.00		
17 APPROPRIATION	3,534,504.00	4,396,412.00	4,006,568.10		
18 RECEIPTS		353,817.05	353,093.92	4,573,011.48	4,066,487.71
19 EXPENDITURES		273,453.56	239,514.33	4,392,407.71	3,833,611.87
20 AVAILABLE FOR APPROPRIATION		130,894.89	144,581.70		
21					
22 <u>CO. ADULT JAIL FUND-3018</u>					
23 BALANCE	11,435.81	41,598.30	11,374.20		
24 REVENUE PROJECTIONS	3,921,633.00	4,361,280.00	3,733,630.00		
25 APPROPRIATION	3,818,966.00	3,818,966.00	3,733,630.00		
26 RECEIPTS		297,005.47	210,171.33	4,114,231.04	3,824,854.91
27 EXPENDITURES		289,596.96	279,287.14	4,084,068.55	3,878,592.73
28 AVAILABLE FOR APPROPRIATION		373,799.00	0.00		
29					
30 <u>DISTRICT COURT FUND-3408</u>					
31 BALANCE	6.51	1.00	6.51		
32 REVENUE PROJECTIONS	486,668.00	486,668.00	534,414.00		
33 APPROPRIATION	486,668.00	486,668.00	534,414.00		
34 RECEIPTS		25,814.63	29,791.47	423,533.61	200,096.67
35 EXPENDITURES		25,813.83	29,784.96	423,539.12	432,957.24
36 AVAILABLE FOR APPROPRIATION		0.00	0.00		
37					
38 <u>JUVENILE JUSTICE CENTER FUND-3400</u>					
39 BALANCE	128,284.09	8,725.55	128,284.09		
40 REVENUE PROJECTIONS	1,529,250.00	1,593,053.00	1,802,000.00		
41 APPROPRIATION	1,430,000.00	1,430,000.00	1,802,000.00		
42 RECEIPTS		111,983.23	134,950.53	1,675,488.52	1,896,505.73
43 EXPENDITURES		126,759.83	148,671.97	1,795,047.06	1,815,375.02
44 AVAILABLE FOR APPROPRIATION		86,747.00	0.00		
45					
46 <u>DETENTION FACILITIES M & O FUND-1803</u>					
47 BALANCE	204,142.84	487,105.25	204,142.84		
48 REVENUE PROJECTIONS	2,458,500.00	2,458,500.00	2,301,533.00		
49 APPROPRIATION	2,373,001.00	2,373,001.00	2,301,533.00		
50 RECEIPTS		220,542.63	212,751.62	2,337,055.99	2,341,972.82
51 EXPENDITURES		3,859.05	112,997.74	2,054,093.58	2,470,253.62
52 AVAILABLE FOR APPROPRIATION		0.00	0.00		
53					
54 <u>PUBLIC SAFETY SALES TAX FUND-1805</u>					
55 BALANCE	483,011.83	396,635.18	483,011.83		
56 REVENUE PROJECTIONS	2,751,800.00	2,751,800.00	2,321,031.00		
57 APPROPRIATION	2,137,000.00	2,137,000.00	2,321,031.00		
58 RECEIPTS		226,696.02	328,259.91	2,399,292.45	2,832,832.25
59 EXPENDITURES		343,155.90	270,304.60	2,485,669.10	2,570,626.51
60 AVAILABLE FOR APPROPRIATION		0.00	0.00		
61					
62					
INTEREST EARNED-6011		13,620.81	13,072.10	81,488.32	75,266.57

Bank Balances On 12/31/2014

01/08/2015 10:32

005001	Simmons 1st Natl	\$1,928,706.69
005003	Relyance Bank	\$1,287,639.27
005005	SFNB Federal Grants Account	\$42,213.48
005021	Simmons Check/Warrant Account	\$0.00
005061	SFNB T-Note; 8-21-19 @ 1.7 (Step)	\$500,000.00
005063	SFNB T-Note; 7-30-27 @ 1.051	\$496,500.00
005064	SFNB T-Note; 8-23-27 @ 1.00	\$500,000.00
005065	SFNB T-Note; 6-28-27 @ 1.50	\$1,000,000.00
005066	SFNB T-Note; 10-18-27 @ 2.00	\$500,000.00
005068	SFNB T-Note; 10-29-27 @ 2.25	\$200,000.00
005069	SFNB T-Note; 12-28-27 @ 2.00	\$500,361.11
005070	SFNB T-Note; 8-14-28 @3.00	\$0.00
Totals For All Accounts Listed		\$6,955,420.55

Treasurer's Accounts YTD as of December, 2014
- Summary Report -

	Beginning Balance	Cash Receipts	Checks	Transfers In	Tax X In	Commission Earned	Void Receipts	Warrants Paid	Transfers Out	Tax X Out	Commission Charged	Other Checks	Ending Balance
1800 * Equity General Fund	1483,741.48	2,620,112.12	152,029.65	1,620,534.19	6,024,913.88	0.00	29,868.17	9,682,707.36	932,433.86	1,970.46	147,572.30	2,903.98	1,037,653.99
1800 * JCDC Sale Proceeds(Closed 1/3	13.45	0.00	0.00	0.00	0.00	0.00	0.00	0.00	13.45	0.00	0.00	0.00	0.00
1801 * Mfg Revenue Bond	13,615.44	0.00	0.00	0.00	0.00	0.00	0.00	0.00	0.00	0.00	0.00	0.00	13,615.44
1802 Jeff Co. 1992-A Escrow (Closed 1/	325.69	0.00	0.00	0.00	0.00	0.00	0.00	0.00	325.69	0.00	0.00	0.00	0.00
1803 * Detention Facilities M&O Fund	2,043,422.84	2,302,053.83	0.00	35,002.16	0.00	0.00	0.00	0.00	2,008,000.00	0.00	45,995.58	0.00	487,095.25
1804 Detention Fac Reserve(Closed 1/3	4,785.63	0.00	0.00	0.00	0.00	0.00	0.00	0.00	4,785.63	0.00	0.00	0.00	0.00
1805 * Sales Tax Public Safety Fund	183,011.38	2,385,163.86	3,019.55	34,134.09	0.00	0.00	0.00	885,432.50	1,555,837.97	0.00	47,118.18	0.00	396,533.18
1807 * Courthouse Sec Fund	57.93	11,060.00	0.00	0.00	0.00	0.00	0.00	11,057.34	57.93	0.00	0.00	0.00	2.66
1809 * FINS - Agency Fund	54,688.05	2,125,000.00	0.00	54,830.13	0.00	0.00	0.00	64,974.74	0.00	0.00	16,008	0.00	36,822.36
1810 * Jury Fees Fund	41,511.66	22,275.00	0.00	8,606.86	0.00	0.00	0.00	72,389.80	0.00	0.00	2.33	0.00	1.39
1900 * Traffic Drug & Justice Grant	26,743.02	36,716.82	0.00	0.00	0.00	0.00	0.00	34,077.88	0.00	0.00	0.00	0.00	287,095.36
1901 ** FINS & Truancy Grant Fund	0.00	32,839.50	198.00	77,999.57	0.00	0.00	0.00	95,225.33	0.00	0.00	0.00	0.00	15,817.74
2000 * County Road	800,795.75	2,730,895.12	12,207.65	57,178.90	1,734,937.41	0.00	0.00	4,268,702.90	52,193.12	9.24	85,604.10	0.00	381,399.52
3000 * Co. Treasurers Automation Fund	26,151.30	0.00	0.00	54,244.68	0.00	0.00	0.00	63,970.25	0.00	0.00	2.73	0.00	16,423.00
3001 * Collections Auto Fund	109,998.30	0.00	0.00	2,046.72	104,921.28	0.00	0.00	102,220.41	0.00	0.00	2,171.11	0.00	109,765.28
3002 * Circuit Court Automation Fund	24,971.84	14,939.46	0.00	581.48	0.00	0.00	0.00	10,178.70	0.00	0.00	306.74	0.00	30,007.34
3004 * Assessor's Automation Fund	46,450.90	7,820.83	0.00	791.74	0.00	0.00	0.00	0.00	5,300.00	0.00	170.20	0.00	49,572.77
3005 County Clerks Cost Fund	24,008.97	17,007.67	0.00	3,304.94	0.00	0.00	0.00	0.00	17,793.80	0.00	346.03	0.00	26,181.75
3006 * Recorders Cost Fund	30,569.76	138,754.50	0.00	2,289.55	0.00	0.00	0.00	68,246.01	0.00	0.00	2,787.58	0.00	100,580.27
3008 * Co Library	705,985.23	0.00	0.00	17,619.48	620,994.61	0.00	0.00	580,810.01	0.00	5,859.61	12,621.27	0.00	745,308.43
3009 * Solid Waste	140,159.36	1,385,102.76	69.74	17,615.47	0.00	0.00	0.00	2,537,739.11	176,445.65	0.00	7,513.26	0.00	63,640.99
3011 * Reappraisal Cost Fund (Closed 1.	26,239.37	0.00	0.00	0.00	0.00	0.00	0.00	2,340.65	23,898.72	0.00	0.00	0.00	0.00
3012 Child Support Cost Fund	384.66	1,330.00	0.00	27.08	0.00	0.00	0.00	0.00	381.66	0.00	26.81	0.00	1,330.27
3013 * Game & Fish Education	11,270.00	0.00	0.00	0.00	0.00	0.00	0.00	11,270.00	0.00	0.00	0.00	0.00	0.00
3018 * Jeff Co. Adult Ball Fund	117,958.01	1,338,329.88	24,054.73	2,575,901.16	9.00	0.00	0.00	4,056,961.84	17,637.48	0.00	30,183.99	0.00	41,598.90
3019 * Boating Sfty & Enforcement	3,750.14	4,997.16	0.00	11,016.75	0.00	0.00	0.00	1,015.41	3,750.14	0.00	3.28	0.00	14,995.22
3020 * Emergency 911 Fund	5,310.09	340,756.43	0.00	2,622.25	0.00	0.00	0.00	0.00	327,200.00	0.00	6,325.88	0.00	15,665.27
3023 * Rural Fire Protection Fund	0.00	94,714.33	0.00	0.00	0.00	0.00	0.00	94,714.33	0.00	0.00	0.00	0.00	0.00
3025 * Pros. Adv. Victim Witness	52,288.61	28,142.96	0.00	59,207.08	0.00	0.00	0.00	64,288.94	0.00	0.00	176.77	0.00	69,722.97
3026 * Indigent Criminal Defense Fund	142,264.25	55,730.09	25.00	7,482.43	0.00	0.00	0.00	55,383.36	0.00	0.00	1,072.35	0.00	149,046.06

Treasurer's Accounts YTD as of December, 2014

Fund: ALL

- Summary Report -

	Beginning Balance	Cash Receipts	Checks	Void Checks	Transfers In	Tax X In	Commission Earned	Void Receipts	Warrants Paid	Transfers Out	Tax X Out	Commission Charged	Other Checks	Ending Balance
3027 District Court Costs	14,013.95	14,025.36	0.00	0.00	295.08	0.00	0.00	0.00	0.00	149,335.35	0.00	283.09	0.00	140,375.35
3028 Adult Drug Ct Fund	14,286.96	12,744.52	0.00	0.00	321.77	0.00	0.00	0.00	4,013.55	0.00	0.00	63.08	0.00	23,286.62
3030 Adult Drug Ct Fund	52,227.49	20,026.66	0.00	0.00	2,319.32	0.00	0.00	0.00	0.00	109,067.00	0.00	2,180.83	0.00	63,999.22
3032 Juvenile Ct Representation	4,904.60	0.00	0.00	0.00	0.00	0.00	0.00	0.00	0.00	0.00	0.00	0.00	0.00	4,904.60
3033 Solid Waste Contract Fund	0.00	0.00	0.00	0.00	147,826.65	0.00	0.00	0.00	114,826.65	0.00	0.00	0.00	0.00	0.00
3036 Recycling Fund	56,247.65	536,342.45	7,159.41	0.00	48,879.69	0.00	0.00	0.00	614,786.45	3,740.00	0.00	698.59	0.00	29,404.16
3039 Adult Detox Commissioners Fee	203.12	3,148.12	0.00	0.00	289.24	0.00	0.00	0.00	0.00	0.00	0.00	67.92	0.00	3,528.56
3400 Juvenile Justice Center	128,284.09	847,257.32	2,397.67	828,231.20	0.00	0.00	0.00	0.00	1,782,900.35	0.00	0.00	14,544.38	0.00	8,725.55
3401 Juvenile Justice Education	162,259.29	633,980.41	88.00	0.00	2,847.52	0.00	0.00	0.00	512,531.77	9,566.19	0.00	562.91	0.00	277,216.97
3402 Reserve Fund-Rural Fire Protect	60,010.00	0.00	0.00	0.00	0.00	0.00	0.00	0.00	0.00	0.00	0.00	0.00	0.00	60,010.00
3403 WIC/Medicaid/Child Support Assn	188,095.59	758,036.54	3,048.18	969,780.55	0.00	0.00	0.00	256,339	1,599,292.53	2,464.00	0.00	308.49	0.00	3,161,399.61
3404 9-1-1 Emergency Sys Reserve	435,136.15	0.00	0.00	0.00	6,175.56	0.00	0.00	0.00	0.00	0.00	0.00	122.05	0.00	441,189.66
3405 9-1-1 EMS Fund	42,647.47	500,287.61	0.00	0.00	6,657.39	0.00	0.00	0.00	0.00	211,500.00	0.00	10,018.95	0.00	89,690.81
3406 Jeff Co Adult Jail Medical Fund	59,784.73	0.00	0.00	0.00	848.48	0.00	0.00	0.00	0.00	0.00	0.00	16.76	0.00	60,616.45
3407 Environmental Enhancement Fund	38,679.80	0.00	0.00	0.00	27,691.23	0.00	0.00	0.00	25,984.71	0.00	0.00	14.98	0.00	71,271.32
3408 District Court Fund	6.51	0.00	498.92	423,401.69	0.00	0.00	0.00	0.00	423,904.45	0.00	0.00	1.67	0.00	1.00
3409 Jail Operations Fund	55,838.83	124,237.38	0.00	4,292.19	0.00	0.00	0.00	0.00	0.00	55,838.83	0.00	2,502.27	0.00	125,985.70
3410 Judicial Enhancement	59,624.25	0.00	0.00	58,769.19	0.00	0.00	0.00	0.00	0.00	59,624.25	0.00	10.38	0.00	58,758.81
3411 Economic Development Sales Tax	0.00	3,453,080.81	0.00	0.00	0.00	0.00	0.00	0.00	2,865,108.72	0.00	0.00	0.00	58,972.59	0.00
3413 Jeff Co Emergency Reserve Fund	330,624.04	0.00	0.00	0.00	0.00	0.00	0.00	0.00	0.00	150,000.00	0.00	0.00	0.00	180,624.04
3414 Waste Transfer Facility Closure Cost Fund	0.00	0.00	0.00	0.00	3,740.00	0.00	0.00	0.00	0.00	0.00	0.00	0.00	0.00	3,740.00
3500 Local Citizens Corps Grant Cou	0.00	50.00	0.00	0.00	2,422.15	0.00	0.00	0.00	2,422.15	50.00	0.00	0.00	0.00	0.00
3502 Youth Center Grant Fund	3,233.30	94,827.74	0.00	0.00	12,288.92	0.00	0.00	0.00	112,349.98	0.00	0.00	0.00	0.00	0.00
3504 LETPAFY11	0.00	112,235.31	0.00	28,058.83	0.00	0.00	0.00	0.00	140,294.14	0.00	0.00	0.00	0.00	0.00
3505 Drug Court Grant Fund	0.00	0.00	0.00	0.00	0.00	0.00	0.00	0.00	0.00	0.00	0.00	0.00	0.00	0.00
3506 Fire Prevention & Safety Fund	0.68	0.00	0.00	0.00	0.00	0.00	0.00	0.00	0.00	0.00	0.00	0.00	0.00	0.68
3508 Organizational Grant Fund (OJPL-HEB)	37,282.46	30,287.50	0.00	0.00	0.00	0.00	0.00	0.00	22,950.90	0.00	0.00	0.00	0.00	27,619.06
3509 Justice Equitable Sharing Progr	11,967.52	14,956.30	0.00	2,063.47	0.00	0.00	0.00	0.00	0.00	0.00	0.00	0.00	0.00	28,987.29
3510 Recycling Resource Grant	2,361.82	198,557.35	71,283.56	0.00	0.00	0.00	0.00	0.00	238,986.60	0.00	0.00	0.00	0.00	241,116.13
3511 Volma Systems Grant Fund	0.00	15,368.05	0.00	0.00	0.00	0.00	0.00	0.00	0.00	15,368.05	0.00	0.00	0.00	0.00

Treasurer's Accounts YTD as of December, 2014

Fund: ALL

01/07/2015 09:30

- Summary Report -

	Beginning Balance	Cash Receipts	Checks	Void Checks	Transfers In	Tax X In	Commission Earned	Void Receipts	Warrants Paid	Transfers Out	Tax X Out	Commission Charged	Other Checks	Ending Balance
4800 * Jeff Co Construction	120,536.67	0.00	470.00	0.00	309.38	0.00	0.00	0.00	111,316.01	0.00	0.00	6.10	0.00	9,993.94
6000 Treasurer's Commission	0.00	0.00	0.00	0.00	0.00	0.00	541,070.73	0.00	0.00	541,070.73	0.00	0.00	0.00	541,070.73
6003 Property Tax Relief Fund	214,354.06	204,861.16	0.00	0.00	0.00	0.00	0.00	0.00	419,215.22	0.00	0.00	0.00	0.00	0.00
6005 Delinquent Real Estate Tax	0.00	0.00	0.00	0.00	0.00	1,283,698.39	0.00	0.00	0.00	0.00	1,283,698.39	0.00	0.00	0.00
6009 * Law Library	9,307.37	68,618.75	174.58	0.00	8,430.44	0.00	0.00	0.00	58,923.53	0.00	0.00	1,301.48	0.00	26,306.13
6011 Interest Earned	0.00	81,488.32	0.00	0.00	0.00	0.00	0.00	0.00	81,488.32	0.00	0.00	0.00	0.00	81,488.32
6400 Advance Tax Collector	0.00	0.00	0.00	0.00	0.00	0.00	0.00	0.00	0.00	0.00	0.00	0.00	0.00	0.00
6404 Stop-Loss Insurance	2,436.21	0.00	0.00	0.00	0.00	0.00	0.00	0.00	0.00	0.00	0.00	0.00	0.00	2,436.21
6406 * Jeff Co Unemploy Insurance	155.02	0.00	11,968.30	0.00	62,123.15	0.00	0.00	0.00	74,072.59	0.00	0.00	0.39	0.00	173.49
6408 Delinquent Utility Tax	0.00	0.00	0.00	0.00	0.00	0.00	0.00	0.00	0.00	0.00	0.00	0.00	0.00	0.00
6410 Tax Protest Fund	0.00	0.00	0.00	0.00	0.00	0.00	0.00	0.00	0.00	0.00	0.00	0.00	0.00	0.00
6600 Pine Bluff - General	0.00	1,030.89	0.00	0.00	1,022.31	551,110.34	0.00	0.00	0.00	551,782.76	0.00	1,380.78	0.00	0.00
6601 Pine Bluff - Road	0.00	0.00	0.00	0.00	0.00	0.00	0.00	0.00	0.00	0.00	0.00	0.00	0.00	0.00
6603 Pine Bluff - Policemen	0.00	549.80	0.00	0.00	676.93	364,860.58	0.00	0.00	0.00	365,173.57	0.00	913.74	0.00	0.00
6604 Pine Bluff - Firemen	0.00	0.00	0.00	0.00	0.00	0.00	0.00	0.00	0.00	0.00	0.00	0.00	0.00	0.00
6605 Pine Bluff - Bonds	0.00	0.00	0.00	0.00	0.00	0.00	0.00	0.00	0.00	0.00	0.00	0.00	0.00	0.00
6611 Altheimer - Road	0.00	0.00	0.00	0.00	11.82	6,522.23	0.00	0.00	0.00	6,517.74	0.00	16.31	0.00	0.00

Treasurer's Accounts YTD as of December, 2014

- Summary Report -

	Beginning Balance	Cash Receipts	Void Checks	Transfers In	Tax X In	Commission Earned	Void Receipts	Warrants Paid	Transfers Out	Tax X Out	Commission Charged	Other Checks	Ending Balance
6620 Humphrey - General	0.00	0.00	0.00	11.11	6,171.10	0.00	0.00	174.35	0.00	0.00	5.74	5,991.92	0.00
6630 Redfield - General	0.00	0.00	0.00	20,755.62	68,732.17	0.00	0.00	3,709.94	0.00	0.00	171.85	85,606.00	0.00
6631 Redfield - Road	0.00	0.00	0.00	38.46	20,640.73	0.00	0.00	20,627.56	0.00	0.00	5,163	0.00	0.00
6640 Sherrill - General	0.00	0.00	0.00	3.97	2,256.61	0.00	0.00	54.75	0.00	0.00	5.66	2,200.17	0.00
6650 Wabbasaka - General	0.00	0.00	0.00	9.19	5,086.51	0.00	0.00	269.00	0.00	0.00	12.2	4,813.98	0.00
6660 White Hall - General	0.00	0.00	3,587.03	106,707.35	353,458.48	0.00	0.00	20,126.96	0.00	0.00	883.94	442,741.96	0.00
6661 White Hall - Road	0.00	0.00	0.00	136.67	106,120.39	0.00	0.00	10,615.27	0.00	0.00	265.39	0.00	0.00
6700 Pine Bluff SD 3	0.00	8,668,935.30	0.00	27,287,121.40	166,166.27	0.00	0.00	888,539.24	0.00	0.00	36,056,792.17	177,792.66	0.00
6701 Pine Bluff SD 2	0.00	2,424,669.62	0.00	7,397.67	1,074,889.13	0.00	0.00	206,120.38	0.00	12,567	10,711,023,320,702.46	0.00	0.00
6720 Altheimer Unified SD 22	0.00	4,073.33	0.00	19.50	7,266.89	0.00	0.00	10.37	0.00	0.00	16.90	11,332.45	0.00
6730 Watson Chapel SD 24	0.00	2,619,571.90	0.00	6,923.25	5,522,068.41	0.00	0.00	249,740.02	0.00	0.00	3,898,103,950,126.74	0.00	0.00
6740 White Hall SD 27	0.00	6,402,421.92	0.00	18,529,781.03	2,032,072.87	0.00	0.00	552,123.02	0.00	0.00	25,088,7315,875,812.82	0.00	0.00
6750 Humphrey SD 30	0.00	189,519.47	0.00	489.39	261,672.31	0.00	0.00	31,158.79	0.00	0.00	654.43	1,938,679.95	0.00
6760 Arkansas Co SD 1	1.16	0.00	0.00	0.83	420.56	0.00	0.00	0.67	0.00	0.00	1.07	420.81	0.00
6800 Cousart Bayou	0.00	0.00	0.00	37.46	32,875.30	0.00	0.00	2,060.72	0.00	0.00	41.11	3,809.23	0.00
6801 Drainage District #4	0.00	0.00	0.00	3.07	2,815.86	0.00	0.00	178.72	0.00	0.00	3.52	2,636.69	0.00
6802 Drainage District #7	0.00	0.00	0.00	2.71	2,102.06	0.00	0.00	154.33	0.00	0.00	3.01	2,247.41	0.00
6803 Farrelly Lake Levee Dst	0.00	0.00	0.00	10.63	9,374.89	0.00	0.00	594.06	0.00	0.00	11.72	8,779.74	0.00
6804 New Falls Drainage Dst	0.00	0.00	0.00	5.37	4,909.87	0.00	0.00	311.70	0.00	0.00	6.13	4,597.41	0.00
6805 Flat Bayou Drainage Dst	0.00	0.00	7.71	13.82	11,657.88	0.00	0.00	746.44	0.00	0.00	14.58	10,918.39	0.00
6806 Fenchow Albion Levee	0.00	0.00	0.00	28.15	23,859.92	0.00	0.00	1,713.45	0.00	0.00	29.85	22,378.77	0.00
6807 Grady-Gould Watershed	0.00	0.00	0.00	3.76	3,210.26	0.00	0.00	201.58	0.00	0.00	4.01	3,008.43	0.00
6808 Harding Drainage Imp Dst	0.00	0.00	0.00	20.36	17,188.33	0.00	0.00	2,356.12	0.00	0.00	21.88	15,151.26	0.00
6809 Jeff Hills P O Dist #1	0.00	0.00	0.00	0.00	0.00	0.00	0.00	0.00	0.00	0.00	0.00	0.00	0.00
6810 Levee District #3	0.00	0.00	0.00	3.51	2,975.70	0.00	0.00	188.73	0.00	0.00	3.71	2,786.77	0.00
6811 New Gasony Levee Dst	0.00	0.00	0.00	9.05	8,008.12	0.00	0.00	507.67	0.00	0.00	10.02	7,499.48	0.00
6812 Pinewood Sewer Imp Dst	0.00	0.00	0.00	15.42	13,573.15	0.00	0.00	356.00	0.00	0.00	16.96	12,715.61	0.00
6813 Plum Bayou Levee Dst	0.00	0.00	0.00	92.87	79,387.38	0.00	0.00	4,990.03	0.00	0.00	99.26	74,390.96	0.00
6814 Plum Bayou Irrigation Dst	0.00	0.00	0.00	6.23	5,741.57	0.00	0.00	364.56	0.00	0.00	7.17	5,376.07	0.00
6815 Salt Bayou Drainage Dst	0.00	0.00	0.00	12.85	10,640.57	0.00	0.00	673.83	0.00	0.00	13.30	9,966.29	0.00

Treasurer's Accounts YTD as of December, 2014

- Summary Report -

	Beginning Balance	Cash Receipts	Checks	Transfers In	Void Checks	Transfers In	Tax X In	Commission Earned	Void Receipts	Warrants Paid	Transfers Out	Tax X Out	Commission Charged	Other Checks	Ending Balance
6816 SID#35	0.00	0.00	0.00	0.00	0.00	0.00	0.00	0.00	0.00	0.00	0.00	0.00	0.00	0.00	0.00
6817 Sub Dst 1 - Bradley Slough	0.00	0.00	0.00	6.82	0.00	5,885.83	0.00	0.00	0.00	369.50	0.00	0.00	7.34	5,515.81	0.00
6818 Subura Sewer Imp #1	12,637.73	0.00	7,956.66	199.12	4,947.02	0.00	0.00	0.00	0.00	5,703.90	0.00	0.00	6.42	7,956.66	12,057.45
6819 Timber Tax	0.00	0.00	0.00	43.94	0.00	37,613.79	0.00	0.00	0.00	1,573.70	0.00	0.00	47.02	36,037.01	0.00
6820 Waterloo Drainage Dst	0.00	0.00	0.00	16.02	0.00	13,763.42	0.00	0.00	0.00	868.58	0.00	0.00	17.19	12,863.67	0.00
6821 Bayou Meto Water Mgmt Imp Dist	0.00	0.00	0.00	3,530.62	0.00	52,104.70	0.00	0.00	0.00	3,519.56	0.00	0.00	69.49	52,046.27	0.00
6822 Country Estates PO Dist	0.00	0.00	0.00	2,951.01	0.00	44,385.48	0.00	0.00	0.00	2,943.77	0.00	0.00	59.12	44,333.69	0.00
6823 Sewer Improvement Dst #39	178,818.53	0.00	0.00	10,266.60	0.00	109,881.21	0.00	0.00	0.00	0.00	0.00	0.00	150.07	0.00	298,816.27
6824 Village At Regfield Project	0.00	0.00	5,274.64	777.25	1,809.13	0.00	0.00	0.00	0.00	774.78	0.00	0.00	15.71	17,069.55	0.00
6825 Long Lake Dm Dst	1.55	0.00	0.00	0.01	0.00	24.58	0.00	0.00	0.00	1.55	0.00	0.00	0.00	24.59	0.00
6826 Westside SID #35 (to City of PB)	0.00	0.00	0.00	1.60	0.00	2,147.80	0.00	0.00	0.00	0.00	2,146.72	0.00	2.68	0.00	0.00
Totals For All Funds Listed	\$6,940,024.07	\$88,304,216.63	\$302,231.08	\$10,415,952.22	\$30,224.50	\$92,153,771.90	\$541,070.73	\$32,622,057.23	\$92,153,771.90	\$10,415,952.22	\$55,938,769.50	\$541,070.73	\$6,955,420.55		

Treasurer's Accounts YTD as of December, 2014

- Summary Report -

	Beginning Balance	Cash Receipts	Void Checks	Transfers In	Tax X In	Commission Earned	Void Receipts	Warrants Paid	Transfers Out	Tax X Out	Commission Charged	Other Checks	Ending Balance
841 Economic Development/Sales Tax	0.00	3,453,080.81	0.00	0.00	0.00	0.00	0.00	2,865,108.22	0.00	0.00	0.00	387,972.59	0.00
Totals For All Funds Listed	\$0.00	\$3,453,080.81	\$0.00	\$0.00	\$0.00	\$0.00	\$0.00	\$2,865,108.22	\$0.00	\$0.00	\$0.00	\$587,972.59	\$0.00

ELIZABETH W. "LIZ" RINCHUSO
JEFFERSON COUNTY TREASURER

101. W. BARRAQUE - P. O. Box 6645 - PINE BLUFF, AR - 71611

PHONE: 870-541-5302 - FAX: 870-541-5303

E-MAIL - jeffersontre@sbcglobal.net

****Sales Tax Rebate for**
Oct. '13 \$121024.59-
YTD \$1,219,226.48
Counties portion approx
32% or \$390,152.48 YTD

TREASURER'S REPORT
FINANCIAL HIGHLIGHTS
DECEMBER, 2013

	1/1/2013	12/31/2013	12/31/2012	YEAR-TO-DATE	
				2013	2012
1 ALL FUNDS COMBINED					
2 BALANCE	7,714,764.05	6,939,041.39	7,714,764.05		
3 RECEIPTS		3,142,322.67	2,386,389.33	87,758,712.19	83,951,519.22
4 EXPENDITURES		5,885,350.22	5,528,443.58	88,534,434.85	85,633,105.96
5					
6 CO. GENERAL FUND-1000					
7 BALANCE	1,471,257.53	1,483,709.87	1,471,257.53		
8 REVENUE PROJECTIONS	9,261,250.00	10,874,655.32	11,152,398.00		
9 APPROPRIATION	9,186,008.27	9,713,877.64	10,259,014.76		
10 RECEIPTS		1,436,825.04	1,407,435.10	10,282,209.68	10,129,407.51
11 EXPENDITURES		1,159,479.06	1,247,085.22	10,269,757.34	10,331,253.90
12 AVAILABLE FOR APPROPRIATION		73,312.14	-221,856.57		
13					
14 CO. ROAD FUND-2000					
15 BALANCE	567,417.31	800,293.15	567,417.31		
16 REVENUE PROJECTIONS	3,866,450.00	4,456,833.00	4,556,720.00		
17 APPROPRIATION	3,534,504.00	4,006,568.10	4,100,241.23		
18 RECEIPTS		353,093.92	293,197.81	4,066,487.71	3,940,286.47
19 EXPENDITURES		239,514.33	428,930.17	3,833,611.87	4,041,504.54
20 AVAILABLE FOR APPROPRIATION		144,581.70	806.77		
21					
22 CO. ADULT JAIL FUND-3018					
23 BALANCE	65,112.02	11,374.20	65,112.02		
24 REVENUE PROJECTIONS	3,512,525.00	3,733,630.00	4,553,315.00		
25 APPROPRIATION	3,512,525.00	3,733,630.00	4,509,339.00		
26 RECEIPTS		210,171.33	253,918.37	3,824,854.91	3,958,748.02
27 EXPENDITURES		279,287.14	313,563.63	3,878,592.73	4,000,960.65
28 AVAILABLE FOR APPROPRIATION		0.00	-91,921.60		
29					
30 DISTRICT COURT FUND-3408					
31 BALANCE	232,867.08	6.51	232,867.08		
32 REVENUE PROJECTIONS	539,414.00	534,414.00	699,412.00		
33 APPROPRIATION	534,414.00	534,414.00	582,312.00		
34 RECEIPTS		29,791.47	330.65	200,096.67	603,632.04
35 EXPENDITURES		29,784.96	41,472.82	432,957.24	482,718.69
36 AVAILABLE FOR APPROPRIATION		0.00	119,299.77		
37					
38 JUVENILE JUSTICE CENTER FUND-3400					
39 BALANCE	47,153.38	128,284.09	47,153.38		
40 REVENUE PROJECTIONS	1,330,000.00	1,802,000.00	1,825,600.00		
41 APPROPRIATION	1,330,000.00	1,802,000.00	1,919,920.00		
42 RECEIPTS		134,950.53	94,485.76	1,896,505.73	1,846,939.81
43 EXPENDITURES		148,671.97	149,717.45	1,815,375.02	1,804,109.60
44 AVAILABLE FOR APPROPRIATION		0.00	-143,380.00		
45					
46 DETENTION FACILITIES M & O FUND-1803					
47 BALANCE	332,423.64	204,142.84	332,423.64		
48 REVENUE PROJECTIONS	2,301,533.00	2,301,533.00	3,724,000.00		
49 APPROPRIATION	2,301,533.00	2,301,533.00	3,345,261.00		
50 RECEIPTS		212,751.62	221,020.49	2,341,972.82	2,305,582.66
51 EXPENDITURES		112,997.74	58,872.52	2,470,253.62	3,448,533.59
52 AVAILABLE FOR APPROPRIATION		0.00	378,739.00		
53					
54 PUBLIC SAFETY SALES TAX FUND-1805					
55 BALANCE	220,806.09	483,011.83	220,806.09		
56 REVENUE PROJECTIONS	2,236,500.00	2,321,031.00	3,057,225.00		
57 APPROPRIATION	2,164,031.00	2,321,031.00	3,024,788.87		
58 RECEIPTS		328,259.91	226,863.13	2,832,832.25	2,331,512.88
59 EXPENDITURES		270,304.60	327,554.63	2,570,626.51	2,797,325.49
60 AVAILABLE FOR APPROPRIATION		0.00	-88,036.00		
61					
62					
63 INTEREST EARNED-6011		13,072.10	9,408.07	75,266.57	137,828.38

Bank Balances On 12/31/2013

01/08/2014 15:08

005001	Simmons 1st Natl - .15	\$1,392,380.02
005003	Relyance Bank - 0.020%	\$1,821,837.86
005005	SFNB Federal Grants Account	\$26,343.70
005021	Simmons Check/Warrant Account	\$1,618.70
005062	SFNB T-Note; 1-11-27 @ 2.50	\$0.00
005063	SFNB T-Note; 7-30-27 @ 1.051	\$496,500.00
005064	SFNB T-Note; 8-23-27 @ 1.00	\$500,000.00
005065	SFNB T-Note; 6-28-27 @ 1.50	\$1,000,000.00
005066	SFNB T-Note; 10-18-27 @ 2.00	\$500,000.00
005067	SFNB T-Note; 7-29-21 @ 2.00	\$0.00
005068	SFNB T-Note; 10-29-27 @ 2.25	\$200,000.00
005069	SFNB T-Note; 12-28-27 @ 2.00	\$500,361.11
005070	SFNB T-Note; 8-14-28 @3.00	\$500,000.00
005083	PBNB CD; 1-13-2013 @ .70	\$0.00
005084	PBNB CD; 5-7-13 @ .65	\$0.00
005085	PBNB CD; 6-27-13 @ .65	\$0.00
005086	PBNB CD; 7-23-13 @ .55	\$0.00
005087	PBNB CD; 8-27-13 @ .55	\$0.00
005088	PBNB CD; 5-7-14 @.10	\$0.00
005089	Relyance Bank CD; 6-27-14 @ .20	\$0.00
005090	PBNB CD; 09-28-13 @ .25	\$0.00
005091	SFNB CD; 10-14-13 @ .55	\$0.00
005092	PBNB CD; 12-27-13 @.25	\$0.00
005093	PBNB CD; 1-13-14@ .25	\$0.00
005094	RB; 7-23-14 @ .18	\$0.00
Totals For All Accounts Listed		\$6,939,041.39

Treasurer's Accounts YTD as of December, 2013

Fund: ALL

01/06/2014 13:18

- Summary Report -

	Beginning Balance	Cash Receipts	Checks	Void Checks	Transfers In	Tax X In	Commission Earned	Void Receipts	Warrants Paid	Transfers Out	Tax X Out	Commission Charged	Other Checks	Ending Balance
1000 * County General Fund	1,471,257.53	2,959,139.20	60,226.67	1,321,395.40	6,001,675.08	0.00	0.00	8,809,195.09	1,356,041.08	0.00	162,065.10	2,682.74	1,483,709.87	
1800 * JCDC Sale Proceeds Fund	20,726.80	0.00	0.00	175.04	0.00	0.00	0.00	0.00	20,884.93	0.00	3.46	0.00	13.45	
1801 Mtg Revenue Bond	28,615.44	0.00	0.00	0.00	0.00	0.00	0.00	0.00	15,000.00	0.00	0.00	0.00	13,615.44	
1802 Jefferson Co. 1992-A Escrow Fund	325.69	0.00	0.00	0.00	0.00	0.00	0.00	0.00	0.00	0.00	0.00	0.00	325.69	
1803 Detention Facilities M & O Fund	332,423.64	2,311,602.27	0.00	30,370.55	0.00	0.00	0.00	2,423,966.71	0.00	46,286.91	0.00	0.00	204,142.84	
1804 Detention Facilities Reserve Fund	4,732.28	0.00	0.00	54.42	0.00	0.00	0.00	0.00	0.00	1.07	0.00	0.00	4,785.63	
1805 * Sales Tax/Public Safety Fund	220,806.09	2,374,964.75	312.57	457,857.10	0.00	0.00	0.00	1,040,275.82	1,483,126.83	0.00	47,536.03	0.00	483,011.83	
1807 * Courthouse Security Fund	57.28	0.00	0.00	0.65	0.00	0.00	0.00	0.00	0.00	0.00	0.00	0.00	57.93	
1809 * FINS & Truancy Fund	54,857.22	50,000.00	1,076.48	567.35	0.00	0.00	0.00	51,806.79	0.00	11.21	0.00	0.00	54,683.05	
1810 * Jury Fees Fund	8.96	8,100.00	505.89	60,519.97	0.00	0.00	0.00	27,612.88	0.00	10.28	0.00	0.00	41,511.66	
1900 ** Tri-Co Drug Task Force Grant F	28,471.32	38,620.39	0.00	0.00	0.00	0.00	0.00	40,748.69	0.00	0.00	0.00	0.00	26,343.02	
1901 ** FINS & Truancy Grant Fund	0.00	0.00	450.00	100,592.36	0.00	0.00	0.00	101,042.36	0.00	0.00	0.00	0.00	0.00	
1903 ** Jefferson Co. Weed & Seed Gr	20,546.10	0.00	0.00	0.00	0.00	0.00	0.00	0.00	20,546.10	0.00	0.00	0.00	0.00	
2000 * County Road	567,417.31	2,276,169.21	59.16	48,506.92	1,741,811.58	0.00	0.00	3,686,408.29	74,471.50	0.00	72,791.24	0.00	800,293.15	
3000 * Co. Treasurers Automation Fund	27,925.02	0.00	0.00	53,104.41	0.00	0.00	0.00	54,873.75	0.00	0.00	4.38	0.00	26,151.30	
3001 *Collectors Auto Fund	81,993.36	0.00	0.00	1,651.59	84,052.76	0.00	0.00	56,905.05	0.00	0.00	1,693.86	0.00	109,098.80	
3002 * Circuit Court Automation Fund	18,929.81	16,188.85	0.00	451.23	0.00	0.00	0.00	10,269.18	0.00	0.00	328.87	0.00	24,971.84	
3004 Assessor's Amendment 79 Fund	39,956.05	8,692.15	0.00	637.07	0.00	0.00	0.00	0.00	2,670.00	0.00	184.37	0.00	46,430.90	
3005 County Clerks Cost Fund	23,310.83	18,012.84	0.00	497.34	0.00	0.00	0.00	0.00	17,446.16	0.00	365.88	0.00	24,008.97	
3006 *Recorders Cost Fund	23,632.98	81,106.75	85.00	1,245.03	0.00	0.00	0.00	73,872.36	0.00	1,627.64	0.00	0.00	30,569.76	
3008 * Co Library	641,162.14	0.00	0.00	15,598.39	611,621.03	0.00	0.00	550,000.00	0.00	0.00	12,396.33	0.00	705,985.23	
3009 * Solid Waste	117,228.74	1,415,697.30	308.11	18,206.20	0.00	0.00	0.00	240,644.88	1,142,312.04	0.00	28,323.58	0.00	140,159.85	
3011 *Reappraisal Cost Fund	17,353.59	369,642.00	0.00	33,922.11	0.00	0.00	0.00	391,872.03	2,800.00	0.00	6.30	0.00	26,239.37	
3012 Child Support Cost Fund	2,701.77	1,810.50	0.00	46.77	0.00	0.00	0.00	0.00	4,140.68	0.00	36.70	0.00	381.66	
3013 *Game & Fish Education	8,100.00	11,270.00	0.00	0.00	0.00	0.00	0.00	8,100.00	0.00	0.00	0.00	0.00	11,270.00	
3018 * Jeff. Co. Adult Jail Fund	65,112.02	952,548.03	9,333.39	2,872,306.88	0.00	0.00	0.00	3,859,835.43	9,091.75	0.00	18,998.94	0.00	11,374.20	
3019 Boating Sfty & Enforcement	7,224.26	3,724.98	0.00	85.92	0.00	0.00	0.00	0.00	7,224.26	0.00	60.76	0.00	3,750.14	
3020 * Emergency 9-1-1 Fund	3,958.65	328,094.70	0.00	4,049.81	0.00	0.00	0.00	0.00	324,228.61	0.00	6,564.46	0.00	5,310.09	
3023 * Rural Fire Protection Fund	0.00	77,751.07	0.00	0.00	0.00	0.00	0.00	72,539.12	0.00	0.00	0.00	5,211.95	0.00	
3025 Pros Atty Victim Witness	81,776.22	23,303.39	0.00	60,022.48	0.00	0.00	0.00	0.00	112,412.75	0.00	480.73	0.00	52,208.61	

Treasurer's Accounts YTD as of December, 2013

- Summary Report -

	Beginning Balance	Cash Receipts	Void Checks	Transfers In	Tax X In	Commission Earned	Void Receipts	Warrants Paid	Transfers Out	Tax X Out	Commission Charged	Other Checks	Ending Balance
3026 *Indigent Criminal Defense Fund	126,417.95	54,018.99	124.94	7,019.77	0.00	0.00	0.00	44,256.34	0.00	0.00	1,061.06	0.00	142,264.25
3027 District Court Cost	13,758.68	13,997.97	0.00	302.77	0.00	0.00	0.00	0.00	13,758.68	0.00	282.69	0.00	14,018.05
3028 *Adult Drug Ct Fund	9,956.36	6,275.85	23.46	213.13	0.00	0.00	700.00	1,357.42	0.00	0.00	114.42	0.00	14,296.96
3031 Circuit Ct Juve Div/Juve Pro Fee F	38,166.41	100,148.79	0.00	1,662.67	0.00	0.00	0.00	0.00	85,857.00	0.00	1,893.38	0.00	52,227.49
3032 Juvenile Ct Representation	4,904.60	0.00	0.00	0.00	0.00	0.00	0.00	0.00	0.00	0.00	0.00	0.00	4,904.60
3033 * Solid Waste Contract Fund	0.00	0.00	0.00	1,115,499.04	0.00	0.00	0.00	1,115,499.04	0.00	0.00	0.00	0.00	0.00
3036 *Recycling Fund	72,452.54	453,443.16	742.23	1,950.41	0.00	0.00	0.00	361,246.06	109,935.58	0.00	1,509.56	0.00	55,897.14
3039 Circuit Clerk Commissioner's Fee	0.00	204.77	0.00	2.45	0.00	0.00	0.00	0.00	0.00	0.00	4.10	0.00	203.12
3400 * Juvenile Justice Center	47,153.38	812,426.61	929.56	1,084,079.12	0.00	0.00	0.00	1,802,445.34	216.99	0.00	13,642.25	0.00	128,284.09
3401 * Juvenile Justice Education	163,645.37	506,767.91	13,399.98	1,829.38	0.00	0.00	0.00	523,321.19	0.00	0.00	36.16	0.00	162,285.29
3402 * Reserve Fund-Rural Fire Protecti	60,010.00	0.00	0.00	0.00	0.00	0.00	0.00	0.00	0.00	0.00	0.00	0.00	60,010.00
3403 * MECA (Metro Emer Comm Assn)	307,865.12	582,322.72	4,329.14	876,873.38	0.00	0.00	0.00	1,583,240.71	0.00	0.00	60.41	0.00	188,089.24
3404 9-1-1 Emergency Sys Reserve	330,621.11	0.00	0.00	104,606.09	0.00	0.00	0.00	0.00	0.00	0.00	91.05	0.00	435,136.15
3405 9-1-1 CMRS Fund	82,088.84	367,401.85	0.00	5,140.93	0.00	0.00	0.00	0.00	443,222.03	0.00	7,144.82	0.00	4,264.77
3406 * Jeff Co Adult Jail Medical Fund	59,118.44	0.00	0.00	679.71	0.00	0.00	0.00	0.00	0.00	0.00	13.42	0.00	59,784.73
3407 * Environmental Enforcement Offic	35,893.27	13.73	0.00	27,387.90	0.00	0.00	0.00	24,663.73	0.00	0.00	11.37	0.00	38,619.80
3408 * District Court Fund	232,867.08	0.00	184.87	200,058.78	0.00	0.00	0.00	433,093.31	0.00	0.00	10.91	0.00	6.51
3409 Jail Operation Fund	114,025.59	124,098.14	0.00	4,241.79	0.00	0.00	0.00	0.00	184,025.59	0.00	2,501.10	0.00	55,838.83
3410 Judicial Enhancement	69,122.04	0.00	0.00	59,636.37	0.00	0.00	0.00	0.00	69,122.04	0.00	12.12	0.00	59,624.25
3411 Economic Development Sales Tax	0.00	3,467,403.38	0.00	0.00	0.00	0.00	0.00	0.00	0.00	0.00	0.00	0.00	3,467,403.38
3413 Jeff Co Emergency Reserve Fund	0.00	330,624.04	0.00	0.00	0.00	0.00	0.00	0.00	0.00	0.00	0.00	0.00	330,624.04
3500 ** Local Citizens Corps Council Gr	0.00	0.00	0.00	0.00	0.00	0.00	0.00	0.00	0.00	0.00	0.00	0.00	0.00
3502 * Victims Of Crime Fund	1,221.99	96,087.00	0.00	22,412.75	0.00	0.00	0.00	0.00	0.00	0.00	0.00	0.00	0.00
3503 * FY11 St Homeland Sec Grt Pigr	0.00	0.00	0.00	42,279.09	0.00	0.00	0.00	116,488.44	0.00	0.00	0.00	0.00	3,233.30
3504 * FY11 Law Enfortm Terr Pvrtn Acti	0.00	0.00	0.00	23,582.27	0.00	0.00	0.00	23,582.27	0.00	0.00	0.00	0.00	0.00
3505 ** Drug Court Grant Fund	0.00	0.00	0.00	0.00	0.00	0.00	0.00	0.00	0.00	0.00	0.00	0.00	0.00
3506 ** Fire Prevention & Safety Fund	0.68	0.00	0.00	0.00	0.00	0.00	0.00	0.00	0.00	0.00	0.00	0.00	0.68
3507 ** Watson Chapel Water Dis Gene	152.50	3,675.00	0.00	0.00	0.00	0.00	0.00	3,675.00	152.50	0.00	0.00	0.00	0.00
3508 * Jeff Co Sheriff-LLEBG Fund	39,686.37	17,034.37	0.00	0.00	0.00	0.00	0.00	19,438.28	0.00	0.00	0.00	0.00	37,282.46
3509 * Justice Equitable Sharing Prograr	37,996.07	248,971.45	0.00	0.00	0.00	0.00	0.00	0.00	275,000.00	0.00	0.00	0.00	11,967.52

Treasurer's Accounts YTD as of December, 2013

Fund: ALL


- Summary Report -

	Beginning Balance	Cash Receipts	Void Checks	Transfers In	Tax X In	Commission Earned	Void Receipts	Warrants Paid	Transfers Out	Tax X Out	Commission Charged	Other Checks	Ending Balance
6610 Altheimer - General	0.00	0.00	0.00	7,398.05	24,517.06	0.00	0.00	585.30	0.00	0.00	61.32	31,268.49	0.00
6611 Altheimer - Road	0.00	0.00	0.00	13.56	7,357.56	0.00	0.00	0.00	7,352.78	0.00	18.34	0.00	0.00
6620 Humphrey - General	0.00	0.00	0.00	11.26	6,324.45	0.00	0.00	197.88	0.00	0.00	15.85	6,121.98	0.00
6630 Redfield - General	0.00	0.00	0.00	20,144.31	66,738.99	0.00	0.00	1,276.40	0.00	0.00	166.89	85,440.01	0.00
6631 Redfield - Road	0.00	0.00	0.00	37.16	20,033.56	0.00	0.00	0.00	20,020.58	0.00	50.14	0.00	0.00
6640 Sherrill - General	0.00	0.00	0.00	3.49	1,984.64	0.00	0.00	52.43	0.00	0.00	4.98	1,930.72	0.00
6650 Wabbaseka - General	0.00	0.00	0.00	9.39	5,157.37	0.00	0.00	121.66	0.00	0.00	12.87	5,032.23	0.00
6660 White Hall - General	0.00	0.00	0.00	105,966.40	351,051.32	0.00	0.00	0.00	0.00	0.00	877.98	456,139.74	0.00
6661 White Hall - Road	0.00	0.00	0.00	194.41	105,387.97	0.00	0.00	0.00	105,318.80	0.00	263.58	0.00	0.00
6700 Pine Bluff SD 3	0.00	8,847,000.30	0.00	34,483,6614,813,913.40	0.00	0.00	0.00	773,142.45	0.00	0.00	37,085,7622,885,169.15	0.00	0.00
6710 Dollarway SD 2	0.00	2,372,655.57	0.00	8,586.55	3,877,561.88	0.00	0.00	333,322.62	0.00	0.00	9,719.50	5,915,761.88	0.00
6720 Altheimer Unified SD 22	0.00	5,373.32	0.00	532.14	9,243.29	0.00	0.00	0.00	0.00	0.00	23.14	15,125.61	0.00
6730 Watson Chapel SD 24	0.00	2,682,613.02	0.00	8,276.84	3,426,671.42	0.00	0.00	78,329.29	0.00	0.00	8,585.52	6,030,646.47	0.00
6740 White Hall SD 27	0.00	6,324,226.36	0.00	20,453.67	9,968,916.47	0.00	0.00	355,939.90	0.00	0.00	24,936,0515,932,720.55	0.00	0.00
6750 Humphrey SD 33	0.00	180,547.12	0.00	472.63	250,454.17	0.00	0.00	2,662.87	0.00	0.00	626.44	428,184.61	0.00
6760 Arkansas Co SD 1	0.00	0.00	0.00	1.16	781.12	0.00	0.00	0.00	0.00	0.00	1.95	779.17	1.16
6800 Cousart Bayou	0.00	0.00	0.00	38.33	33,371.35	0.00	0.00	5.27	0.00	0.00	41.72	33,362.69	0.00
6801 Drainage District #4	0.00	0.00	0.00	3.13	2,815.86	0.00	0.00	0.00	0.00	0.00	3.52	2,815.47	0.00
6802 Drainage District #7	0.00	0.00	0.00	2.83	2,457.31	0.00	0.00	424.83	0.00	0.00	3.07	2,032.24	0.00
6803 Farryly Lake Levee Dst	0.00	0.00	0.00	10.79	9,343.93	0.00	0.00	0.00	0.00	0.00	11.70	9,343.02	0.00
6804 Five Forks Drainage Dst	0.00	0.00	0.00	5.38	4,914.77	0.00	0.00	0.00	0.00	0.00	6.14	4,914.01	0.00
6805 Flat Bayou Drainage Dst	0.00	0.00	0.00	13.71	11,611.83	0.00	0.00	0.00	0.00	0.00	14.51	11,611.03	0.00
6806 Frenchtown-Auburn Levee	0.00	0.00	0.00	27.86	23,900.16	0.00	0.00	1,448.35	0.00	0.00	29.87	22,449.80	0.00
6807 Grady-Gould Watershed	0.00	0.00	0.00	3.73	3,180.72	0.00	0.00	7.73	0.00	0.00	3.98	3,172.74	0.00
6808 Harding Drainage Imp Dst	0.00	0.00	0.00	21.45	17,922.47	0.00	0.00	0.00	0.00	0.00	22.43	17,921.49	0.00
6809 Jeff Hillis P O I Dist #1	0.00	0.00	0.00	19.95	18,081.36	0.00	0.00	0.00	0.00	0.00	22.61	18,078.70	0.00
6810 Levee District #3	0.00	0.00	0.00	3.68	2,992.52	0.00	0.00	0.00	0.00	0.00	3.74	2,992.46	0.00
6811 New Gascony Levee Dst	0.00	0.00	0.00	9.36	8,007.62	0.00	0.00	0.00	0.00	0.00	10.02	8,006.96	0.00
6812 Pinewood Sewer Imp Dst	0.00	0.00	0.00	16.02	13,876.55	0.00	0.00	0.00	0.00	0.00	17.36	13,875.21	0.00
6813 Plum Bayou Levee Dst	0.00	0.00	0.00	94.52	79,764.21	0.00	0.00	20,551.78	0.00	0.00	99.74	59,207.21	0.00

Treasurer's Accounts YTD as of December, 2013

- Summary Report -

	Beginning Balance	Cash Receipts	Void Checks	Transfers In	Tax X In	Commission Earned	Void Receipts	Warrants Paid	Transfers Out	Tax X Out	Commission Charged	Other Checks	Ending Balance
6814 Plum Bayou Irrigation Dst	0.00	0.00	11,095.99	4.87	3,822.25	0.00	0.00	0.00	0.00	0.00	4.78	14,918.33	0.00
6815 Salt Bayou Drainage Dst	0.00	0.00	0.00	12.50	10,437.47	0.00	0.00	88.54	0.00	0.00	13.05	10,348.38	0.00
6816 Sewer Imp Dst #38	7.52	0.00	0.00	0.00	0.00	0.00	0.00	0.00	0.00	0.00	0.00	7.52	0.00
6817 Sub Dst 1 - Bradley Slough	0.00	0.00	0.00	7.14	5,906.44	0.00	0.00	0.00	0.00	0.00	7.38	5,906.20	0.00
6818 Suburbia Sewer Imp #11	12,539.19	0.00	0.00	163.51	5,622.24	0.00	0.00	0.00	0.00	0.00	7.21	5,703.00	12,614.73
6819 Timber Tax	0.00	0.00	0.00	32.91	27,809.65	0.00	0.00	0.00	0.00	0.00	34.76	27,807.80	0.00
6820 Waterloo Drainage Dst	0.00	0.00	0.00	15.92	13,800.15	0.00	0.00	0.00	0.00	0.00	17.27	13,788.80	0.00
6821 Bayou Meto Water Mgmt Imp Dist	0.00	0.00	0.00	64.74	55,020.61	0.00	0.00	0.00	0.00	0.00	68.80	55,016.55	0.00
6822 Country Estates POI Dist	0.00	0.00	0.00	61.44	53,248.70	0.00	0.00	0.00	0.00	0.00	66.57	53,243.57	0.00
6823 Sewer Improvement Dst #39	62,005.36	0.00	0.00	1,337.60	115,621.66	0.00	0.00	0.00	0.00	0.00	146.09	0.00	178,818.53
6824 Village At Redfield Project	0.00	0.00	0.00	15.90	12,564.72	0.00	0.00	0.00	0.00	0.00	15.70	12,564.92	0.00
6825 Long Lake Drn Dst	0.00	0.00	0.00	0.01	24.58	0.00	0.00	23.04	0.00	0.00	0.00	0.00	1.55
Totals For All Funds Listed	\$87,759,413.83	\$143,874.25	\$12,143,305.99	\$91,600,163.21	\$528,824.16	\$701.64	\$29,465,917.78	\$12,143,305.99	\$91,600,163.21	\$59,212,391.32	\$6,939,041.39		



Vonysha Goodwin
Jefferson County Treasurer

TREASURER'S CERTIFICATION

I, Vonysha Goodwin, Treasurer of Jefferson County, Arkansas, do hereby certify that the following report is true and correct to the best of my knowledge and belief.

Vonysha Goodwin, Subscribed and sworn to before me
this the 7 day of July, 2017.

**JEFFERSON COUNTY
TREASURER'S REPORT
Financial Highlights
June, 2017**

** NEW COLUMN

	1/1/2017	6/30/2017	6/30/2016	2017	2016	DIFF(-)+ AT A GLANCE
ALL FUNDS COMBINED						
BALANCE	8,017,387.13	10,153,512.33	9,716,254.18			
RECEIPTS		6,337,347.86	7,335,891.33	39,257,347.17	37,082,962.01	2,174,385.16
EXPENDITURES		6,800,824.76	8,247,650.86	37,121,221.97	35,702,442.94	1,418,779.03
CO. GENERAL FUND-1000						
BALANCE	1,879,119.56	341,578.13	439,206.28			
REVENUE PROJECTIONS	9,760,050.00	9,760,050.00	10,446,620.00			
APPROPRIATION	8,687,626.27	8,794,193.07	9,229,332.92			
RECEIPTS		556,635.51	739,643.36	3,206,027.85	3,362,471.96	(156,444.11)
EXPENDITURES		813,635.54	654,898.29	4,743,569.28	4,636,257.12	107,312.16
AVAILABLE FOR APPROPRIATION		2,919.21	172,625.08			
CO. ROAD FUND-2000						
BALANCE	1,002,307.73	1,081,148.37	724,010.31			
REVENUE PROJECTIONS	5,271,025.00	5,271,025.00	5,242,375.00			
APPROPRIATION	3,622,264.00	3,622,264.00	4,099,364.00			
RECEIPTS		398,638.73	378,307.48	2,067,141.68	1,856,944.18	210,197.50
EXPENDITURES		300,240.00	349,074.95	1,988,301.07	2,329,651.03	(341,349.96)
AVAILABLE FOR APPROPRIATION		1,121,658.50	618,773.50			
CO. ADULT JAIL FUND-1813						
BALANCE	13,471.21	4.07	2.63			
REVENUE PROJECTIONS	4,102,700.00	4,102,700.00	4,364,500.00			
APPROPRIATION	3,971,000.00	3,971,000.00	3,971,000.00			
RECEIPTS		339,060.36	308,049.02	1,927,638.17	1,828,355.73	99,282.44
EXPENDITURES		339,073.60	310,506.10	1,941,105.31	1,852,510.22	88,595.09
AVAILABLE FOR APPROPRIATION		-278,570.00	393500.00			
DISTRICT COURT FUND-1819						
BALANCE	0.01	66628.72	0.00			
REVENUE PROJECTIONS	486,668.00	486,668.00	486,668.00			
APPROPRIATION	486,668.00	486,668.00	486,668.00			
RECEIPTS		13.06	34,713.64	311,826.03	243,235.09	68,590.94
EXPENDITURES		30,592.94	34,713.64	243,197.32	243,235.18	(37.86)
AVAILABLE FOR APPROPRIATION		0.00	0.00			
JUVENILE JUSTICE FUND-1803						
BALANCE	67,278.84	53,874.63	36,442.98			
REVENUE PROJECTIONS	1,556,100.00	1,556,100.00	1,619,250.00			
APPROPRIATION	1,550,000.00	1,550,000.00	1,550,000.00			
RECEIPTS		152,311.99	160,978.39	887,788.66	946,973.42	(59,184.76)
EXPENDITURES		143,330.58	149,637.16	901,192.87	928,230.01	(27,037.14)
AVAILABLE FOR APPROPRIATION		-149,510.00	0.00			
DETENTION FACILITIES M & O FUND-3017						
BALANCE	1,232,203.42	1,158,882.82	1,517,429.85			
REVENUE PROJECTIONS	2,636,000.00	2,636,000.00	3,955,330.95			
APPROPRIATION			2,416,000.00			
RECEIPTS		178,822.00	201,974.30	1,174,719.68	1,204,037.60	(29,317.92)
EXPENDITURES		199,767.91	224,459.66	1,248,040.28	1,042,938.70	205,101.58
AVAILABLE FOR APPROPRIATION			337491.50			
PUBLIC SAFETY SALES TAX FUND-1805						
BALANCE	464,273.77	392,085.51	275,237.19			
REVENUE PROJECTIONS	2,730,500.00	2,730,500.00	2,628,000.00			
APPROPRIATION	1,828,340.52	1,828,340.52	2,245,340.52			
RECEIPTS		183,856.58	207,159.34	1,210,709.77	1,232,839.37	(22,129.60)
EXPENDITURES		157,344.74	223,438.56	1,282,898.03	1,267,155.86	15,742.17
AVAILABLE FOR APPROPRIATION		629,109.48	82000.00			
INTEREST EARNED-6011						
		1,013.85	2,463.38	17,448.19	26,541.95	(9,093.76)

Bank Ledger

Jefferson County Treasurer

Bank Name	Account Num	Last Transaction Date	Balance (6/30/2017)
5001 - Simmons Bank	5001	7/7/2017	3,216,221.04
5003 - Reliance Bank	5003	6/30/2017	3,833,188.78
5005 - SFNB Federal Grants Account	5005	6/30/2017	154,102.51
5021 - SFNB Check/Warrant Account	5021	7/7/2017	0.00
5075 - SFNB T-Note; 2/26/2021 @1.125	5075	1/1/2017	500,000.00
5076 - SFNB T-Note; 3/30/21@ 1.00	5076	1/1/2017	500,000.00
5077 - SFNB T-Note; 3/30/21@ 1.125	5077	1/1/2017	500,000.00
5078 - SFNB T-Note; 4/28/21 @1.125	5078	1/1/2017	500,000.00
5079 - SFNB T-Note; 4/28/23 1.25 Step	5079	5/18/2017	450,000.00
5067 - SFNB T-Note; 7/26/24 @1.500	5067	1/1/2017	500,000.00
Tot : \$10,153,512.33			

General Ledger Balances by Fund -- Month 6 (FY2017)

7/7/2017 1:03 PM
Report Code: 3 - Fu

Parameters: Date Range: 6/1/2017-6/30/2017 Selected Funds: 130 Summary

Fund - Revenue Code	Beginning Balance	Cash Receipts	Void Checks	Transfer In	Tax Transfer In	Com Earned	Void Receipts	Warrants Paid	Transfer Out	Tax Transfer Out	Com Charged	Other Checks	Endin Balance
1000 * County General Fund	598,578.16	142,923.48	141,647.10	62,371.63	351,608.27	0.00	(267.87)	(860,884.01)	(85,704.68)	0.00	(6,693.95)	0.00	341,578.1
1801 Mtg Revenue Bond	13,615.44	0.00	0.00	0.00	0.00	0.00	0.00	0.00	0.00	0.00	0.00	0.00	13,615.4
1803 * Juvenile Justice Center	44,893.22	60,750.50	21,741.10	91,561.49	0.00	0.00	0.00	(164,071.72)	0.00	0.00	(999.96)	0.00	53,874.6
1804 * Solid Waste Contract Fund	0.00	0.00	0.00	101,499.42	0.00	0.00	0.00	(101,499.42)	0.00	0.00	0.00	0.00	0.0
1805 * Sales Tax/Public Safety Fund	365,573.67	183,803.20	13,051.21	53.38	0.00	0.00	0.00	(83,668.40)	(83,050.42)	0.00	(3,677.13)	0.00	392,085.5
1806 * Jeff Co Adult Jail Medical Fund	61,991.67	0.00	0.00	9.68	0.00	0.00	0.00	0.00	0.00	0.00	(0.19)	0.00	62,001.1
1808 * Environmental Enforcement Officer	16.98	0.00	0.00	4,500.40	0.00	0.00	0.00	(1,041.27)	0.00	0.00	(0.01)	0.00	3,701.8
1809 * FINS & Truancy Fund	87,179.43	6,343.89	692.03	13.16	0.00	0.00	0.00	(16,387.75)	0.00	0.00	(0.26)	0.00	77,840.5
1810 * Jury Fees Fund	12,983.42	0.00	0.00	2.03	0.00	0.00	0.00	0.00	0.00	0.00	0.00	0.00	12,985.4
1811 * Postage Fund	1,111.40	0.00	0.00	0.00	0.00	0.00	0.00	(199.24)	0.00	0.00	0.00	0.00	912.1
1812 * Solid Waste	56,058.08	197,823.23	0.00	20.78	0.00	0.00	0.00	(21,376.12)	(105,999.42)	0.00	(3,956.89)	0.00	122,569.6
1813 * Jeff. Co. Adult-Jail Fund	17.31	142,864.74	0.00	196,195.62	0.00	0.00	0.00	(336,528.00)	0.00	0.00	(2,545.60)	0.00	4.0
1814 Jeff Co Emergency Reserve Fund	30,624.04	0.00	0.00	0.00	0.00	0.00	0.00	0.00	0.00	0.00	0.00	0.00	30,624.0
1815 * Jeff Co Hosp Insurance	9,744.59	1,097.67	921.74	1.42	0.00	0.00	0.00	(2,026.41)	0.00	0.00	(0.03)	0.00	9,738.9
1816 Stop-Loss Insurance	2,436.21	0.00	0.00	0.00	0.00	0.00	0.00	0.00	0.00	0.00	0.00	0.00	2,436.2
1817 * Jeff Co Workers Comp	23.07	0.00	0.00	23,346.51	0.00	0.00	0.00	(23,345.53)	0.00	0.00	0.00	0.00	24.0
1818 * Jeff Co Unemploy Insurance	119.67	0.00	0.00	0.02	0.00	0.00	0.00	0.00	0.00	0.00	0.00	0.00	119.6
1819 * District Court Fund	99,208.60	0.00	0.00	13.06	0.00	0.00	0.00	(30,592.66)	0.00	0.00	(0.26)	0.00	68,628.7
1900 ** Tri-Co Drug Task Force Grant Fund	52,937.35	8,492.48	0.00	0.00	0.00	0.00	0.00	(3,912.24)	0.00	0.00	0.00	0.00	57,517.5
1901 ** Fins & Truancy Grant Fund	43,303.76	0.00	0.00	0.00	0.00	0.00	0.00	(4,716.06)	0.00	0.00	0.00	0.00	38,587.7
2000 * County Road	982,749.64	262,548.91	25.00	15,603.89	120,485.93	0.00	0.00	(293,590.22)	0.00	0.00	(6,674.76)	0.00	1,081,148.3
3000 * Co. Treasurers Automation Fund	23,658.60	0.00	0.00	9,793.67	0.00	0.00	0.00	(1,240.09)	0.00	0.00	(0.08)	0.00	32,212.1
3001 *Collectors Auto Fund	118,649.72	0.00	0.00	18.49	0.00	0.00	0.00	(240.00)	0.00	0.00	(0.37)	0.00	118,427.8
3002 * Circuit Court Automation Fund	14,465.47	527.00	0.00	2.23	0.00	0.00	0.00	(1,067.98)	0.00	0.00	(10.56)	0.00	13,916.1
3004 Assessor's Amendment 79 Fund	49,974.23	0.00	0.00	7.80	0.00	0.00	0.00	0.00	0.00	0.00	(0.16)	0.00	49,981.8
3005 County Clerks Cost Fund	16,163.47	1,211.40	0.00	2.17	0.00	0.00	0.00	0.00	(8,500.00)	0.00	(24.27)	0.00	8,852.7
3006 *Recorders Cost Fund	72,930.44	25,635.00	0.00	14.22	0.00	0.00	0.00	(7,107.84)	0.00	0.00	(512.98)	0.00	90,958.8
3008 * Co Library	869,001.46	0.00	0.00	139.38	41,005.49	0.00	0.00	0.00	0.00	0.00	(622.92)	0.00	909,323.4
3012 Child Support Cost Fund	3,486.73	48.00	0.00	0.00	0.00	0.00	0.00	0.00	0.00	0.00	(0.96)	0.00	3,535.7

Jefferson County Treasurer

General Ledger Balances by Fund -- Month 6 (FY2017)

Parameters: Date Range: 6/1/2017-6/30/2017 Selected Funds: 130 Summary

Fund - Revenue Code	Beginning Balance	Cash Receipts	Void Checks	Transfer In	Tax Transfer In	Com Earned	Void Receipts	Warrants Paid	Transfer Out	Tax Transfer Out	Com Charged	Other Checks	Endin Balanc
3017 Detention Facilities M & O Fund	1,179,928.73	178,822.00	0.00	0.00	0.00	0.00	0.00	0.00	(196,191.47)	0.00	(3,576.44)	0.00	1,158,882.28
3019 * Boating Sfty & Enforcement	1,080.40	0.00	1,500.00	0.15	0.00	0.00	0.00	(2,159.00)	0.00	0.00	0.00	0.00	421.5
3020 * Emergency 9-1-1 Fund	0.00	11,634.01	0.00	0.40	0.00	0.00	0.00	0.00	(947.44)	0.00	(232.70)	0.00	10,454.2
3022 * Emergency Vehicle Fund	41,092.55	1,605.00	0.00	6.63	0.00	0.00	0.00	0.00	0.00	0.00	(32.23)	0.00	42,671.9
3025 * Pros Atty Victim Witness	117,460.00	1,938.71	0.00	5,837.31	0.00	0.00	0.00	(1,534.59)	(445.82)	0.00	(39.15)	0.00	123,216.4
3026 *Indigent Criminal Defense Fund	187,395.29	4,369.73	0.00	510.37	0.00	0.00	0.00	(5,112.82)	0.00	0.00	(87.99)	0.00	187,074.5
3027 District Court Cost	25,816.42	1,189.82	0.00	5,824.74	0.00	0.00	0.00	0.00	0.00	0.00	(23.89)	0.00	32,807.0
3028 * Adult Drug Ct Fund	43,639.59	14.80	0.00	6.81	0.00	0.00	0.00	(759.00)	0.00	0.00	(0.44)	0.00	42,901.7
3031 Circuit Ct Juve Div/Juve Pro Fee Fund	7,593.07	7,814.00	0.00	2.22	0.00	0.00	0.00	0.00	0.00	0.00	(156.32)	0.00	15,252.9
3032 Juvenile Ct Representation	4,904.60	0.00	0.00	0.00	0.00	0.00	0.00	0.00	0.00	0.00	0.00	0.00	4,904.6
3036 *Recycling Fund	35,206.04	7,320.89	0.00	5.16	0.00	0.00	0.00	(16,642.54)	0.00	0.00	(136.95)	0.00	25,752.6
3039 Circuit Clerk Commission Fund	8,253.13	385.44	0.00	1.34	0.00	0.00	0.00	0.00	0.00	0.00	(7.74)	0.00	8,632.1
3042 Assessor's Late Assessment Fee Fund	0.00	0.00	0.00	0.00	0.00	0.00	0.00	0.00	0.00	0.00	0.00	0.00	0.0
3401 * Juvenile Justice Education	415,616.63	47,886.05	4,951.67	61.86	0.00	0.00	0.00	(41,865.07)	(8,508.53)	0.00	(1.24)	0.00	418,141.3
3402 * Reserve Fund-Rural Fire Protection	60,010.00	0.00	0.00	0.00	0.00	0.00	0.00	0.00	0.00	0.00	0.00	0.00	60,010.0
3403 * MECA (Metro Emer Comm Assn)	164,921.35	44,192.86	986.34	73,658.32	0.00	0.00	0.00	(129,611.30)	0.00	0.00	(0.48)	0.00	154,147.0
3404 9-1-1 Emergency Sys Reserve	209,404.08	0.00	0.00	32.89	0.00	0.00	0.00	0.00	0.00	0.00	(0.65)	0.00	209,436.1
3405 9-1-1 CMRS Fund	96,509.13	0.00	0.00	14.14	0.00	0.00	0.00	0.00	(35,550.00)	0.00	(0.28)	0.00	62,873.9
3409 Jail Operation Fund	52,370.41	10,527.23	0.00	186.14	0.00	0.00	0.00	0.00	0.00	0.00	(210.73)	0.00	62,873.9
3410 Judicial Enhancement	1,176.03	0.00	0.00	0.18	0.00	0.00	0.00	0.00	0.00	0.00	0.00	0.00	1,176.21
3411 * Economic Development Sales Tax	0.00	268,233.01	0.00	0.00	0.00	0.00	0.00	(268,233.01)	0.00	0.00	0.00	0.00	0.0
3412 1st Div Ct Ct Jury Assess Fee	0.00	0.00	0.00	0.00	0.00	0.00	0.00	0.00	0.00	0.00	0.00	0.00	0.0
3414 Waste Tire Fcly Closure Cost Fund	3,740.00	0.00	0.00	0.00	0.00	0.00	0.00	0.00	0.00	0.00	0.00	0.00	3,740.0
3501 * Courthouse Sec Fund	790.16	0.00	0.00	0.00	0.00	0.00	0.00	0.00	0.00	0.00	0.00	0.00	790.1
3502 * Victims Of Crime Fund	11,531.84	15,846.77	0.00	445.82	0.00	0.00	0.00	(12,868.50)	0.00	0.00	0.00	0.00	14,955.9
3505 ** JC Drug Ct Accountability Grnt Fund	60,117.48	0.00	0.00	0.00	0.00	0.00	0.00	(2,120.94)	0.00	0.00	0.00	0.00	57,996.5
3506 **Fire Prevention & Safety Fund	0.68	0.00	0.00	0.00	0.00	0.00	0.00	0.00	0.00	0.00	0.00	0.00	0.68
3508 * Organized Crime Enf (Old LLEBG)	58,570.79	994.99	0.00	0.00	0.00	0.00	0.00	0.00	0.00	0.00	0.00	0.00	59,565.7
3509 *Justice Equitable Sharing Program Grant	201,830.84	12,387.57	0.00	0.00	0.00	0.00	0.00	(23,533.12)	0.00	0.00	0.00	0.00	190,685.2

Jefferson County Treasurer

General Ledger Balances by Fund -- Month 6 (FY2017)

7/7/2017 1:03 PM
Report Code: 3 - Ful

Parameters: Date Range: 6/1/2017-6/30/2017 Selected Funds: 130 Summary

Fund - Revenue Code	Beginning Balance	Cash Receipts	Void Checks	Transfer In	Tax Transfer In	Com Earned	Void Receipts	Warrants Paid	Transfer Out	Tax Transfer Out	Com Charged	Other Checks	Endin: Balanc
3510 * Recycling Res Recovery Grant Fund	95,812.26	0.00	0.00	0.00	0.00	0.00	0.00	(7,770.68)	0.00	0.00	0.00	0.00	88,041.5
3512 *E-Waste Grant Fund	0.00	0.00	0.00	0.00	0.00	0.00	0.00	0.00	0.00	0.00	0.00	0.00	0.0
4800 * Jeff Co Construction	46,358.07	0.00	0.00	7.24	0.00	0.00	0.00	0.00	0.00	0.00	(0.14)	0.00	46,365.1
4801 * Jeff Co Courthouse Bldg	515.59	0.00	0.00	0.08	0.00	0.00	0.00	0.00	0.00	0.00	0.00	0.00	515.6
5800 Co Library - Capt Imp	22,192.23	0.00	0.00	0.00	6,954.26	0.00	0.00	0.00	0.00	0.00	(139.08)	0.00	29,007.4
6000 Treasurer's Commission	0.00	0.00	0.00	0.00	0.00	40,676.16	0.00	(40,676.16)	0.00	0.00	0.00	0.00	0.0
6002 10% Holdback	894,288.15	0.00	0.00	168.18	305,217.31	0.00	0.00	0.00	0.00	0.00	0.00	0.00	1,199,673.6
6003 Property Tax Relief Fund	0.00	18,002.95	0.00	0.00	0.00	0.00	0.00	0.00	0.00	(18,002.95)	0.00	0.00	0.0
6004 Delinquent Personal Tax	0.00	0.00	0.00	0.00	120,805.88	0.00	0.00	0.00	0.00	(120,805.88)	0.00	0.00	0.0
6005 Delinquent Real Estate Tax	0.00	0.00	0.00	0.00	48,238.35	0.00	0.00	0.00	0.00	(48,238.35)	0.00	0.00	0.0
6007 State Land Redemption	0.00	106,863.90	0.00	0.00	0.00	0.00	0.00	0.00	0.00	(106,863.90)	0.00	0.00	0.0
6009 * Law Library	52,237.25	5,491.40	0.00	746.88	0.00	0.00	0.00	(8,488.73)	0.00	0.00	(110.01)	0.00	49,876.71
6010 Jefferson Co. Admin Of Justice	0.00	31,437.57	0.00	0.00	0.00	0.00	0.00	0.00	(26,144.02)	0.00	(628.75)	(4,664.80)	0.0
6011 Interest Earned	0.00	1,013.85	0.00	0.00	0.00	0.00	0.00	0.00	(1,013.85)	0.00	0.00	0.00	0.0
6013 Common School - Unapportioned	90.50	0.00	0.00	0.00	0.00	0.00	0.00	0.00	(90.50)	0.00	0.00	0.00	0.0
6016 County Fire Protection Premium Tax Fund	0.00	16,297.45	0.00	0.00	0.00	0.00	0.00	0.00	0.00	0.00	0.00	(16,297.45)	0.0
6400 Advance Tax Collector	2,870,000.00	2,968,473.60	0.00	0.00	3,057,275.51	0.00	0.00	0.00	0.00	(6,715,749.11)	0.00	0.00	2,180,000.0
6407 Delinquent Lot Clearance	0.00	0.00	0.00	0.00	13.64	0.00	0.00	0.00	0.00	(13.64)	0.00	0.00	0.0
6408 Delinquent Utility Tax	0.00	0.00	0.00	0.00	0.00	0.00	0.00	0.00	0.00	0.00	0.00	0.00	0.0
6409 Delinquent Improvement Tax	0.00	0.00	0.00	0.00	69.48	0.00	0.00	0.00	0.00	(69.48)	0.00	0.00	0.0
6410 Tax Protest Fund	0.00	0.00	0.00	0.00	0.00	0.00	0.00	0.00	0.00	0.00	0.00	0.00	0.0
6600 Pine Bluff - General	28.16	0.00	0.00	2.41	163,683.19	0.00	0.00	0.00	0.00	0.00	(409.21)	(163,302.15)	2.4
6601 Pine Bluff - Road	8.43	0.00	0.00	0.72	48,758.65	0.00	0.00	0.00	0.00	0.00	(121.90)	(48,645.18)	0.72
6602 Pine Bluff - Library	9.00	0.00	0.00	0.77	52,009.21	0.00	0.00	0.00	0.00	0.00	(130.03)	(51,888.18)	0.77
6603 Pine Bluff - Policemen	5.60	0.00	0.00	0.48	32,210.08	0.00	0.00	0.00	0.00	0.00	(60.53)	(32,135.15)	0.48
6604 Pine Bluff - Firemen	5.60	0.00	0.00	0.48	32,210.08	0.00	0.00	0.00	0.00	0.00	(60.53)	(32,135.15)	0.48
6605 Pine Bluff - Bonds	0.00	0.00	0.00	0.00	0.00	0.00	0.00	0.00	0.00	0.00	0.00	0.00	0.0
6606 Pine Bluff - Capt Imp	0.00	0.00	0.00	0.00	87,966.76	0.00	0.00	0.00	0.00	0.00	(219.92)	(87,746.84)	0.0
6610 Altheimer - General	0.26	0.00	0.00	0.02	1,351.17	0.00	0.00	0.00	0.00	0.00	(3.36)	(1,348.05)	0.02

Jefferson County Treasurer

General Ledger Balances by Fund -- Month 6 (FY2017)


Parameters: Date Range: 6/1/2017-6/30/2017 Selected Funds: 130 Summary

Fund - Revenue Code	Beginning Balance	Cash Receipts	Void Checks	Transfer In	Tax Transfer In	Com Earned	Void Receipts	Warrants Paid	Transfer Out	Tax Transfer Out	Com Charged	Other Checks	Endin Balance
6611 Altheimer - Road	0.08	0.00	0.00	0.01	405.33	0.00	0.00	0.00	0.00	0.00	(1.01)	(404.40)	0.0
6620 Humphrey - General	0.07	0.00	0.00	0.00	349.05	0.00	0.00	0.00	0.00	0.00	(0.88)	(348.24)	0.0
6630 Redfield - General	1.54	0.00	0.00	0.16	10,541.89	0.00	0.00	0.00	0.00	0.00	(26.35)	(10,517.08)	0.1
6631 Redfield - Road	0.46	0.00	0.00	0.05	3,162.56	0.00	0.00	0.00	0.00	0.00	(7.89)	(3,155.13)	0.0
6640 Sherrill - General	0.03	0.00	0.00	0.00	54.34	0.00	0.00	0.00	0.00	0.00	(0.13)	(54.24)	0.0
6650 Wabbaseka - General	0.06	0.00	0.00	0.00	229.95	0.00	0.00	0.00	0.00	0.00	(0.56)	(229.43)	0.0
6660 White Hall - General	6.92	0.00	0.00	0.68	44,760.51	0.00	0.00	0.00	0.00	0.00	(111.89)	(44,655.54)	0.6
6661 White Hall - Road	2.07	0.00	0.00	0.20	13,428.17	0.00	0.00	0.00	0.00	0.00	(33.57)	(13,396.67)	0.2
6700 Pine Bluff SD 3	213.83	690,641.34	0.00	49.71	1,154,663.41	0.00	0.00	(690,641.34)	0.00	0.00	(2,886.78)	(1,152,023.15)	17.0
6710 Dollarway SD 2	51.59	135,849.79	0.00	12.42	222,210.86	0.00	0.00	(135,849.79)	0.00	0.00	(555.57)	(221,716.08)	3.2
6720 Altheimer Unified SD 22	0.11	0.06	0.00	3.50	0.00	0.00	0.00	(0.06)	0.00	0.00	(0.01)	(3.60)	0.0
6730 Watson Chapel SD 24	56.61	259,567.90	0.00	26.67	354,881.19	0.00	0.00	(259,567.90)	0.00	0.00	(887.27)	(354,072.07)	5.1
6740 White Hall SD 27	195.51	449,138.16	0.00	34.18	705,817.82	0.00	0.00	(449,138.16)	0.00	0.00	(1,764.62)	(704,272.37)	10.5
6750 Humphrey-DeWitt SD	3.45	5,605.38	0.00	0.12	8,538.07	0.00	0.00	(5,605.38)	0.00	0.00	(21.35)	(8,520.17)	0.1
6760 Arkansas Co SD 1	0.00	0.00	0.00	0.00	0.00	0.00	0.00	0.00	0.00	0.00	0.00	0.00	0.0
6800 Cousart Bayou	0.31	0.00	0.00	0.00	176.20	0.00	0.00	0.00	0.00	0.00	(0.22)	(176.29)	0.0
6801 Drainage District #4	0.00	0.00	0.00	0.02	1,088.82	0.00	0.00	0.00	0.00	0.00	(1.36)	(1,087.46)	0.0
6802 Drainage District #7	0.03	0.00	0.00	0.00	53.19	0.00	0.00	0.00	0.00	0.00	(0.07)	(53.15)	0.0
6803 Fairrelly Lake Levee Dst	0.08	0.00	0.00	0.00	46.93	0.00	0.00	0.00	0.00	0.00	(0.06)	(46.95)	0.0
6804 Five Forks Drainage Dst	0.00	0.00	0.00	0.01	618.98	0.00	0.00	0.00	0.00	0.00	(0.77)	(618.21)	0.0
6805 Flat Bayou Drainage Dst	0.02	0.00	0.00	0.00	28.38	0.00	0.00	0.00	0.00	0.00	(0.04)	(28.36)	0.0
6806 Frenchtown-Auburn Levee	0.18	0.00	0.00	0.01	704.30	0.00	0.00	0.00	0.00	0.00	(0.88)	(703.60)	0.0
6807 Grady-Gould Watershed	0.03	0.00	0.00	0.00	193.02	0.00	0.00	0.00	0.00	0.00	(0.24)	(192.81)	0.0
6808 Harding Drainage Imp Dst	0.24	0.00	0.00	0.02	1,344.92	0.00	0.00	0.00	0.00	0.00	(1.68)	(1,343.48)	0.0
6810 Levee District #3	0.10	0.00	0.00	0.00	79.65	0.00	0.00	0.00	0.00	0.00	(0.10)	(79.65)	0.0
6811 New Gascony Levee Dst	0.01	0.00	0.00	0.00	261.52	0.00	0.00	0.00	0.00	0.00	(0.35)	(261.20)	0.0
6812 Pinewood Sewer Imp Dst	0.39	0.00	0.00	0.05	3,432.85	0.00	0.00	0.00	0.00	0.00	(4.29)	(3,428.95)	0.0
6813 Plum Bayou Levee Dst	0.45	0.00	0.00	0.05	3,291.83	0.00	0.00	0.00	0.00	0.00	(4.11)	(3,288.17)	0.0
6814 Plum Bayou Irrigation Dst	0.03	0.00	0.00	0.00	0.00	0.00	0.00	0.00	0.00	0.00	0.00	0.00	0.0

Jefferson County Treasurer

General Ledger Balances by Fund -- Month 6 (FY2017)

Parameters:	Date Range:	6/1/2017-6/30/2017	Selected Funds:	130	<input checked="" type="checkbox"/> Summary													
Fund - Revenue Code	Beginning Balance	Cash Receipts	Void Checks	Transfer In	Tax Transfer In	Com Earned	Void Receipts	Warrants Paid	Transfer Out	Tax Transfer Out	Com Charged	Other Checks	Ending Balance					
6815 Salt Bayou Drainage Dst	0.09	0.00	0.00	0.00	193.28	0.00	0.00	0.00	0.00	0.00	(0.24)	(193.13)	0.0					
6817 Sub Dst 1 - Bradley Slough	0.02	0.00	0.00	0.01	364.74	0.00	0.00	0.00	0.00	0.00	(0.46)	(364.30)	0.0					
6818 Suburbia Sewer Imp #11	14,545.07	0.00	0.00	2.34	775.13	0.00	0.00	0.00	0.00	0.00	(0.97)	0.00	15,321.5					
6819 Timber Tax	0.21	0.00	0.00	0.02	1,132.21	0.00	0.00	0.00	0.00	0.00	(1.41)	(1,131.01)	0.0					
6820 Waterloo Drainage Dst	0.07	0.00	0.00	0.00	275.46	0.00	0.00	0.00	0.00	0.00	(0.34)	(275.19)	0.0					
6821 Bayou Meto Water Mgmt Imp Dist	0.22	0.00	0.00	0.01	492.03	0.00	0.00	0.00	0.00	0.00	(0.63)	(491.62)	0.0					
6822 Country Estates POI Dist	0.00	0.00	0.00	0.00	0.00	0.00	0.00	0.00	0.00	0.00	0.00	0.00	0.0					
6823 Sewer Improvement Dst #39	0.87	0.00	0.00	0.00	0.00	0.00	0.00	0.00	0.00	0.00	0.00	0.00	0.0					
6824 Village At Redfield Project	0.31	0.00	0.00	0.08	5,206.60	0.00	0.00	0.00	0.00	0.00	(6.51)	(5,200.40)	0.0					
6825 Long Lake Drn Dst	0.00	0.00	0.00	0.00	0.72	0.00	0.00	0.00	0.00	0.00	0.00	0.00	0.7					
6826 Linwood Moscow FD Residential	0.00	0.00	0.00	0.00	226.14	0.00	0.00	0.00	0.00	0.00	(0.29)	(225.85)	0.0					
6827 Linwood Moscow FD Commercial	0.00	0.00	0.00	0.00	0.00	0.00	0.00	0.00	0.00	0.00	0.00	0.00	0.0					
6828 Southeast FD Residential	0.00	0.00	0.00	0.00	750.00	0.00	0.00	0.00	0.00	0.00	(0.98)	(749.02)	0.0					
6829 Southeast FD Commercial	0.00	0.00	0.00	0.00	100.00	0.00	0.00	0.00	0.00	0.00	(0.13)	(99.87)	0.0					
Totals for All Funds	10,616,989.23	\$6,337,615.73	\$185,741.94	\$592,822.31	\$7,009,743.31	\$40,676.16	(\$267.87)	(\$4,014,996.91)	(\$592,822.31)	(\$7,009,743.31)	(\$40,676.16)	(\$2,971,569.79)	10,153,512.3					



Vonysha Goodwin

Jefferson County Treasurer

TREASURER'S CERTIFICATION

I, Vonysha Goodwin, Treasurer of Jefferson County, Arkansas, do hereby certify that the following report is true and correct to the best of my knowledge and belief.

Vonysha Goodwin, Subscribed and sworn to before me
this the *1st* day of *August*, 2017.

**JEFFERSON COUNTY
TREASURER'S REPORT
Financial Highlights
July, 2017**

** NEW COLUMN

	1/1/2017	7/31/2017	7/31/2016	2017	2016	DIFF(-)+ AT A GLANCE
ALL FUNDS COMBINED						
BALANCE	8,017,387.13	8,767,702.55	7,957,469.58			
RECEIPTS		4,402,847.80	4,232,644.06	43,660,194.97	41,315,606.07	2,344,588.90
EXPENDITURES		6,294,157.58	5,996,428.66	43,415,379.55	41,698,871.60	1,716,507.95
CO. GENERAL FUND-1000						
BALANCE	1,879,119.56	344,844.84	453,534.11			
REVENUE PROJECTIONS	9,760,050.00	9,760,050.00	10,446,620.00			
APPROPRIATION	8,687,626.27	8,868,021.41	9,276,874.72			
RECEIPTS		720,734.80	731,145.48	3,926,762.65	4,093,617.44	(166,854.79)
EXPENDITURES		717,468.09	716,817.65	5,461,037.37	5,353,074.77	107,962.60
AVAILABLE FOR APPROPRIATION		-83,976.41	125,083.28			
CO. ROAD FUND-2000						
BALANCE	1,002,307.73	989,913.87	685,566.68			
REVENUE PROJECTIONS	5,271,025.00	5,271,025.00	5,242,375.00			
APPROPRIATION	3,622,264.00	3,637,696.72	4,099,364.00			
RECEIPTS		365,788.98	359,185.10	2,432,930.66	2,216,129.28	216,801.38
EXPENDITURES		457,023.48	397,628.73	2,445,324.55	2,727,279.76	(281,955.21)
AVAILABLE FOR APPROPRIATION		1,106,225.78	618,773.50			
CO. ADULT JAIL FUND-1813						
BALANCE	13,471.21	1.70	2,106.29			
REVENUE PROJECTIONS	4,118,309.58	4,102,700.00	4,364,500.00			
APPROPRIATION	3,971,000.00	3,986,609.58	3,971,000.00			
RECEIPTS		337,496.66	246,107.49	2,265,134.83	2,074,463.22	190,671.61
EXPENDITURES		337,499.03	244,003.83	2,278,604.34	2,096,514.05	182,090.29
AVAILABLE FOR APPROPRIATION		-280,130.96	393,500.00			
DISTRICT COURT FUND-1819						
BALANCE	0.01	37311.47	0.00			
REVENUE PROJECTIONS	486,668.00	486,668.00	486,668.00			
APPROPRIATION	486,668.00	486,668.00	486,668.00			
RECEIPTS		36.62	30,651.95	311,862.65	273,887.04	37,975.61
EXPENDITURES		31,353.87	30,651.95	274,551.19	273,887.13	664.06
AVAILABLE FOR APPROPRIATION		0.00	0.00			
JUVENILE JUSTICE FUND-1803						
BALANCE	67,278.84	29,745.91	15,656.76			
REVENUE PROJECTIONS	1,556,102.32	1,556,100.00	1,619,250.00			
APPROPRIATION	1,550,000.00	1,550,002.32	1,550,000.00			
RECEIPTS		119,778.20	116,085.55	1,007,566.86	1,063,058.97	(55,492.11)
EXPENDITURES		143,906.92	136,871.77	1,045,099.79	1,065,101.78	(20,001.99)
AVAILABLE FOR APPROPRIATION		-149,510.23	0.00			
DETENTION FACILITIES M & O FUND-3017						
BALANCE	1,232,203.42	1,099,366.18	1,533,163.76			
REVENUE PROJECTIONS	2,636,000.00	2,636,000.00	3,955,330.95			
APPROPRIATION			2,416,000.00			
RECEIPTS		202,892.46	195,625.13	1,377,612.14	1,399,662.73	(22,050.59)
EXPENDITURES		262,409.10	179,891.22	1,510,449.38	1,222,829.92	287,619.46
AVAILABLE FOR APPROPRIATION			337491.50			
PUBLIC SAFETY SALES TAX FUND-1805						
BALANCE	464,273.77	399,431.88	209,114.03			
REVENUE PROJECTIONS	2,730,500.00	2,730,500.00	2,628,000.00			
APPROPRIATION	1,828,340.52	1,828,340.52	2,295,882.32			
RECEIPTS		209,558.17	200,921.21	1,420,267.94	1,433,760.58	(13,492.64)
EXPENDITURES		202,211.80	267,044.37	1,485,109.83	1,534,200.23	(49,090.40)
AVAILABLE FOR APPROPRIATION		629,109.48	69317.68			
INTEREST EARNED-6011						
		4,571.91	835.91	22,020.10	27,377.86	(5,357.76)

Bank Ledger

Jefferson County Treasurer

Bank Name	Account Num	Last Transaction...	Balance (7/31/2017)
5001 - Simmons Bank	5001	8/1/2017	2,375,039.24
5003 - Relyance Bank	5003	8/1/2017	2,789,645.45
5005 - SFNB Federal Grants Account	5005	7/28/2017	147,517.86
5021 - SFNB Check/Warrant Account	5021	8/1/2017	0.00
5075 - SFNB T-Note; 2/26/2021 @1.125	5075	1/1/2017	500,000.00
5076 - SFNB T-Note; 3/30/21@ 1.00	5076	1/1/2017	500,000.00
5077 - SFNB T Note; 3/30/21@ 1.125	5077	1/1/2017	500,000.00
5078 - SFNB T-Note; 4/28/21 @1.125	5078	1/1/2017	500,000.00
5079 - SFNB T-Note; 4/28/23 1.25 Step	5079	5/18/2017	450,000.00
5067 - SFNB T-Note; 7/26/24 @1.500	5067	1/1/2017	500,000.00
			Tot : \$8,262,202.55

General Ledger Balances by Fund -- Month 7 (FY2017)

Parameters: Date Range: 7/1/2017-7/31/2017 Selected Funds: 130 Summary

Fund - Revenue Code	Beginning Balance	Cash Receipts	Void Checks	Transfer In	Tax Transfer In	Com Earned	Receipts	Warrants Paid	Transfer Out	Tax Transfer Out	Com Charged	Other Checks	Ending Balance
1000 * County General Fund	341,578.13	296,936.78	36,723.81	109,362.08	314,626.54	0.00	(190.60)	(683,466.77)	(59,658.48)	0.00	(11,066.65)	0.00	344,844.84
1801 Mtg Revenue Bond	13,615.44	0.00	0.00	0.00	0.00	0.00	0.00	0.00	0.00	0.00	0.00	0.00	13,615.44
1803 * Juvenile Justice Center	53,874.63	39,431.52	0.00	80,346.68	0.00	0.00	0.00	(143,290.33)	0.00	0.00	(616.59)	0.00	29,745.91
1804 * Solid Waste Contract Fund	0.00	0.00	0.00	101,499.42	0.00	0.00	0.00	(101,499.42)	0.00	0.00	0.00	0.00	0.00
1805 * Sales Tax/Public Safety Fund	392,085.51	208,544.15	21.94	1,014.02	0.00	0.00	0.00	(117,728.47)	(80,329.91)	0.00	(4,175.36)	0.00	399,431.88
1806 * Jeff Co Adult Jail Medical Fund	62,001.16	0.00	0.00	43.22	0.00	0.00	0.00	(820.43)	0.00	0.00	(0.86)	0.00	62,043.52
1808 * Environmental Enforcement Officer	3,701.85	0.00	0.00	2.29	0.00	0.00	0.00	(10,416.34)	0.00	0.00	(1.18)	0.00	2,883.66
1809 * FINS & Truancy Fund	77,840.50	7,750.00	0.00	22,059.09	0.00	0.00	0.00	(5,157.48)	0.00	0.00	(0.18)	0.00	97,232.07
1810 * Jury Fees Fund	12,985.41	0.00	0.00	9.05	0.00	0.00	0.00	(5,157.48)	0.00	0.00	(0.18)	0.00	12,994.28
1811 * Postage Fund	912.16	0.00	0.00	5,000.00	0.00	0.00	0.00	(5,157.48)	0.00	0.00	0.00	0.00	754.68
1812 * Solid Waste	122,568.66	128,092.79	0.00	100.29	0.00	0.00	0.00	(21,547.66)	(108,999.42)	0.00	(2,553.86)	0.00	117,651.80
1813 * Jeff. Co. Adult Jail Fund	4.07	79,143.68	16,123.36	259,352.98	0.00	0.00	0.00	(350,821.61)	(1,427.64)	0.00	(1,373.14)	0.00	1.70
1814 Jeff Co Emergency Reserve Fund	30,624.04	0.00	0.00	0.00	0.00	0.00	0.00	0.00	0.00	0.00	0.00	0.00	30,624.04
1815 * Jeff Co Hosp Insurance	9,738.98	1,079.90	0.00	5.47	0.00	0.00	0.00	(3,700.73)	0.00	0.00	(0.11)	0.00	7,123.51
1816 Stop-Loss Insurance	2,436.21	0.00	0.00	0.00	0.00	0.00	0.00	0.00	0.00	0.00	0.00	0.00	2,436.21
1817 * Jeff Co Workers Comp	24.03	0.00	0.00	23,348.17	0.00	0.00	0.00	(23,345.53)	0.00	0.00	(0.05)	0.00	26.62
1818 * Jeff Co Unemploy Insurance	119.69	0.00	0.00	8,208.24	0.00	0.00	0.00	(6,207.70)	0.00	0.00	(0.01)	0.00	120.22
1819 * District Court Fund	68,628.72	0.00	0.00	36.62	0.00	0.00	0.00	(31,353.14)	0.00	0.00	(0.73)	0.00	37,311.47
1900 ** Tri-Co Drug Task Force Grant Fund	57,517.59	4,246.24	0.00	0.00	0.00	0.00	0.00	(3,935.79)	0.00	0.00	0.00	0.00	57,828.04
1901 ** Fins & Truancy Grant Fund	38,587.70	0.00	0.00	0.00	0.00	0.00	0.00	(6,057.48)	0.00	0.00	0.00	0.00	32,530.22
2000 * County Road	1,081,148.37	233,225.87	2,411.70	818.60	131,757.57	0.00	(13.06)	(401,231.91)	(51,158.96)	0.00	(7,044.31)	0.00	989,913.87
3000 * Co. Treasurers Automation Fund	32,212.10	0.00	0.00	4,090.35	0.00	0.00	0.00	(506.15)	0.00	0.00	(0.45)	0.00	35,795.85
3001 * Collectors Auto Fund	118,427.84	0.00	0.00	82.55	0.00	0.00	0.00	0.00	0.00	0.00	0.00	0.00	118,508.74
3002 * Circuit Court Automation Fund	13,916.14	728.00	0.00	9.54	0.00	0.00	0.00	(1,107.99)	0.00	0.00	(1.65)	0.00	13,530.94
3004 Assessor's Amendment 79 Fund	49,981.87	0.00	0.00	34.84	0.00	0.00	0.00	0.00	0.00	0.00	(0.70)	0.00	50,016.01
3005 County Clerks Cost Fund	6,852.77	1,904.59	0.00	7.26	0.00	0.00	0.00	0.00	0.00	0.00	(38.24)	0.00	10,726.38
3006 *Recorders Cost Fund	90,958.84	26,367.00	2,367.29	56.09	0.00	0.00	0.00	(31,674.61)	0.00	0.00	(528.66)	0.00	87,555.95
3008 * Co Library	909,323.41	0.00	0.00	585.09	52,602.51	0.00	0.00	(147,750.00)	0.00	0.00	(1,063.74)	0.00	813,697.27
3012 Child Support Cost Fund	3,535.77	112.00	0.00	0.00	0.00	0.00	0.00	0.00	0.00	0.00	(2.24)	0.00	3,645.53

Jefferson County Treasurer

General Ledger Balances by Fund -- Month 7 (FY2017)

Parameters:	Date Range:	7/1/2017-7/31/2017	Selected Funds:	130	<input checked="" type="checkbox"/> Summary												
Fund - Revenue Code	Beginning Balance	Cash Receipts	Void Checks	Transfer In	Tax Transfer In	Com Earned	Receipts	Warrants Paid	Transfer Out	Tax Transfer Out	Com Charged	Other Checks	Ending Balance				
3017 Detention Facilities M & O Fund	1,158,882.82	202,892.46	0.00	0.00	0.00	0.00	0.00	0.00	(258,351.25)	0.00	(4,037.85)	0.00	1,099,366.18				
3019 * Boating Sfty & Enforcement	421.55	1,947.57	0.00	1.48	0.00	0.00	0.00	0.00	0.00	0.00	(0.03)	0.00	2,370.57				
3020 * Emergency 9-1-1 Fund	10,454.27	12,130.88	0.00	9.15	0.00	0.00	0.00	0.00	(22,342.54)	0.00	(242.79)	0.00	8.97				
3022 * Emergency Vehicle Fund	42,671.95	1,375.00	0.00	30.50	0.00	0.00	0.00	0.00	0.00	0.00	(28.11)	0.00	44,049.34				
3025 * Pros Atty Victim Witness	123,216.46	0.00	0.00	5,504.97	0.00	0.00	0.00	(1,113.74)	0.00	0.00	(1.75)	0.00	127,605.94				
3026 *Indigent Criminal Defense Fund	187,074.58	6,310.70	0.00	580.90	0.00	0.00	0.00	(2,793.67)	0.00	0.00	(128.88)	0.00	191,043.63				
3027 District Court Cost	32,807.09	1,189.82	0.00	5,444.60	0.00	0.00	0.00	0.00	0.00	0.00	(24.31)	0.00	39,417.20				
3028 * Adult Drug Ct Fund	42,801.76	94.90	0.00	29.81	0.00	0.00	0.00	(1,277.64)	0.00	0.00	(2.50)	0.00	41,746.33				
3031 Circuit Ct Juve Div/Juve Pro Fee Fund	15,252.97	8,873.00	0.00	8.59	0.00	0.00	0.00	0.00	(22,000.00)	0.00	(177.63)	0.00	1,956.93				
3032 Juvenile Ct Representation	4,904.60	0.00	0.00	0.00	0.00	0.00	0.00	0.00	0.00	0.00	0.00	0.00	4,904.60				
3036 *Recycling Fund	25,752.60	922.60	32.18	13.94	0.00	0.00	0.00	(15,235.57)	0.00	0.00	(18.73)	0.00	11,467.02				
3039 Circuit Clerk Commission Fund	8,632.17	218.46	0.00	6.12	0.00	0.00	0.00	0.00	0.00	0.00	(4.49)	0.00	8,852.26				
3042 Assessor's Late Assessment Fee Fund	0.00	0.00	0.00	0.00	0.00	0.00	0.00	0.00	0.00	0.00	0.00	0.00	0.00				
3401 * Juvenile Justice Education	418,141.37	0.00	125.00	279.47	0.00	0.00	0.00	(33,352.24)	0.00	0.00	(5.59)	0.00	385,188.01				
3402 * Reserve Fund-Rural Fire Protection	60,010.00	0.00	0.00	0.00	0.00	0.00	0.00	0.00	0.00	0.00	0.00	0.00	60,010.00				
3403 * MECA (Metro Emer Comm Assn)	154,147.09	66,316.56	0.00	80,481.46	0.00	0.00	0.00	(140,597.34)	0.00	0.00	(1.40)	0.00	160,346.37				
3404 9-1-1 Emergency Sys Reserve	209,436.12	0.00	0.00	145.99	0.00	0.00	0.00	0.00	0.00	0.00	(2.92)	0.00	209,579.19				
3405 9-1-1 CMRS Fund	60,972.99	0.00	0.00	41.70	0.00	0.00	0.00	0.00	(35,550.00)	0.00	(0.83)	0.00	25,463.66				
3409 Jail Operation Fund	62,873.05	10,527.23	0.00	214.07	0.00	0.00	0.00	0.00	0.00	0.00	(211.53)	0.00	73,402.82				
3410 Judicial Enhancement	1,176.21	0.00	0.00	0.82	0.00	0.00	0.00	0.00	0.00	0.00	(0.02)	0.00	1,177.01				
3411 * Economic Development Sales Tax	0.00	304,338.68	0.00	0.00	0.00	0.00	0.00	(304,338.68)	0.00	0.00	0.00	0.00	0.00				
3412 1st Div Crt Ct Jury Assess Fee	0.00	0.00	0.00	0.00	0.00	0.00	0.00	0.00	0.00	0.00	0.00	0.00	0.00				
3414 Waste Tire Fcity Closure Cost Fund	3,740.00	0.00	0.00	0.00	0.00	0.00	0.00	0.00	(790.16)	0.00	0.00	0.00	3,740.00				
3501 * Courthouse Sec Fund	790.16	0.00	0.00	0.00	0.00	0.00	0.00	0.00	0.00	0.00	0.00	0.00	790.16				
3502 * Victims Of Crime Fund	14,955.93	9,532.18	0.00	0.00	0.00	0.00	0.00	(12,400.36)	0.00	0.00	0.00	0.00	12,087.75				
3505 ** JC Drug Ct Accountability Grnt Fund	57,996.54	0.00	0.00	0.00	0.00	0.00	0.00	(837.62)	0.00	0.00	0.00	0.00	57,158.92				
3506 **Fire Prevention & Safety Fund	0.68	0.00	0.00	0.00	0.00	0.00	0.00	0.00	0.00	0.00	0.00	0.00	0.68				
3508 * Organized Crime Entf (Old LLEBG)	59,565.78	2,684.32	0.00	0.00	0.00	0.00	0.00	0.00	0.00	0.00	0.00	0.00	62,250.10				
3509 *Justice Equitable Sharing Program Grant	190,685.29	1,658.48	0.00	0.00	0.00	0.00	0.00	0.00	0.00	0.00	0.00	0.00	192,343.77				

Jefferson County Treasurer

General Ledger Balances by Fund -- Month 7 (FY2017)

8/1/2017 2:04 PM
Report Code: 3 - Full

Parameters: Date Range: 7/1/2017-7/31/2017 Selected Funds: 130 Summary														
Fund - Revenue Code		Beginning Balance	Cash Receipts	Void Checks	Transfer In	Tax Transfer In	Com Earned	Receipts	Warrants Paid	Transfer Out	Tax Transfer Out	Com Charged	Other Checks	Ending Balance
3510 * Recycling Res Recovery Grant Fund	88,041.58	0.00	0.00	0.00	0.00	0.00	0.00	0.00	(13,324.52)	0.00	0.00	0.00	0.00	74,717.06
3512 *E-Waste Grant Fund	0.00	0.00	0.00	0.00	0.00	0.00	0.00	0.00	0.00	0.00	0.00	0.00	0.00	0.00
4800 * Jeff Co Construction	46,365.17	0.00	0.00	0.00	32.32	0.00	0.00	0.00	0.00	0.00	0.00	(0.65)	0.00	46,366.84
4801 * Jeff Co Courthouse Bldg	515.67	0.00	0.00	0.00	0.36	0.00	0.00	0.00	0.00	0.00	0.00	(0.01)	0.00	516.02
5800 Co Library - Capt Imp	29,007.41	0.00	0.00	0.00	0.00	9,139.43	0.00	0.00	0.00	0.00	0.00	(182.79)	0.00	37,964.05
6000 Treasurer's Commission	0.00	0.00	0.00	0.00	0.00	0.00	0.00	0.00	0.00	(40,231.67)	0.00	0.00	0.00	0.00
6002 10% Holdback	1,199,673.64	0.00	0.00	0.00	953.35	248,030.50	40,231.67	0.00	0.00	0.00	0.00	0.00	0.00	1,448,657.49
6003 Property Tax Relief Fund	0.00	19,028.92	0.00	0.00	0.00	0.00	0.00	0.00	0.00	0.00	0.00	0.00	0.00	0.00
6004 Delinquent Personal Tax	0.00	0.00	0.00	0.00	0.00	0.00	0.00	0.00	0.00	0.00	(19,028.92)	0.00	0.00	0.00
6005 Delinquent Real Estate Tax	0.00	0.00	0.00	0.00	0.00	110,470.15	0.00	0.00	0.00	0.00	(110,470.15)	0.00	0.00	0.00
6007 State Land Redemption	0.00	0.00	0.00	0.00	0.00	48,589.64	0.00	0.00	0.00	0.00	(48,589.64)	0.00	0.00	0.00
6009 * Law Library	49,876.79	17,578.78	0.00	0.00	0.00	0.00	0.00	0.00	0.00	0.00	(17,578.78)	0.00	0.00	0.00
6010 Jefferson Co. Admin Of Justice	0.00	29,598.64	0.00	0.00	724.28	0.00	0.00	(5,978.28)	0.00	0.00	0.00	(110.94)	0.00	50,021.91
6011 Interest Earned	0.00	4,571.91	0.00	0.00	0.00	0.00	0.00	0.00	0.00	(24,341.87)	0.00	(591.97)	(4,564.80)	0.00
6013 Common School - Unapportioned	0.00	46.01	0.00	0.00	0.00	0.00	0.00	0.00	0.00	(46.01)	0.00	0.00	0.00	0.00
6016 County Fire Protection Premium Tax Fund	0.00	0.00	0.00	0.00	0.00	0.00	0.00	0.00	0.00	0.00	0.00	0.00	0.00	0.00
6400 Advance Tax Collector	2,180,000.00	1,320,289.08	0.00	0.00	0.00	2,484,384.25	0.00	0.00	0.00	0.00	(5,584,673.33)	0.00	0.00	400,000.00
6407 Delinquent Lot Clearance	0.00	0.00	0.00	0.00	0.00	52.60	0.00	0.00	0.00	0.00	(52.60)	0.00	0.00	0.00
6408 Delinquent Utility Tax	0.00	0.00	0.00	0.00	0.00	0.00	0.00	0.00	0.00	0.00	0.00	0.00	0.00	0.00
6409 Delinquent Improvement Tax	0.00	0.00	0.00	0.00	0.00	98.52	0.00	0.00	0.00	0.00	(98.52)	0.00	0.00	0.00
6410 Tax Protest Fund	0.00	0.00	0.00	0.00	0.00	0.00	0.00	0.00	0.00	0.00	0.00	0.00	0.00	0.00
6600 Pine Bluff - General	2.40	0.00	0.00	0.00	0.00	0.00	0.00	0.00	0.00	0.00	0.00	0.00	0.00	0.00
6601 Pine Bluff - Road	0.72	0.00	0.00	0.00	1.66	24,716.89	0.00	0.00	0.00	0.00	0.00	207.50	(165,589.86)	5.58
6602 Pine Bluff - Library	0.77	0.00	0.00	0.00	1.77	26,364.66	0.00	0.00	0.00	0.00	0.00	(61.80)	(49,311.62)	1.66
6603 Pine Bluff - Policemen	0.48	0.00	0.00	0.00	1.11	16,428.86	0.00	0.00	0.00	0.00	0.00	(65.92)	(52,599.02)	1.77
6604 Pine Bluff - Firemen	0.48	0.00	0.00	0.00	1.11	16,428.86	0.00	0.00	0.00	0.00	0.00	(41.08)	(32,776.52)	1.11
6605 Pine Bluff - Bonds	0.00	0.00	0.00	0.00	0.00	0.00	0.00	0.00	0.00	0.00	0.00	0.00	(32,776.52)	1.11
6606 Pine Bluff - Capt Imp	0.00	0.00	0.00	0.00	0.00	0.00	0.00	0.00	0.00	0.00	0.00	0.00	0.00	0.00
6610 Altheimer - General	0.02	0.00	0.00	0.00	0.09	1,358.42	0.00	0.00	0.00	0.00	0.00	109.83	(87,643.86)	0.00
												(3.39)	(3,116.64)	0.09

Jefferson County Treasurer

General Ledger Balances by Fund -- Month 7 (FY2017)

8/1/2017 2:04 PM
Report Code: 3 - Full

Parameters:	Date Range:	Selected Funds:	Summary	Com Earned	Receipts	Void Checks	Transfer In	Tax Transfer In	Com Earned	Receipts	Void	Warrants Paid	Transfer Out	Tax Transfer Out	Com Charged	Other Checks	Ending Balance
Fund - Revenue Code	7/1/2017-7/31/2017	130	<input checked="" type="checkbox"/>	In	Out	Checks	In	In	Out	Out	Receipts	Out	Out	Out	Out	Out	Balance
6611 Altheimer - Road		0.01		0.03		0.00	0.03	407.55		0.00		0.00	0.00	0.00	(1.02)	(406.54)	0.03
6620 Humphrey - General		0.00		0.02		0.00	0.02	299.61		0.00		0.00	0.00	0.00	(0.74)	(298.87)	0.02
6630 Redfield - General		0.16		0.28		0.00	0.28	4,175.19		0.00		0.00	0.00	0.00	(10.44)	(4,164.91)	0.28
6631 Redfield - Road		0.05		0.08		0.00	0.08	1,252.56		0.00		0.00	0.00	0.00	(3.13)	(1,249.48)	0.08
6640 Sherrill - General		0.00		0.01		0.00	0.01	150.86		0.00		0.00	0.00	0.00	(0.38)	(150.48)	0.01
6650 Wabbaseka - General		0.00		0.02		0.00	0.02	310.10		0.00		0.00	0.00	0.00	(0.79)	(309.31)	0.02
6660 White Hall - General		0.68		0.90		0.00	0.90	13,396.70		0.00		0.00	0.00	0.00	(33.50)	(13,363.88)	0.90
6661 White Hall - Road		0.20		0.27		0.00	0.27	4,019.00		0.00		0.00	0.00	0.00	(10.04)	(4,009.16)	0.27
6700 Pine Bluff SD 3		17.02		59.55		0.00	59.55	638,215.47		0.00		(381,676.58)	0.00	0.00	(- ,595.70)	(636,653.50)	42.84
6710 Dollarway SD 2		3.22		20.92		0.00	20.92	241,485.50		0.00		(147,601.08)	0.00	0.00	(603.77)	(240,889.66)	16.21
6720 Altheimer Unified SD 22		0.00		1.78		0.00	1.78	2.07		0.00		(1.26)	0.00	0.00	(0.01)	(3.84)	0.00
6730 Watson Chapel SD 24		5.13		24.24		0.00	24.24	197,532.91		0.00		(144,460.60)	0.00	0.00	(493.89)	(197,055.13)	13.26
6740 White Hall SD 27		10.52		82.43		0.00	82.43	1,046,548.31		0.00		(665,779.52)	0.00	0.00	(2,616.58)	(1,043,954.44)	70.24
6750 Humphrey-DeWitt SD		0.12		0.85		0.00	0.85	12,698.78		0.00		(8,333.66)	0.00	0.00	(31.74)	(12,667.16)	0.85
6760 Arkansas Co SD 1		0.00		0.00		0.00	0.00	0.00		0.00		0.00	0.00	0.00	0.00	0.00	0.00
6800 Cousart Bayou		0.00		0.13		0.00	0.13	1,948.71		0.00		0.00	0.00	0.00	(2.44)	(1,946.27)	0.13
6801 Drainage District #4		0.02		0.00		0.00	0.00	0.00		0.00		0.00	0.00	0.00	0.00	0.00	0.02
6802 Drainage District #7		0.00		0.00		0.00	0.00	13.07		0.00		0.00	0.00	0.00	(0.02)	(13.05)	0.00
6803 Furrely Lake Levee Dst		0.00		0.00		0.00	0.00	0.51		0.00		0.00	0.00	0.00	0.00	0.00	0.51
6804 Five Forks Drainage Dst		0.01		0.00		0.00	0.00	0.00		0.00		0.00	0.00	0.00	0.00	0.00	0.01
6805 Flat Bayou Drainage Dst		0.00		0.00		0.00	0.00	23.97		0.00		0.00	0.00	0.00	0.00	0.00	0.00
6806 Frenchtown-Auburn Levee		0.01		0.08		0.00	0.08	1,124.63		0.00		0.00	0.00	0.00	(0.03)	(23.94)	0.08
6807 Grady-Gould Watershed		0.00		0.00		0.00	0.00	20.70		0.00		0.00	0.00	0.00	(1.41)	(1,123.23)	0.00
6808 Harding Drainage Imp Dst		0.02		0.03		0.00	0.03	513.72		0.00		0.00	0.00	0.00	(0.65)	(20.67)	0.00
6810 Levee District #3		0.00		0.00		0.00	0.00	0.00		0.00		0.00	0.00	0.00	0.00	0.00	0.00
6811 New Gascony Levee Dst		0.00		0.01		0.00	0.01	95.82		0.00		0.00	0.00	0.00	0.00	0.00	0.01
6812 Pinewood Sewer Imp Dst		0.05		0.03		0.00	0.03	375.30		0.00		0.00	0.00	0.00	(0.47)	(95.70)	0.01
6813 Plum Bayou Levee Dst		0.05		0.12		0.00	0.12	1,727.88		0.00		0.00	0.00	0.00	(2.16)	(374.88)	0.03
6814 Plum Bayou Irrigation Dst		0.03		0.00		0.00	0.00	0.00		0.00		0.00	0.00	0.00	0.00	(1,725.77)	0.12
															0.00	0.00	0.03

Jefferson County Treasurer


General Ledger Balances by Fund -- Month 7 (FY2017)

8/1/2017 2:04 PM
Report Code: 3 - Full

Parameters: Date Range: 7/1/2017-7/31/2017 Selected Funds: 130 Summary

Fund - Revenue Code	Beginning Balance	Cash Receipts	Void Checks	Transfer In	Tax Transfer In	Com Earned	Void Receipts	Warrants Paid	Transfer Out	Tax Transfer Out	Com Charged	Other Checks	Ending Balance
6815 Salt Bayou Drainage Dst	0.00	0.00	0.00	0.00	20.71	0.00	0.00	0.00	0.00	0.00	(0.03)	(20.68)	0.00
6817 Sub Dst 1 - Bradley Slough	0.01	0.00	0.00	0.00	44.73	0.00	0.00	0.00	0.00	0.00	(0.06)	(44.68)	0.00
6818 Suburbia Sewer Imp #11	15,321.57	0.00	0.00	10.83	310.05	0.00	0.00	0.00	0.00	0.00	(0.40)	0.00	15,642.05
6819 Timber Tax	0.02	0.00	0.00	0.05	789.25	0.00	0.00	0.00	0.00	0.00	(0.99)	(788.28)	0.05
6820 Waterloo Drainage Dst	0.00	0.00	0.00	0.01	119.99	0.00	0.00	0.00	0.00	0.00	(0.15)	(119.84)	0.01
6821 Bayou Meto Water Mgmt Imp Dist	0.01	0.00	0.00	0.00	52.11	0.00	0.00	0.00	0.00	0.00	(0.06)	(52.06)	0.00
6822 Country Estates POI Dist	0.00	0.00	0.00	0.00	0.00	0.00	0.00	0.00	0.00	0.00	0.00	0.00	0.00
6823 Sewer Improvement Dst #39	0.87	0.00	0.00	0.00	0.00	0.00	0.00	0.00	0.00	0.00	0.00	0.00	0.00
6824 Village At Redfield Project	0.08	0.00	0.00	0.00	0.00	0.00	0.00	0.00	0.00	0.00	0.00	0.00	0.08
6825 Long Lake Drm Dst	0.72	0.00	0.00	0.00	0.00	0.00	0.00	0.00	0.00	0.00	0.00	0.00	0.00
6826 Linwood Moscow FD Residential	0.00	0.00	0.00	0.00	175.00	0.00	0.00	0.00	0.00	0.00	(0.23)	(174.77)	0.00
6827 Linwood Moscow FD Commercial	0.00	0.00	0.00	0.00	150.00	0.00	0.00	0.00	0.00	0.00	(0.20)	(149.80)	0.00
6828 Southeast FD Residential	0.00	0.00	0.00	0.00	210.00	0.00	0.00	0.00	0.00	0.00	(0.27)	(209.73)	0.00
6829 Southeast FD Commercial	0.00	0.00	0.00	0.00	300.00	0.00	0.00	0.00	0.00	0.00	(0.39)	(299.61)	0.00
Totals for All Funds	10,153,512.33	\$4,403,051.46	\$269,915.57	\$709,799.82	\$5,780,491.94	\$40,231.67	(\$203.66)	(\$3,972,721.90)	(\$709,799.82)	(\$5,780,491.94)	(\$40,231.67)	(\$2,591,361.25)	8,262,202.55

Jefferson County Treasurer



Vonysha Goodwin
Jefferson County Treasurer

TREASURER'S CERTIFICATION

I, Vonysha Goodwin, Treasurer of Jefferson County, Arkansas, do hereby certify that the following report is true and correct to the best of my knowledge and belief.

Vonysha Goodwin, Subscribed and sworn to before me
this the 6th day of September, 2017.

**JEFFERSON COUNTY
TREASURER'S REPORT
Financial Highlights
August, 2017**

** NEW COLUMN

	1/1/2017	8/31/2017	8/31/2016	2017	2016	DIFF(-)+ AT A GLANCE
ALL FUNDS COMBINED						
BALANCE	8,017,387.13	8,317,265.56	8,314,046.67			
RECEIPTS		3,874,734.37	4,260,749.39	47,534,929.34	45,576,355.46	1,958,573.88
EXPENDITURES		3,819,671.36	3,899,172.30	47,235,050.91	45,598,043.90	1,637,007.01
CO. GENERAL FUND-1000						
BALANCE	1,879,119.56	134,385.97	260,622.84			
REVENUE PROJECTIONS	9,760,050.00	9,760,050.00	10,561,031.00			
APPROPRIATION	8,687,626.27	8,868,888.44	9,289,874.72			
RECEIPTS		505,888.63	492,323.26	4,432,651.28	4,585,940.70	(153,289.42)
EXPENDITURES		716,347.50	685,234.53	6,177,384.87	6,038,309.30	139,075.57
AVAILABLE FOR APPROPRIATION		-84,843.44	215,053.00			
CO. ROAD FUND-2000						
BALANCE	1,002,307.73	805,382.78	554,187.65			
REVENUE PROJECTIONS	5,271,025.00	5,271,025.00	5,242,375.00			
APPROPRIATION	3,622,264.00	3,656,924.77	4,099,364.00			
RECEIPTS		263,455.62	247,930.97	2,696,386.28	2,464,060.25	232,326.03
EXPENDITURES		447,986.71	379,310.00	2,893,311.26	3,106,589.76	(213,278.50)
AVAILABLE FOR APPROPRIATION		1,086,997.73	618,773.50			
CO. ADULT JAIL FUND-1813						
BALANCE	13,471.21	7.24	2.62			
REVENUE PROJECTIONS	4,118,309.58	4,102,700.00	4,214,500.00			
APPROPRIATION	3,971,000.00	3,986,609.58	3,971,000.00			
RECEIPTS		318,744.89	336,715.58	2,583,879.72	2,411,178.80	172,700.92
EXPENDITURES		318,739.35	338,819.25	2,597,343.69	2,435,333.30	162,010.39
AVAILABLE FOR APPROPRIATION		-280,130.96	243500.00			
DISTRICT COURT FUND-1819						
BALANCE	0.01	6367.07	0.00			
REVENUE PROJECTIONS	486,668.00	486,668.00	486,668.00			
APPROPRIATION	486,668.00	486,668.00	486,668.00			
RECEIPTS		11.95	32,458.54	311,874.60	306,345.58	5,529.02
EXPENDITURES		30,956.35	32,458.54	305,507.54	306,345.67	(838.13)
AVAILABLE FOR APPROPRIATION		0.00	0.00			
JUVENILE JUSTICE FUND-1803						
BALANCE	67,278.84	23,141.87	8,807.31			
REVENUE PROJECTIONS	1,556,102.32	1,556,100.00	1,619,250.00			
APPROPRIATION	1,550,000.00	1,550,002.32	1,550,000.00			
RECEIPTS		125,160.23	138,598.08	1,132,727.09	1,201,657.05	(68,929.96)
EXPENDITURES		131,764.27	145,447.53	1,176,864.06	1,210,549.32	(33,685.26)
AVAILABLE FOR APPROPRIATION		-149,510.23	0.00			
DETENTION FACILITIES M & O FUND-3017						
BALANCE	1,232,203.42	1,075,585.43	1,432,679.43			
REVENUE PROJECTIONS	2,636,000.00	2,636,000.00	3,955,330.95			
APPROPRIATION			2,416,000.00			
RECEIPTS		198,480.55	194,927.06	1,576,092.69	1,594,589.74	(18,497.05)
EXPENDITURES		222,261.30	295,411.39	1,732,710.68	1,518,241.31	214,469.37
AVAILABLE FOR APPROPRIATION			337491.50			
PUBLIC SAFETY SALES TAX FUND-1805						
BALANCE	464,273.77	432,883.93	215,596.15			
REVENUE PROJECTIONS	2,730,500.00	2,730,500.00	2,628,000.00			
APPROPRIATION	1,828,340.52	1,828,340.52	2,245,340.52			
RECEIPTS		204,211.88	199,912.44	1,624,479.82	1,633,673.02	(9,193.20)
EXPENDITURES		170,759.83	193,430.32	1,655,869.66	1,727,630.55	(71,760.89)
AVAILABLE FOR APPROPRIATION		629,109.48	82000.00			
INTEREST EARNED-6011						
		3,559.03	3,837.19	25,579.13	30,824.18	(5,245.05)

Bank Ledger

Jefferson County Treasurer

Bank Name	Account Num	Last Transactio...	Balance (8/31/2017)
5001 - Simmons Bank	5001	9/5/2017	2,434,319.60
5003 - Relyance Bank	5003	8/31/2017	2,790,000.84
5005 - SFNB Federal Grants Account	5005	9/1/2017	142,945.12
5021 - SFNB Check/Warrant Account	5021	9/5/2017	0.00
5075 - SFNB T-Note; 2/26/2021 @1.125	5075	1/1/2017	500,000.00
5076 - SFNB T-Note; 3/30/21@ 1.00	5076	1/1/2017	500,000.00
5077 - SFNB T-Note; 3/30/21@ 1.125	5077	1/1/2017	500,000.00
5078 - SFNB T-Note; 4/28/21 @1.125	5078	1/1/2017	500,000.00
5079 - SFNB T-Note; 4/28/23 1.25 Step	5079	5/18/2017	450,000.00
5067 - SFNB T-Note; 7/26/24 @1.500	5067	1/1/2017	500,000.00
			Tot : \$8,317,265.56

General Ledger Balances by Fund -- Month 8 (FY2017)

Parameters:		Date Range:		8/1/2017-8/31/2017		Selected Funds:		131		Summary				
Fund - Revenue Code		Beginning Balance	Cash Receipts	Void Checks	Transfer In	Tax Transfer In	Com Earned	Receipts	Warrants Paid	Transfer Out	Tax Transfer Out	Com Charged	Other Checks	Ending Balance
1000 * County General Fund		344,844.84	383,439.58	1,262.61	31,414.64	140,951.02	0.00	(49,916.61)	(658,458.61)	(54,887.70)	0.00	(4,263.80)	0.00	134,385.97
1801 Mtg Revenue Bond		13,615.44	0.00	0.00	0.00	0.00	0.00	0.00	0.00	0.00	0.00	0.00	0.00	13,615.44
1803 * Juvenile Justice Center		29,745.91	29,376.62	0.00	95,783.61	0.00	0.00	0.00	(131,333.90)	0.00	0.00	(430.37)	0.00	23,141.87
1804 * Solid Waste Contract Fund		0.00	0.00	0.00	101,516.95	0.00	0.00	0.00	(101,516.95)	0.00	0.00	0.00	0.00	0.00
1805 * Sales Tax/Public Safety Fund		399,431.88	204,009.34	0.00	202.54	0.00	0.00	0.00	(70,897.05)	(95,778.54)	0.00	(4,084.24)	0.00	432,883.93
1806 * Jeff Co Adult Jail Medical Fund		62,043.52	0.00	0.00	33.46	0.00	0.00	0.00	(869.39)	0.00	0.00	(0.67)	0.00	62,076.31
1808 * Environmental Enforcement Officer		2,883.66	0.00	0.00	1.33	0.00	0.00	0.00	(23,678.67)	0.00	0.00	(0.03)	0.00	2,015.57
1809 * FINS & Truancy Fund		97,232.07	0.00	600.00	47.60	0.00	0.00	0.00	(12,000.00)	0.00	0.00	(0.95)	0.00	74,200.05
1810 * Jury Fees Fund		12,994.28	0.00	0.00	1.79	0.00	0.00	0.00	(2,506.25)	0.00	0.00	(0.04)	0.00	996.03
1811 * Postage Fund		754.68	0.00	1,066.08	5,000.00	0.00	0.00	0.00	(21,510.13)	(101,516.95)	0.00	(2,632.88)	0.00	4,314.51
1812 * Solid Waste		117,651.80	131,527.09	0.00	116.62	0.00	0.00	0.00	(316,923.09)	0.00	0.00	(2,009.06)	0.00	123,635.55
1813 * Jeff. Co. Adult Jail Fund		1.70	100,445.81	192.80	218,299.08	0.00	0.00	0.00	0.00	0.00	0.00	0.00	0.00	7.24
1814 Jeff Co Emergency Reserve Fund		30,624.04	0.00	0.00	0.00	0.00	0.00	0.00	(962.74)	0.00	0.00	0.00	0.00	30,624.04
1815 * Jeff Co Hosp Insurance		7,123.51	1,107.73	0.00	3.88	0.00	0.00	0.00	0.00	0.00	0.00	0.00	0.00	7,272.30
1816 Stop-Loss Insurance		2,436.21	0.00	0.00	0.00	0.00	0.00	0.00	0.00	0.00	0.00	0.00	0.00	2,436.21
1817 * Jeff Co Workers Comp		26.62	0.00	0.00	23,348.79	0.00	0.00	0.00	(23,345.53)	0.00	0.00	0.00	0.00	29.81
1818 * Jeff Co Unemploy Insurance		120.22	0.00	0.00	0.06	0.00	0.00	0.00	0.00	0.00	0.00	0.00	0.00	120.28
1819 * District Court Fund		37,311.47	0.00	49.00	11.95	0.00	0.00	0.00	(31,005.11)	0.00	0.00	(0.24)	0.00	6,367.07
1900 ** Tri-Co Drug Task Force Grant Fund		57,828.04	4,246.24	0.00	0.00	0.00	0.00	0.00	(3,945.93)	0.00	0.00	0.00	0.00	58,128.35
1901 ** Fins & Truancy Grant Fund		32,530.22	0.00	0.00	0.00	0.00	0.00	0.00	(3,107.80)	0.00	0.00	0.00	0.00	29,422.42
2000 * County Road		989,913.87	224,422.33	2,065.78	544.67	38,486.62	0.00	0.00	(445,025.57)	0.00	0.00	(5,026.92)	0.00	805,392.78
3000 * Co. Treasurers Automation Fund		35,795.85	0.00	0.00	4,043.42	0.00	0.00	0.00	(397.94)	0.00	0.00	(0.41)	0.00	39,440.92
3001 * Collectors Auto Fund		118,508.74	0.00	0.00	63.79	0.00	0.00	0.00	(240.00)	0.00	0.00	(1.28)	0.00	118,331.25
3002 * Circuit Court Automation Fund		13,530.94	818.32	0.00	7.39	0.00	0.00	0.00	(1,067.98)	0.00	0.00	(16.52)	0.00	13,272.15
3004 Assessor's Amendment 79 Fund		50,016.01	0.00	0.00	26.41	0.00	0.00	0.00	0.00	(1,787.68)	0.00	0.00	0.00	48,254.21
3005 County Clerks Cost Fund		10,726.38	1,524.00	0.00	6.56	0.00	0.00	0.00	0.00	0.00	0.00	(30.61)	0.00	12,226.33
3006 *Recorders Cost Fund		87,555.95	25,012.00	0.00	50.55	0.00	0.00	0.00	(33,988.31)	0.00	0.00	(501.25)	0.00	78,128.94
3008 * Co Library		813,697.27	0.00	0.00	444.09	13,329.30	0.00	0.00	0.00	0.00	0.00	(275.48)	0.00	827,195.18
3012 Child Support Cost Fund		3,645.53	98.00	0.00	0.00	0.00	0.00	0.00	0.00	0.00	0.00	(1.96)	0.00	3,741.57

Jefferson County Treasurer

General Ledger Balances by Fund -- Month 8 (FY2017)

Fund - Revenue Code	Date Range: 8/1/2017-8/31/2017	Selected Funds: 131	Summary												
			Beginning Balance	Cash Receipts	Void Checks	Transfer In	Tax Transfer In	Com Earned	Void Receipts	Warrants Paid	Transfer Out	Tax Transfer Out	Com Charged	Other Checks	Ending Balance
3017 Detention Facilities M & O Fund			1,099,366.18	198,480.55	0.00	0.00	0.00	0.00	0.00	0.00	(218,291.69)	0.00	0.00	0.00	1,075,585.43
3019 * Boating Sfty & Enforcement			2,370.57	0.00	0.00	1.28	0.00	0.00	0.00	0.00	0.00	0.00	0.00	0.00	2,371.82
3020 * Emergency 9-1-1 Fund			8.97	33,858.05	0.00	2.52	0.00	0.00	0.00	0.00	(12,655.35)	0.00	0.00	0.00	2,47
3022 * Emergency Vehicle Fund			44,049.34	1,430.00	0.00	24.10	0.00	0.00	0.00	0.00	0.00	0.00	0.00	0.00	44,773.66
3025 * Pros Atty Victim Witness			127,605.94	3,877.42	0.00	5,772.40	4,986.00	0.00	0.00	0.00	0.00	0.00	0.00	0.00	137,852.15
3026 * Indigent Criminal Defense Fund			191,043.63	9,390.71	0.00	101.47	412.11	0.00	0.00	0.00	(5,699.82)	0.00	0.00	0.00	185,357.49
3027 District Court Cost			39,417.20	2,379.64	0.00	23.04	4,987.46	0.00	0.00	0.00	0.00	0.00	0.00	0.00	45,593.26
3028 * Adult Drug Ct Fund			41,746.33	24.90	0.00	22.52	0.00	0.00	0.00	0.00	0.00	0.00	0.00	0.00	41,792.80
3031 Circuit Ct Juve Div/Juve Pro Fee Fund			1,956.93	4,239.00	0.00	3.22	0.00	0.00	0.00	0.00	0.00	0.00	0.00	0.00	6,114.31
3032 Juvenile Ct Representation			4,904.60	0.00	0.00	0.00	0.00	0.00	0.00	0.00	0.00	0.00	0.00	0.00	4,904.60
3036 * Recycling Fund			11,467.02	62,462.89	0.00	25.88	0.00	0.00	0.00	0.00	0.00	0.00	0.00	0.00	73,955.79
3039 Circuit Clerk Commission Fund			8,852.26	80.80	0.00	4.81	0.00	0.00	0.00	0.00	0.00	0.00	0.00	0.00	8,936.15
3042 Assessor's Late Assessment Fee Fund			0.00	0.00	0.00	0.00	201.37	0.00	0.00	0.00	0.00	0.00	0.00	0.00	201.37
3401 * Juvenile Justice Education			385,188.01	47,886.05	0.00	0.00	0.00	0.00	0.00	0.00	(36,646.74)	0.00	0.00	0.00	421,627.32
3402 * Reserve Fund-Rural Fire Protection			60,010.00	0.00	0.00	0.00	0.00	0.00	0.00	0.00	0.00	0.00	0.00	0.00	60,010.00
3403 * MECA (Metro Emer Comm Assn)			160,346.37	65,534.30	0.00	70,812.21	0.00	0.00	0.00	0.00	0.00	0.00	0.00	0.00	296,692.88
3404 9-1-1 Emergency Sys Reserve			209,579.19	0.00	0.00	113.02	0.00	0.00	0.00	0.00	0.00	0.00	0.00	0.00	209,692.21
3405 9-1-1 CMRS Fund			25,463.86	118,040.10	0.00	57.39	0.00	0.00	0.00	0.00	0.00	0.00	0.00	0.00	143,561.35
3409 Jail Operation Fund			73,402.82	21,054.46	0.00	44.65	151.30	0.00	0.00	0.00	(35,550.00)	0.00	0.00	0.00	108,948.63
3410 Judicial Enhancement			1,177.01	0.00	0.00	0.63	0.00	0.00	0.00	0.00	0.00	0.00	0.00	0.00	1,177.63
3411 * Economic Development Sales Tax			0.00	297,720.82	0.00	0.00	0.00	0.00	0.00	0.00	0.00	0.00	0.00	0.00	297,720.82
3412 1st Div Crt Ct Jury Assess Fee			0.00	0.00	0.00	0.00	0.00	0.00	0.00	0.00	0.00	0.00	0.00	0.00	0.00
3414 Waste Tire Fclty Closure Cost Fund			3,740.00	0.00	0.00	0.00	0.00	0.00	0.00	0.00	0.00	0.00	0.00	0.00	3,740.00
3501 * Courthouse Sec Fund			0.00	0.00	0.00	0.00	0.00	0.00	0.00	0.00	0.00	0.00	0.00	0.00	0.00
3502 * Victims Of Crime Fund			12,087.75	8,501.18	0.00	0.00	0.00	0.00	0.00	0.00	0.00	0.00	0.00	0.00	20,588.93
3505 ** JC Drug Ct Accountability Grnt Fund			57,156.92	0.00	0.00	0.00	0.00	0.00	0.00	0.00	0.00	0.00	0.00	0.00	57,156.92
3506 ** Fire Prevention & Safety Fund			0.68	0.00	0.00	0.00	0.00	0.00	0.00	0.00	0.00	0.00	0.00	0.00	0.68
3508 * Organized Crime Enf (Old LLEBG)			62,250.10	0.00	0.00	0.00	0.00	0.00	0.00	0.00	0.00	0.00	0.00	0.00	62,250.10
3509 * Justice Equitable Sharing Program Grant			192,343.77	0.00	0.00	0.00	0.00	0.00	0.00	0.00	0.00	0.00	0.00	0.00	192,343.77

Jefferson County Treasurer

General Ledger Balances by Fund -- Month 8 (FY2017)

Fund - Revenue Code	Parameters: Date Range: 8/1/2017-8/31/2017		Selected Funds: 131		Summary		Beginning Balance	Cash Receipts	Void Checks	Transfer In	Tax Transfer In	Com Earned	Void Receipts	Warrants Paid	Transfer Out	Tax Transfer Out	Com Charged	Other Checks	Ending Balance
	Transfer In	Tax Transfer In	Com Earned	Void Receipts	Warrants Paid	Transfer Out													
3510 * Recycling Res Recovery Grant Fund	74,717.05	0.00	0.00	0.00	0.00	0.00	0.00	0.00	0.00	0.00	0.00	0.00	0.00	(25,199.48)	0.00	0.00	0.00	0.00	49,517.58
3512 *E-Waste Grant Fund	0.00	0.00	0.00	0.00	0.00	0.00	0.00	0.00	0.00	0.00	0.00	0.00	0.00	0.00	0.00	0.00	0.00	0.00	0.00
4800 * Jeff Co Construction	46,396.84	0.00	0.00	0.00	0.00	0.00	0.00	0.00	0.00	0.00	0.00	0.00	0.00	0.00	0.00	0.00	0.00	0.00	46,396.84
4801 * Jeff Co Courthouse Bldg	516.02	0.00	0.00	0.00	0.00	0.00	0.00	0.00	0.00	0.00	0.00	0.00	0.00	0.00	0.00	0.00	0.00	0.00	516.02
5800 Co Library - Capt Imp	37,964.05	0.00	0.00	0.00	0.00	0.00	0.00	0.00	0.00	0.00	0.00	0.00	0.00	0.00	0.00	0.00	0.00	0.00	37,964.05
6000 Treasurer's Commission	0.00	217,065.81	0.00	0.00	0.00	29,428.13	217,065.81	0.00	0.00	0.00	0.00	0.00	0.00	0.00	0.00	0.00	0.00	0.00	40,151.38
6002 10% Holdback	1,448,657.49	0.00	0.00	0.00	0.00	803.64	1,448,657.49	0.00	0.00	0.00	0.00	0.00	0.00	0.00	0.00	0.00	0.00	0.00	1,448,657.49
6003 Property Tax Relief Fund	0.00	18,564.12	0.00	0.00	0.00	0.00	18,564.12	0.00	0.00	0.00	0.00	0.00	0.00	0.00	0.00	0.00	0.00	0.00	18,564.12
6004 Delinquent Personal Tax	0.00	0.00	0.00	0.00	0.00	0.00	0.00	0.00	0.00	0.00	0.00	0.00	0.00	0.00	0.00	0.00	0.00	0.00	0.00
6005 Delinquent Real Estate Tax	0.00	0.00	0.00	0.00	0.00	0.00	0.00	0.00	0.00	0.00	0.00	0.00	0.00	0.00	0.00	0.00	0.00	0.00	0.00
6007 State Land Redemption	0.00	31,870.88	0.00	0.00	0.00	0.00	31,870.88	0.00	0.00	0.00	0.00	0.00	0.00	0.00	0.00	0.00	0.00	0.00	31,870.88
6009 * Law Library	50,021.91	10,594.15	0.00	0.00	0.00	28.54	63,644.60	0.00	0.00	0.00	0.00	0.00	0.00	0.00	0.00	0.00	0.00	0.00	74,616.50
6010 Jefferson Co. Admin Of Justice	0.00	27,741.12	0.00	0.00	0.00	0.00	27,741.12	0.00	0.00	0.00	0.00	0.00	0.00	0.00	0.00	0.00	0.00	0.00	27,741.12
6011 Interest Earned	0.00	3,558.03	0.00	0.00	0.00	0.00	3,558.03	0.00	0.00	0.00	0.00	0.00	0.00	0.00	0.00	0.00	0.00	0.00	3,558.03
6013 Common School - Unapportioned	0.00	927.28	0.00	0.00	0.00	0.00	927.28	0.00	0.00	0.00	0.00	0.00	0.00	0.00	0.00	0.00	0.00	0.00	927.28
6016 County Fire Protection Premium Tax Fund	0.00	13,551.91	0.00	0.00	0.00	0.00	13,551.91	0.00	0.00	0.00	0.00	0.00	0.00	0.00	0.00	0.00	0.00	0.00	13,551.91
6017 Co Sheriff's Office Fund	0.00	0.00	0.00	0.00	0.00	0.00	0.00	0.00	0.00	0.00	0.00	0.00	0.00	0.00	0.00	0.00	0.00	0.00	0.00
6400 Advance Tax Collector	400,000.00	1,397,604.70	0.00	0.00	0.00	0.00	1,797,604.70	0.00	0.00	0.00	0.00	0.00	0.00	0.00	0.00	0.00	0.00	0.00	1,797,604.70
6407 Delinquent Lot Clearance	0.00	0.00	0.00	0.00	0.00	0.00	0.00	0.00	0.00	0.00	0.00	0.00	0.00	0.00	0.00	0.00	0.00	0.00	0.00
6408 Delinquent Utility Tax	0.00	0.00	0.00	0.00	0.00	0.00	0.00	0.00	0.00	0.00	0.00	0.00	0.00	0.00	0.00	0.00	0.00	0.00	0.00
6409 Delinquent Improvement Tax	0.00	0.00	0.00	0.00	0.00	0.00	0.00	0.00	0.00	0.00	0.00	0.00	0.00	0.00	0.00	0.00	0.00	0.00	0.00
6410 Tax Protest Fund	0.00	0.00	0.00	0.00	0.00	0.00	0.00	0.00	0.00	0.00	0.00	0.00	0.00	0.00	0.00	0.00	0.00	0.00	0.00
6600 Pine Bluff - General	5.58	1,346.71	0.00	0.00	0.00	6.07	1,352.29	0.00	0.00	0.00	0.00	0.00	0.00	0.00	0.00	0.00	0.00	0.00	1,357.87
6601 Pine Bluff - Road	1.66	404.01	0.00	0.00	0.00	1.81	405.67	0.00	0.00	0.00	0.00	0.00	0.00	0.00	0.00	0.00	0.00	0.00	407.33
6602 Pine Bluff - Library	1.77	430.95	0.00	0.00	0.00	1.93	432.72	0.00	0.00	0.00	0.00	0.00	0.00	0.00	0.00	0.00	0.00	0.00	434.48
6603 Pine Bluff - Policemen	1.11	269.34	0.00	0.00	0.00	1.19	270.45	0.00	0.00	0.00	0.00	0.00	0.00	0.00	0.00	0.00	0.00	0.00	271.56
6604 Pine Bluff - Firemen	1.11	269.34	0.00	0.00	0.00	1.19	270.45	0.00	0.00	0.00	0.00	0.00	0.00	0.00	0.00	0.00	0.00	0.00	271.56
6605 Pine Bluff - Bonds	0.00	0.00	0.00	0.00	0.00	0.00	0.00	0.00	0.00	0.00	0.00	0.00	0.00	0.00	0.00	0.00	0.00	0.00	0.00
6606 Pine Bluff - Capt Imp	0.00	0.00	0.00	0.00	0.00	0.00	0.00	0.00	0.00	0.00	0.00	0.00	0.00	0.00	0.00	0.00	0.00	0.00	0.00

Jefferson County Treasurer

General Ledger Balances by Fund -- Month 8 (FY2017)

Fund - Revenue Code	Date Range: 8/1/2017-8/31/2017		Selected Funds: 131		Summary		Beginning Balance	Cash Receipts	Void Checks	Transfer In	Tax Transfer In	Com Earned	Receipts	Warrants Paid	Transfer Out	Tax Transfer Out	Com Charged	Other Checks	Ending Balance
	In	Out	In	Out	In	Out													
6610 Altheimer - General	0.09		0.10	799.95	0.00	0.00	0.00	0.00	0.00	0.00	0.00	0.00	0.00	0.00	0.00	0.00	(2.00)	(798.05)	0.10
6611 Altheimer - Road	0.03		0.03	240.00	0.00	0.00	0.00	0.00	0.00	0.00	0.00	0.00	0.00	0.00	0.00	0.00	(0.60)	(239.43)	0.03
6620 Humphrey - General	0.02		0.04	339.38	0.00	0.00	0.00	0.00	0.00	0.00	0.00	0.00	0.00	0.00	0.00	0.00	(0.85)	(338.55)	0.04
6630 Redfield - General	0.28		0.31	2,406.45	0.00	0.00	0.00	0.00	0.00	0.00	0.00	0.00	0.00	0.00	0.00	0.00	(6.02)	(2,400.71)	0.31
6631 Redfield - Road	0.08		0.09	721.93	0.00	0.00	0.00	0.00	0.00	0.00	0.00	0.00	0.00	0.00	0.00	0.00	(1.81)	(720.20)	0.09
6640 Sherrill - General	0.01		0.01	94.90	0.00	0.00	0.00	0.00	0.00	0.00	0.00	0.00	0.00	0.00	0.00	0.00	(0.24)	(94.67)	0.01
6650 Wabbaseka - General	0.02		0.04	301.79	0.00	0.00	0.00	0.00	0.00	0.00	0.00	0.00	0.00	0.00	0.00	0.00	(0.75)	(301.06)	0.04
6660 White Hall - General	0.90		1.30	10,180.08	0.00	0.00	0.00	0.00	0.00	0.00	0.00	0.00	0.00	0.00	0.00	0.00	(25.45)	(10,155.53)	1.30
6661 White Hall - Road	0.27		0.39	3,054.01	0.00	0.00	0.00	0.00	0.00	0.00	0.00	0.00	0.00	0.00	0.00	0.00	(7.63)	(3,046.65)	0.39
6700 Pine Bluff SD 3	42.84		39.82	303,295.02	0.00	0.00	0.00	0.00	0.00	0.00	0.00	0.00	0.00	0.00	0.00	0.00	(786.43)	(313,784.06)	39.72
6710 Doliway SD 2	16.21		12.28	96,109.56	0.00	0.00	0.00	0.00	0.00	0.00	0.00	0.00	0.00	0.00	0.00	0.00	(240.29)	(95,885.51)	12.25
6720 Altheimer Unified SD 22	0.00		0.03	215.44	0.00	0.00	0.00	0.00	0.00	0.00	0.00	0.00	0.00	0.00	0.00	0.00	(0.55)	(214.89)	0.03
6730 Watson Chapel SD 24	13.26		18.29	149,093.22	0.00	0.00	0.00	0.00	0.00	0.00	0.00	0.00	0.00	0.00	0.00	0.00	(372.79)	(148,733.74)	18.24
6740 White Hall SD 27	70.24		23.08	184,092.43	0.00	0.00	0.00	0.00	0.00	0.00	0.00	0.00	0.00	0.00	0.00	0.00	(460.30)	(183,702.43)	23.02
6750 Humphrey-DeWitt SD	0.85		0.46	3,822.06	0.00	0.00	0.00	0.00	0.00	0.00	0.00	0.00	0.00	0.00	0.00	0.00	(9.56)	(3,813.35)	0.46
6760 Arkansas Co SD 1	0.00		0.00	0.00	0.00	0.00	0.00	0.00	0.00	0.00	0.00	0.00	0.00	0.00	0.00	0.00	0.00	0.00	0.00
6800 Cousart Bayou	0.13		0.02	133.97	0.00	0.00	0.00	0.00	0.00	0.00	0.00	0.00	0.00	0.00	0.00	0.00	(0.17)	(133.93)	0.02
6801 Drainage District #4	0.02		0.00	0.00	0.00	0.00	0.00	0.00	0.00	0.00	0.00	0.00	0.00	0.00	0.00	0.00	0.00	0.00	0.00
6802 Drainage District #7	0.00		0.00	0.00	0.00	0.00	0.00	0.00	0.00	0.00	0.00	0.00	0.00	0.00	0.00	0.00	0.00	0.00	0.00
6803 Farrelly Lake Levee Dst	0.51		0.00	22.14	0.00	0.00	0.00	0.00	0.00	0.00	0.00	0.00	0.00	0.00	0.00	0.00	(0.03)	(22.11)	0.00
6804 Five Forks Drainage Dst	0.01		0.00	28.30	0.00	0.00	0.00	0.00	0.00	0.00	0.00	0.00	0.00	0.00	0.00	0.00	(0.04)	(28.77)	0.00
6805 Flat Bayou Drainage Dst	0.00		0.00	0.00	0.00	0.00	0.00	0.00	0.00	0.00	0.00	0.00	0.00	0.00	0.00	0.00	0.00	0.00	0.00
6806 Frenchtown-Auburn Levee	0.08		0.01	62.39	0.00	0.00	0.00	0.00	0.00	0.00	0.00	0.00	0.00	0.00	0.00	0.00	(0.08)	(62.31)	0.01
6807 Grady-Gould Watershed	0.00		0.03	166.50	0.00	0.00	0.00	0.00	0.00	0.00	0.00	0.00	0.00	0.00	0.00	0.00	(0.18)	(140.78)	0.02
6808 Harding Drainage Imp Dst	0.03		0.11	729.47	0.00	0.00	0.00	0.00	0.00	0.00	0.00	0.00	0.00	0.00	0.00	0.00	(0.21)	(165.29)	0.03
6810 Levee District #3	0.00		0.00	0.00	0.00	0.00	0.00	0.00	0.00	0.00	0.00	0.00	0.00	0.00	0.00	0.00	0.00	0.00	0.00
6811 New Gascony Levee Dst	0.01		0.00	5.35	0.00	0.00	0.00	0.00	0.00	0.00	0.00	0.00	0.00	0.00	0.00	0.00	(0.01)	0.00	0.00
6812 Pinewood Sewer Imp Dst	0.03		0.07	470.92	0.00	0.00	0.00	0.00	0.00	0.00	0.00	0.00	0.00	0.00	0.00	0.00	(0.59)	(470.36)	0.07
6813 Plum Bayou Levee Dst	0.12		0.19	1,190.35	0.00	0.00	0.00	0.00	0.00	0.00	0.00	0.00	0.00	0.00	0.00	0.00	(1.49)	(1,188.98)	0.19


Jefferson County Treasurer

General Ledger Balances by Fund -- Month 8 (FY2017)

Parameters: Date Range: 8/1/2017-8/31/2017 Selected Funds: 131 Summary

Fund - Revenue Code	Beginning Balance	Cash Receipts	Void Checks	Transfer In	Tax Transfer In	Com Earned	Receipts	Warrants Paid	Transfer Out	Tax Transfer Out	Com Charged	Other Checks	Ending Balance
6814 Plum Bayou Irrigation Dst	0.03	0.00	0.00	0.12	785.92	0.00	0.00	0.00	0.00	0.00	(0.98)	(784.97)	0.12
6815 Salt Bayou Drainage Dst	0.00	0.00	0.00	0.00	1.40	0.00	0.00	0.00	0.00	0.00	0.00	0.00	1.40
6817 Sub Dst 1 - Bradley Slough	0.00	0.00	0.00	0.04	276.29	0.00	0.00	0.00	0.00	0.00	(0.35)	(275.94)	0.04
6818 Suburbia Sewer Imp #11	15,642.05	0.00	0.00	8.50	155.02	0.00	0.00	0.00	0.00	0.00	(0.20)	0.00	15,805.37
6819 Timber Tax	0.05	0.00	0.00	0.06	406.98	0.00	0.00	0.00	0.00	0.00	(0.51)	(406.52)	0.06
6820 Waterloo Drainage Dst	0.01	0.00	0.00	0.01	81.02	0.00	0.00	0.00	0.00	0.00	(0.10)	(80.93)	0.01
6821 Bayou Meto Water Mgmt Imp Dist	0.00	0.00	0.00	0.04	285.96	0.00	0.00	0.00	0.00	0.00	(0.36)	(285.60)	0.04
6822 Country Estates POI Dist	0.00	0.00	0.00	0.00	0.00	0.00	0.00	0.00	0.00	0.00	0.00	0.00	0.00
6823 Sewer Improvement Dst #39	0.87	0.00	0.00	0.00	0.00	0.00	0.00	0.00	0.00	0.00	0.00	0.00	0.87
6824 Village At Redfield Project	0.08	0.00	0.00	0.05	332.99	0.00	0.00	0.00	0.00	0.00	(0.42)	(332.65)	0.05
6825 Long Lake Drn Dst	0.72	0.00	0.00	0.00	0.00	0.00	0.00	0.00	0.00	0.00	0.00	0.00	0.72
6826 Linwood Moscow FD Residential	0.00	0.00	0.00	0.00	140.00	0.00	0.00	0.00	0.00	0.00	(0.18)	(139.82)	0.00
6827 Linwood Moscow FD Commercial	0.00	0.00	0.00	0.00	0.00	0.00	0.00	0.00	0.00	0.00	0.00	0.00	0.00
6828 Southeast FD Residential	0.00	0.00	0.00	0.00	480.00	0.00	0.00	0.00	0.00	0.00	(0.62)	(479.38)	0.00
6829 Southeast FD Commercial	0.00	0.00	0.00	0.00	0.00	0.00	0.00	0.00	0.00	0.00	0.00	0.00	0.00
Totals for All Funds	8,262,202.55	\$4,186,415.26	\$5,236.27	\$559,154.90	\$1,752,509.41	\$29,428.13	(\$311,680.89)	(\$2,917,070.07)	(\$559,154.90)	(\$1,752,509.41)	(\$29,428.13)	(\$907,837.56)	8,317,265.56

Jefferson County Treasurer



Vonysha Goodwin

Jefferson County Treasurer

TREASURER'S CERTIFICATION

I, Vonysha Goodwin, Treasurer of Jefferson County, Arkansas, do hereby certify that the following report is true and correct to the best of my knowledge and belief.

Vonysha Goodwin, Subscribed and sworn to before me
this the *2nd* day of *October*, 2017.

101 West Barraque – P.O. Box 6645 – Pine Bluff, AR – 71611

PHONE: 870-541-5302 – **FAX:** 870-541-5303

E-MAIL: jeffersontrevgoodw@sbcglobal.net

**JEFFERSON COUNTY
TREASURER'S REPORT
Financial Highlights
September, 2017**

** NEW COLUMN

	1/1/2017	9/30/2017	9/30/2016	2017	2016	DIFF(-)+ AT A GLANCE
ALL FUNDS COMBINED						
BALANCE	8,017,387.13	13,082,041.50	12,508,519.80			
RECEIPTS		8,653,732.00	8,639,854.35	56,188,661.34	54,216,209.81	1,972,451.53
EXPENDITURES		3,888,956.06	4,445,381.22	51,124,006.97	50,043,425.12	1,080,581.85
CO. GENERAL FUND-1000						
BALANCE	1,879,119.56	219,021.09	365,957.33			
REVENUE PROJECTIONS	9,760,050.00	9,760,050.00	10,561,031.00			
APPROPRIATION	8,687,626.27	8,887,323.44	9,375,309.61			
RECEIPTS		742,044.02	228,755.45	5,174,695.30	4,814,696.15	359,999.15
EXPENDITURES		657,408.90	695,426.00	6,834,793.77	6,733,735.30	101,058.47
AVAILABLE FOR APPROPRIATION		-103,278.44	129,618.29			
CO. ROAD FUND-2000						
BALANCE	1,002,307.73	879,972.17	539,002.98			
REVENUE PROJECTIONS	5,271,025.00	5,271,025.00	5,242,375.00			
APPROPRIATION	3,622,264.00	3,656,924.77	4,312,115.00			
RECEIPTS		265,744.27	275,256.76	2,962,130.55	2,739,317.01	222,813.54
EXPENDITURES		191,154.88	290,441.43	3,084,466.14	3,397,031.19	(312,565.05)
AVAILABLE FOR APPROPRIATION		1,086,997.73	406,022.50			
CO. ADULT JAIL FUND-1813						
BALANCE	13,471.21	3.04	0.05			
REVENUE PROJECTIONS	4,118,309.58	4,102,700.00	4,214,500.00			
APPROPRIATION	3,971,000.00	3,986,609.58	4,325,150.00			
RECEIPTS		329,074.11	229,465.88	2,912,953.83	2,640,644.68	272,309.15
EXPENDITURES		329,078.31	229,468.85	2,926,422.00	2,664,801.75	261,620.25
AVAILABLE FOR APPROPRIATION		-280,130.96	243500.00			
DISTRICT COURT FUND-1819						
BALANCE	0.01	29077.60	0.00			
REVENUE PROJECTIONS	486,668.00	486,668.00	486,668.00			
APPROPRIATION	486,668.00	486,668.00	486,668.00			
RECEIPTS		52,965.74	29,298.91	364,840.34	335,644.49	29,195.85
EXPENDITURES		30,255.21	29,298.91	335,762.75	335,644.58	118.17
AVAILABLE FOR APPROPRIATION		0.00	0.00			
JUVENILE JUSTICE FUND-1803						
BALANCE	67,278.84	0.69	8.98			
REVENUE PROJECTIONS	1,556,102.32	1,556,100.00	1,619,250.00			
APPROPRIATION	1,550,000.00	1,550,002.32	1,550,000.00			
RECEIPTS		108,499.03	127,107.37	1,241,226.12	1,328,764.42	(87,538.30)
EXPENDITURES		131,640.21	135,905.70	1,308,504.27	1,346,455.01	(37,950.74)
AVAILABLE FOR APPROPRIATION		-149,510.23	0.00			
DETENTION FACILITIES M & O FUND-3017						
BALANCE	1,232,203.42	1,062,079.00	1,478,770.60			
REVENUE PROJECTIONS	2,636,000.00	2,636,000.00	3,955,330.95			
APPROPRIATION			2,416,000.00			
RECEIPTS		186,399.98	207,053.71	1,762,492.67	1,801,643.45	(39,150.78)
EXPENDITURES		199,906.41	160,962.54	1,932,617.09	1,679,203.85	253,413.24
AVAILABLE FOR APPROPRIATION			337491.50			
PUBLIC SAFETY SALES TAX FUND-1805						
BALANCE	464,273.77	386,884.49	249,881.96			
REVENUE PROJECTIONS	2,730,500.00	2,730,500.00	2,628,000.00			
APPROPRIATION	1,828,340.52	2,058,369.41	2,295,882.32			
RECEIPTS		191,644.41	211,673.89	1,816,124.23	1,840,035.72	(23,911.49)
EXPENDITURES		237,643.85	177,388.08	1,893,513.51	1,905,018.63	(11,505.12)
AVAILABLE FOR APPROPRIATION		399,080.59	82000.00			
INTEREST EARNED-6011						
		934.68	3,837.19	22,954.78	30,824.18	(7,869.40)

Bank Ledger

Jefferson County Treasurer

Bank Name	Account Num	Last Transactio...	Balance (9/29/2017)
5001 - Simmons Bank	5001	10/2/2017	7,206,748.03
5003 - Relyance Bank	5003	9/29/2017	2,790,344.81
5005 - SFNB Federal Grants Account	5005	9/29/2017	134,948.66
5021 - SFNB Check/Warrant Account	5021	10/2/2017	0.00
5075 - SFNB T-Note; 2/26/2021 @1.125	5075	1/1/2017	500,000.00
5076 - SFNB T-Note; 3/30/21@ 1.00	5076	1/1/2017	500,000.00
5077 - SFNB T-Note; 3/30/21@ 1.125	5077	1/1/2017	500,000.00
5078 - SFNB T-Note; 4/28/21 @1.125	5078	1/1/2017	500,000.00
5079 - SFNB T-Note; 4/28/23 1.25 Step	5079	5/18/2017	450,000.00
5067 - SFNB T-Note; 7/26/24 @1.500	5067	1/1/2017	500,000.00
			Tot : \$13,082,041.50

General Ledger Balances by Fund -- Month 9 (FY2017)

Parameters:		Date Range:		9/1/2017-9/30/2017		Selected Funds:		131		<input checked="" type="checkbox"/> Summary					
Fund - Revenue Code		Beginning Balance	Cash Receipts	Checks	Void Checks	Transfer In	Tax Transfer In	Com Earned	Void Receipts	Warrants Paid	Transfer Out	Tax Transfer Out	Com Charged	Other Checks	Ending Balance
1000 * County General Fund		134,385.97	100,414.01	1,341.90	0.00	57,788.08	584,130.16	0.00	(288.23)	(596,566.30)	(48,807.35)	0.00	(13,377.15)	0.00	219,021.09
1801 Mtg Revenue Bond		13,615.44	0.00	0.00	0.00	0.00	0.00	0.00	0.00	0.00	0.00	0.00	0.00	0.00	13,615.44
1803 * Juvenile Justice Center		23,141.87	1,594.00	0.00	0.00	106,905.03	0.00	0.00	0.00	(131,640.20)	0.00	0.00	(0.01)	0.00	0.69
1804 * Solid Waste Contract Fund		0.00	0.00	0.00	0.00	0.00	0.00	0.00	0.00	0.00	0.00	0.00	0.00	0.00	0.00
1805 * Sales Tax/Public Safety Fund		432,883.93	191,592.26	36.99	0.00	52.15	0.00	0.00	0.00	(73,981.85)	(159,866.10)	0.00	(3,832.89)	0.00	388,884.49
1806 * Jeff Co Adult Jail Medical Fund		62,076.31	0.00	0.00	0.00	9.10	0.00	0.00	0.00	0.00	0.00	0.00	(0.18)	0.00	62,085.23
1808 * Environmental Enforcement Officer		2,015.57	0.00	0.00	0.00	0.25	0.00	0.00	0.00	(815.53)	0.00	0.00	(0.01)	0.00	1,200.28
1809 * FINS & Truancy Fund		74,200.05	0.00	7.96	0.00	13,031.68	0.00	0.00	0.00	(10,498.32)	0.00	0.00	(0.23)	0.00	76,741.14
1810 * Jury Fees Fund		996.03	0.00	0.00	0.00	0.15	0.00	0.00	0.00	0.00	0.00	0.00	0.00	0.00	996.18
1811 * Postage Fund		4,314.51	0.00	0.00	0.00	0.00	0.00	0.00	0.00	0.00	0.00	0.00	0.00	0.00	4,314.51
1812 * Solid Waste		123,635.55	133,407.91	0.00	0.00	30.85	0.00	0.00	0.00	(21,404.19)	0.00	0.00	(2,517.86)	0.00	233,152.26
1813 * Jeff. Co. Adult Jail Fund		7.24	132,892.60	0.00	0.00	196,181.51	0.00	0.00	0.00	(313,400.48)	(13,020.20)	0.00	(2,557.63)	0.00	3.04
1814 Jeff Co Emergency Reserve Fund		30,624.04	0.00	0.00	0.00	0.00	0.00	0.00	0.00	0.00	0.00	0.00	0.00	0.00	30,624.04
1815 * Jeff Co Hosp Insurance		7,272.30	1,080.55	0.00	0.00	1.05	0.00	0.00	0.00	(1,077.86)	0.00	0.00	(0.02)	0.00	7,276.02
1816 Stop-Loss Insurance		2,436.21	0.00	0.00	0.00	0.00	0.00	0.00	0.00	0.00	0.00	0.00	0.00	0.00	2,436.21
1817 * Jeff Co Workers Comp		29.81	32,791.00	0.00	0.00	23,346.13	0.00	0.00	0.00	(23,345.53)	0.00	0.00	(0.01)	0.00	32,821.40
1818 * Jeff Co Unemploy Insurance		120.28	0.00	0.00	0.00	0.02	0.00	0.00	0.00	0.00	0.00	0.00	0.00	0.00	120.30
1819 * District Court Fund		6,367.07	0.00	31.79	0.00	52,965.74	0.00	0.00	0.00	(30,286.92)	0.00	0.00	(0.08)	0.00	29,077.60
1900 ** Tri-Co Drug Task Force Grant Fund		58,128.35	4,246.24	0.00	0.00	0.00	0.00	0.00	0.00	(3,879.62)	0.00	0.00	0.00	0.00	58,494.97
1901 ** Fins & Truancy Grant Fund		29,422.42	0.00	0.00	0.00	0.00	0.00	0.00	0.00	(6,569.16)	0.00	0.00	0.00	0.00	22,853.26
2000 * County Road		805,382.78	279,974.29	93.62	0.00	137.24	52,088.85	0.00	(66,457.11)	(185,933.62)	0.00	0.00	(5,314.88)	0.00	879,972.17
3000 * Co. Treasurers Automation Fund		39,440.92	0.00	0.00	0.00	2,948.79	0.00	0.00	0.00	(298.73)	0.00	0.00	(0.12)	0.00	42,090.86
3001 *Collectors Auto Fund		118,331.25	0.00	0.00	0.00	17.21	0.00	0.00	0.00	(1,172.73)	0.00	0.00	(0.34)	0.00	117,175.39
3002 * Circuit Court Automation Fund		13,272.15	915.43	0.00	0.00	1.99	0.00	0.00	0.00	(1,067.98)	0.00	0.00	(18.35)	0.00	13,103.24
3004 Assessor's Amendment 79 Fund		48,254.21	0.00	0.00	0.00	7.07	0.00	0.00	0.00	0.00	0.00	0.00	(0.14)	0.00	48,261.14
3005 County Clerks Cost Fund		12,226.33	1,719.19	0.00	0.00	1.99	0.00	0.00	0.00	0.00	0.00	0.00	(34.42)	0.00	13,913.09
3006 *Recorders Cost Fund		78,128.94	26,034.00	0.00	0.00	12.35	0.00	0.00	0.00	(39,090.44)	0.00	0.00	(520.93)	0.00	64,563.92
3008 * Co Library		827,195.18	1,235.40	0.00	0.00	123.29	18,868.91	0.00	0.00	0.00	0.00	0.00	(404.72)	0.00	847,018.06
3012 Child Support Cost Fund		3,741.57	82.00	0.00	0.00	0.00	0.00	0.00	0.00	0.00	0.00	0.00	(1.64)	0.00	3,821.93

Jefferson County Treasurer

General Ledger Balances by Fund -- Month 9 (FY2017)

Parameters: Date Range: 9/1/2017-9/30/2017 Selected Funds: 131 Summary

Fund - Revenue Code	Beginning Balance	Cash Receipts	Void Checks	Transfer In	Tax Transfer In	Com Earned	Void Receipts	Warrants Paid	Transfer Out	Tax Transfer Out	Com Charged	Other Checks	Ending Balance
3017 Detention Facilities M & O Fund	1,075,585.43	188,399.98	0.00	0.00	0.00	0.00	0.00	0.00	(196,178.41)	0.00	(3,728.00)	0.00	1,062,079.00
3019 * Boating Sfty & Enforcement	2,371.82	0.00	0.00	0.35	0.00	0.00	0.00	0.00	0.00	0.00	(0.01)	0.00	2,372.16
3020 * Emergency 9-1-1 Fund	2.47	11,249.90	0.00	0.18	0.00	0.00	0.00	0.00	(11,027.36)	0.00	(225.01)	0.00	0.18
3022 * Emergency Vehicle Fund	44,773.66	2,665.00	0.00	6.88	0.00	0.00	0.00	0.00	0.00	0.00	(53.44)	0.00	47,392.10
3025 * Pros Atty Victim Witness	137,852.15	1,938.71	0.00	8,075.45	0.00	0.00	0.00	(1,261.81)	0.00	0.00	(39.19)	0.00	146,565.31
3026 * Indigent Criminal Defense Fund	186,357.49	4,368.73	0.00	693.38	0.00	0.00	0.00	(4,313.82)	0.00	0.00	(87.95)	0.00	187,018.83
3027 District Court Cost	45,593.26	1,189.82	0.00	8,064.29	0.00	0.00	0.00	0.00	0.00	0.00	(23.95)	0.00	54,823.42
3028 * Adult Drug Ct Fund	41,792.80	84.90	0.00	6.11	0.00	0.00	0.00	(2,201.70)	0.00	0.00	(1.82)	0.00	39,680.29
3031 Circuit Ct Juve Div/Juve Pro Fee Fund	6,114.31	5,900.05	0.00	1.62	0.00	0.00	0.00	0.00	0.00	0.00	(118.03)	0.00	11,897.95
3032 Juvenile Ct Representation	4,904.60	0.00	0.00	0.00	0.00	0.00	0.00	0.00	0.00	0.00	0.00	0.00	4,904.60
3036 * Recycling Fund	51,473.46	63,217.36	0.00	9.11	0.00	0.00	0.00	(12,551.19)	0.00	0.00	(131.81)	0.00	122,016.93
3039 Circuit Clerk Commission Fund	8,936.15	174.69	0.00	1.33	0.00	0.00	0.00	0.00	0.00	0.00	(3.52)	0.00	9,108.65
3042 Assessor's Late Assessment Fee Fund	0.00	0.00	0.00	0.00	0.00	0.00	0.00	0.00	0.00	0.00	0.00	0.00	0.00
3401 * Juvenile Justice Education	396,624.66	0.00	18.99	55.81	0.00	0.00	0.00	(35,881.32)	0.00	0.00	(1.12)	0.00	360,817.02
3402 * Reserve Fund-Rural Fire Protection	60,010.00	0.00	0.00	0.00	0.00	0.00	0.00	0.00	0.00	0.00	0.00	0.00	60,010.00
3403 * MECA (Metro Emer Comm Assn)	200,247.28	66,278.45	0.00	69,123.12	0.00	0.00	0.00	(117,365.69)	0.00	0.00	(0.54)	0.00	218,282.62
3404 9-1-1 Emergency Sys Reserve	209,689.95	0.00	0.00	30.73	0.00	0.00	0.00	0.00	0.00	0.00	(0.61)	0.00	209,720.07
3405 9-1-1 CMRS Fund	105,649.40	108,576.75	0.00	16.70	0.00	0.00	0.00	(35,550.00)	0.00	0.00	(2,171.87)	0.00	176,520.98
3409 Jail Operation Fund	83,914.57	10,527.23	0.00	257.98	0.00	0.00	0.00	0.00	0.00	0.00	(210.81)	0.00	94,488.97
3410 Judicial Enhancement	1,177.63	0.00	0.00	0.17	0.00	0.00	0.00	0.00	0.00	0.00	0.00	0.00	1,177.80
3411 * Economic Development Sales Tax	0.00	279,599.96	0.00	0.00	0.00	0.00	0.00	(279,599.96)	0.00	0.00	0.00	0.00	0.00
3412 1st Div Crt Ct Jury Assess Fee	0.00	0.00	0.00	0.00	0.00	0.00	0.00	0.00	0.00	0.00	0.00	0.00	0.00
3414 Waste Tire Fcily Closure Cost Fund	3,740.00	0.00	0.00	0.00	0.00	0.00	0.00	0.00	0.00	0.00	0.00	0.00	3,740.00
3501 * Courthouse Sec Fund	0.00	0.00	0.00	0.00	0.00	0.00	0.00	0.00	0.00	0.00	0.00	0.00	0.00
3502 * Victims Of Crime Fund	10,715.71	6,575.52	962.74	0.00	0.00	0.00	0.00	(10,448.11)	0.00	0.00	0.00	0.00	7,805.86
3505 ** JC Drug Ct Accountability Grnt Fund	55,383.67	0.00	0.00	0.00	0.00	0.00	0.00	(1,793.92)	0.00	0.00	0.00	0.00	53,589.75
3506 ** Fire Prevention & Safety Fund	0.68	0.00	0.00	0.00	0.00	0.00	0.00	0.00	0.00	0.00	0.00	0.00	0.68
3508 * Organized Crime Enf (Old LLEBG)	62,250.10	6,369.92	0.00	0.00	0.00	0.00	0.00	0.00	0.00	0.00	0.00	0.00	68,620.02
3509 * Justice Equitable Sharing Program Grant	130,611.68	15,759.49	0.00	0.00	0.00	0.00	0.00	(1,497.60)	0.00	0.00	0.00	0.00	144,873.57

Jefferson County Treasurer

General Ledger Balances by Fund -- Month 9 (FY2017)

Fund - Revenue Code	Date Range: 9/1/2017-9/30/2017	Selected Funds: 131	Summary												
			Beginning Balance	Cash Receipts	Void Checks	Transfer In	Tax Transfer In	Com Earned	Void Receipts	Warrants Paid	Transfer Out	Tax Transfer Out	Com Charged	Other Checks	Ending Balance
3510 * Recycling Res Recovery Grant Fund			49,517.58	0.00	0.00	0.00	0.00	0.00	0.00	0.00	(15,849.36)	0.00	0.00	0.00	33,668.22
3512 *E-Waste Grant Fund			0.00	0.00	0.00	0.00	0.00	0.00	0.00	0.00	0.00	0.00	0.00	0.00	0.00
4800 * Jeff Co Construction			46,421.36	0.00	0.00	0.00	0.00	0.00	0.00	0.00	0.00	0.00	0.00	0.00	46,428.02
4801 * Jeff Co Courthouse Bldg			516.29	0.00	0.00	6.80	0.00	0.00	0.00	0.00	0.00	0.00	0.00	(0.14)	516.37
5800 Co Library - Capt Imp			40,151.38	0.00	0.00	0.08	0.00	3,216.36	0.00	0.00	0.00	0.00	0.00	0.00	43,303.38
6000 Treasurer's Commission			0.00	0.00	0.00	0.00	0.00	0.00	39,606.48	0.00	0.00	0.00	0.00	(64.36)	0.00
6002 10% Holdback			1,500,956.94	0.00	0.00	211.26	99,533.17	0.00	0.00	0.00	(39,606.48)	0.00	0.00	0.00	1,183,132.70
6003 Property Tax Relief Fund			0.00	18,912.45	0.00	0.00	0.00	0.00	0.00	0.00	0.00	0.00	0.00	(417,568.67)	0.00
6004 Delinquent Personal Tax			0.00	0.00	0.00	0.00	59,627.24	0.00	0.00	0.00	0.00	0.00	0.00	(18,912.45)	0.00
6005 Delinquent Real Estate Tax			0.00	0.00	0.00	0.00	24,981.45	0.00	0.00	0.00	0.00	0.00	0.00	(59,627.24)	0.00
6007 State Land Redemption			0.00	22,734.90	0.00	0.00	0.00	0.00	0.00	0.00	0.00	0.00	0.00	(24,981.45)	0.00
6009 * Law Library			50,422.81	5,491.40	0.00	1,029.60	0.00	0.00	0.00	0.00	(3,840.50)	0.00	0.00	(22,734.90)	0.00
6010 Jefferson Co. Admin Of Justice			0.00	43,209.92	0.00	0.00	0.00	0.00	0.00	0.00	0.00	0.00	0.00	(109.99)	52,993.32
6011 Interest Earned			0.00	934.68	0.00	0.00	0.00	0.00	0.00	0.00	(36,191.32)	0.00	0.00	(864.20)	0.00
6013 Common School - Unapportioned			927.28	0.00	0.00	0.00	0.00	0.00	0.00	0.00	(934.68)	0.00	0.00	0.00	0.00
6016 County Fire Protection Premium Tax Fund			0.00	34,538.07	0.00	0.00	0.00	0.00	0.00	0.00	(927.28)	0.00	0.00	0.00	0.00
6017 Co Sheriff's Office Fund			0.00	31,013.51	0.00	0.00	0.00	0.00	0.00	0.00	0.00	0.00	0.00	0.00	0.00
6400 Advance Tax Collector			735,000.00	6,174,149.54	0.00	0.00	999,585.11	0.00	0.00	0.00	0.00	0.00	0.00	(2,537,734.65)	5,371,000.00
6407 Delinquent Lot Clearance			0.00	0.00	0.00	0.00	23.43	0.00	0.00	0.00	0.00	0.00	0.00	(23.43)	0.00
6408 Delinquent Utility Tax			0.00	0.00	0.00	0.00	0.00	0.00	0.00	0.00	0.00	0.00	0.00	0.00	0.00
6409 Delinquent Improvement Tax			0.00	0.00	0.00	0.00	33.60	0.00	0.00	0.00	0.00	0.00	0.00	(33.60)	0.00
6410 Tax Protest Fund			0.00	0.00	0.00	0.00	0.00	0.00	0.00	0.00	0.00	0.00	0.00	0.00	0.00
6600 Pine Bluff - General			6.05	0.00	0.00	1.43	65,632.85	0.00	0.00	0.00	0.00	0.00	0.00	(164.09)	1.43
6601 Pine Bluff - Road			1.81	0.00	0.00	0.41	19,160.07	0.00	0.00	0.00	0.00	0.00	0.00	(47.91)	0.41
6602 Pine Bluff - Library			1.93	0.00	0.00	0.44	20,437.43	0.00	0.00	0.00	0.00	0.00	0.00	(51.10)	0.44
6603 Pine Bluff - Policemen			1.19	0.00	0.00	0.27	12,740.46	0.00	0.00	0.00	0.00	0.00	0.00	(31.85)	0.27
6604 Pine Bluff - Firemen			1.19	0.00	0.00	0.27	12,740.46	0.00	0.00	0.00	0.00	0.00	0.00	(31.85)	0.27
6605 Pine Bluff - Bonds			0.00	0.00	0.00	0.00	0.00	0.00	0.00	0.00	0.00	0.00	0.00	0.00	0.00
6606 Pine Bluff - Capt Imp			0.00	0.00	0.00	0.00	34,961.30	0.00	0.00	0.00	0.00	0.00	0.00	(87.40)	0.00

Jefferson County Treasurer

General Ledger Balances by Fund -- Month 9 (FY2017)

Parameters: Date Range: 9/1/2017-9/30/2017 Selected Funds: 131 Summary

Fund - Revenue Code	Beginning Balance	Cash Receipts	Void Checks	Transfer In	Tax Transfer In	Com Earned	Void Receipts	Warrants Paid	Transfer Out	Tax Transfer Out	Com Charged	Other Checks	Ending Balance
6610 Altheimer - General	0.10	0.00	0.00	0.04	1,578.34	0.00	0.00	0.00	0.00	0.00	(3.95)	(1,574.49)	0.04
6611 Altheimer - Road	0.03	0.00	0.00	0.01	473.51	0.00	0.00	0.00	0.00	0.00	(1.19)	(472.35)	0.01
6620 Humphrey - General	0.04	0.00	0.00	0.01	426.21	0.00	0.00	0.00	0.00	0.00	(1.07)	(425.16)	0.01
6630 Redfield - General	0.31	0.00	0.00	0.07	3,287.64	0.00	0.00	0.00	0.00	0.00	(8.24)	(3,279.71)	0.07
6631 Redfield - Road	0.09	0.00	0.00	0.02	986.30	0.00	0.00	0.00	0.00	0.00	(2.48)	(983.91)	0.02
6640 Sherrill - General	0.01	0.00	0.00	0.00	69.77	0.00	0.00	0.00	0.00	0.00	(0.17)	(69.61)	0.00
6650 Wabaseika - General	0.04	0.00	0.00	0.00	210.16	0.00	0.00	0.00	0.00	0.00	(0.53)	(209.67)	0.00
6660 White Hall - General	1.30	0.00	0.00	0.49	20,146.12	0.00	0.00	0.00	0.00	0.00	(50.41)	(20,097.01)	0.49
6661 White Hall - Road	0.39	0.00	0.00	0.15	6,043.84	0.00	0.00	0.00	0.00	0.00	(15.12)	(6,029.11)	0.15
6700 Pine Bluff SD 3	39.72	242,912.38	0.00	194.19	406,153.76	0.00	0.00	(242,912.38)	0.00	0.00	(1,015.39)	(405,363.57)	8.71
6710 Dollarway SD 2	12.25	111,440.98	0.00	96.24	123,411.13	0.00	0.00	(75,438.01)	0.00	0.00	(308.53)	(123,207.59)	36,006.47
6720 Altheimer Unified SD 22	0.03	163.62	0.00	556.38	267.67	0.00	0.00	(163.62)	0.00	0.00	(0.67)	(823.40)	0.01
6730 Watson Chapel SD 24	18.24	124,505.15	0.00	3.22	170,232.32	0.00	0.00	(124,505.15)	0.00	0.00	(425.58)	(169,824.99)	3.21
6740 White Hall SD 27	23.02	202,582.82	317,742.99	100.00	318,422.94	0.00	0.00	(202,582.82)	0.00	0.00	(796.07)	(635,485.62)	7.26
6750 Humphrey-DeWitt SD	0.46	9,031.58	0.00	0.36	13,761.93	0.00	0.00	(9,031.58)	0.00	0.00	(34.40)	(13,727.99)	0.36
6760 Arkansas Co SD 1	0.00	0.00	0.00	0.00	0.00	0.00	0.00	0.00	0.00	0.00	0.00	0.00	0.00
6800 Cousart Bayou	0.02	0.00	0.00	0.01	255.31	0.00	0.00	0.00	0.00	0.00	(0.32)	(255.01)	0.01
6801 Drainage District #4	0.02	0.00	0.00	0.00	0.00	0.00	0.00	0.00	0.00	0.00	0.00	0.00	0.02
6802 Drainage District #7	0.00	0.00	0.00	0.00	0.00	0.00	0.00	0.00	0.00	0.00	0.00	0.00	0.00
6803 Farrelly Lake Levee Dst	0.00	0.00	0.00	0.00	0.00	0.00	0.00	0.00	0.00	0.00	0.00	0.00	0.00
6804 Five Forks Drainage Dst	0.01	0.00	0.00	0.00	0.13	0.00	0.00	0.00	0.00	0.00	0.00	0.00	0.14
6805 Flat Bayou Drainage Dst	0.01	0.00	0.00	0.00	10.99	0.00	0.00	0.00	0.00	0.00	(0.01)	(10.99)	0.00
6806 Frenchtown-Auburn Levee	0.02	0.00	167.37	0.00	164.56	0.00	0.00	0.00	0.00	0.00	(0.21)	(331.74)	0.00
6807 Grady-Gould Watershed	0.03	0.00	0.00	0.00	30.99	0.00	0.00	0.00	0.00	0.00	(0.59)	(468.45)	0.01
6808 Harding Drainage Imp Dst	0.11	0.00	0.00	0.01	468.93	0.00	0.00	0.00	0.00	0.00	0.00	0.00	0.00
6810 Levee District #3	0.00	0.00	0.00	0.00	0.00	0.00	0.00	0.00	0.00	0.00	0.00	0.00	0.00
6811 New Gascony Levee Dst	5.35	0.00	0.00	0.00	0.00	0.00	0.00	0.00	0.00	0.00	0.00	0.00	5.35
6812 Pinewood Sewer Imp Dst	0.07	0.00	0.00	0.02	553.50	0.00	0.00	0.00	0.00	0.00	(0.69)	(552.88)	0.02
6813 Plum Bayou Levee Dst	0.19	0.00	0.00	0.05	1,591.91	0.00	0.00	0.00	0.00	0.00	(1.99)	(1,590.11)	0.05


Jefferson County Treasurer

General Ledger Balances by Fund -- Month 9 (FY2017)

Parameters: Date Range: 9/1/2017-9/30/2017 Selected Funds: 131 Summary

Fund - Revenue Code	Beginning Balance	Cash Receipts	Void Checks	Transfer In	Tax Transfer In	Com Earned	Receipts	Warrants Paid	Transfer Out	Tax Transfer Out	Com Charged	Other Checks	Ending Balance
6814 Plum Bayou Irrigation Dst	0.12	0.00	0.00	0.00	0.00	0.00	0.00	0.00	0.00	0.00	0.00	0.00	0.12
6815 Salt Bayou Drainage Dst	1.40	0.00	0.00	0.02	652.95	0.00	0.00	0.00	0.00	0.00	(0.82)	(653.53)	0.02
6817 Sub Dst 1 - Bradley Slough	0.04	0.00	0.00	0.01	235.67	0.00	0.00	0.00	0.00	0.00	(0.29)	(235.42)	0.01
6818 Suburbia Sewer Imp #11	15,805.37	0.00	0.00	2.32	0.00	0.00	0.00	0.00	0.00	0.00	0.00	0.00	15,807.69
6819 Timber Tax	0.06	0.00	0.00	0.03	881.76	0.00	0.00	0.00	0.00	0.00	(1.10)	(680.72)	0.03
6820 Waterloo Drainage Dst	0.01	0.00	0.00	0.00	69.85	0.00	0.00	0.00	0.00	0.00	(0.09)	(69.77)	0.00
6821 Bayou Meto Water Mgmt Imp Dist	0.04	0.00	0.00	0.04	1,506.50	0.00	0.00	0.00	0.00	0.00	(1.86)	(1,504.66)	0.04
6822 Country Estates POI Dist	0.00	0.00	0.00	0.00	0.00	0.00	0.00	0.00	0.00	0.00	0.00	0.00	0.00
6823 Sewer Improvement Dst #39	0.87	0.00	0.00	0.00	0.00	0.00	0.00	0.00	0.00	0.00	0.00	0.00	0.87
6824 Village At Redfield Project	0.05	0.00	0.00	0.05	1,549.85	0.00	0.00	0.00	0.00	0.00	(1.94)	(1,547.96)	0.05
6825 Long Lake Drn Dst	0.72	0.00	0.00	0.00	0.00	0.00	0.00	0.00	0.00	0.00	0.00	0.00	0.72
6826 Linwood Moscow FD Residential	0.00	0.00	0.00	0.00	140.00	0.00	0.00	0.00	0.00	0.00	(0.16)	(139.82)	0.00
6827 Linwood Moscow FD Commercial	0.00	0.00	0.00	0.00	0.00	0.00	0.00	0.00	0.00	0.00	0.00	0.00	0.00
6828 Southeast FD Residential	0.00	0.00	0.00	0.00	270.00	0.00	0.00	0.00	0.00	0.00	(0.35)	(269.65)	0.00
6829 Southeast FD Commercial	0.00	0.00	0.00	0.00	0.00	0.00	0.00	0.00	0.00	0.00	0.00	0.00	0.00
Totals for All Funds	8,317,265.56	\$8,720,477.34	\$320,404.35	\$542,109.18	\$3,081,616.39	\$39,606.48	\$66,745.34	(\$2,582,268.00)	(\$542,109.18)	(\$3,081,616.39)	(\$39,606.48)	(\$1,627,092.41)	13,082,041.50

Jefferson County Treasurer



Vonysha Goodwin

Jefferson County Treasurer

TREASURER'S CERTIFICATION

I, Vonysha Goodwin, Treasurer of Jefferson County, Arkansas, do hereby certify that the following report is true and correct to the best of my knowledge and belief.

Vonysha Goodwin, Subscribed and sworn to before me
this the *2nd* day of *November*, 2017.

**JEFFERSON COUNTY
TREASURER'S REPORT
Financial Highlights
October, 2017**

** NEW COLUMN

	1/1/2017	10/31/2017	10/31/2016	2017	2016	DIFF(-)+ AT A GLANCE
ALL FUNDS COMBINED						
BALANCE	8,017,387.13	25,879,607.93	23,800,857.50			
RECEIPTS		22,597,992.53	21,938,212.37	78,786,653.87	76,154,422.18	2,632,231.69
EXPENDITURES		9,800,426.10	10,645,874.67	60,924,433.07	60,689,299.79	235,133.28
CO. GENERAL FUND-1000						
BALANCE	1,879,119.56	214,049.51	485,769.99			
REVENUE PROJECTIONS	9,760,050.00	9,760,050.00	10,561,031.00			
APPROPRIATION	8,687,626.27	8,887,323.44	9,484,489.92			
RECEIPTS		758,747.59	864,542.54	5,933,442.89	6,251,243.73	(317,800.84)
EXPENDITURES		766,175.30	744,729.88	7,600,969.07	7,478,465.18	122,503.89
AVAILABLE FOR APPROPRIATION		-103,278.44	20,437.98			
CO. ROAD FUND-2000						
BALANCE	1,002,307.73	811,429.59	685,318.05			
REVENUE PROJECTIONS	5,271,025.00	5,271,025.00	5,242,375.00			
APPROPRIATION	3,622,264.00	3,656,924.77	4,712,114.00			
RECEIPTS		474,613.10	508,819.42	3,436,743.65	3,248,136.42	188,607.23
EXPENDITURES		543,155.68	362,504.35	3,627,621.82	3,759,535.54	(131,913.72)
AVAILABLE FOR APPROPRIATION		1,086,997.73	6,023.50			
CO. ADULT JAIL FUND-1813						
BALANCE	13,471.21	36.53	11.50			
REVENUE PROJECTIONS	4,118,309.58	4,102,700.00	4,214,500.00			
APPROPRIATION	3,971,000.00	3,986,609.58	4,325,150.00			
RECEIPTS		230,308.65	377,650.02	3,143,262.48	3,018,294.70	124,967.78
EXPENDITURES		230,275.16	377,638.57	3,156,697.16	3,042,440.32	114,256.84
AVAILABLE FOR APPROPRIATION		-280,130.96	243500.00			
DISTRICT COURT FUND-1819						
BALANCE	0.01	21.06	0.18			
REVENUE PROJECTIONS	486,668.00	486,668.00	486,668.00			
APPROPRIATION	486,668.00	486,668.00	486,668.00			
RECEIPTS		2,207.64	30,260.88	367,047.98	365,905.37	1,142.61
EXPENDITURES		31,264.18	30,260.70	367,026.93	365,905.28	1,121.65
AVAILABLE FOR APPROPRIATION		0.00	0.00			
JUVENILE JUSTICE FUND-1803						
BALANCE	67,278.84	23.27	203,277.96			
REVENUE PROJECTIONS	1,556,102.32	1,556,100.00	1,793,816.20			
APPROPRIATION	1,550,000.00	1,550,002.32	1,550,000.00			
RECEIPTS		133,830.36	349,810.67	1,375,056.48	1,678,575.09	(303,518.61)
EXPENDITURES		133,807.78	146,541.69	1,442,312.05	1,492,996.70	(50,684.65)
AVAILABLE FOR APPROPRIATION		-149,510.23	0.00			
DETENTION FACILITIES M & O FUND-3017						
BALANCE	1,232,203.42	1,166,878.05	1,149,468.86			
REVENUE PROJECTIONS	2,636,000.00	2,636,000.00	3,013,966.20			
APPROPRIATION			3,013,966.20			
RECEIPTS		196,645.31	184,017.21	1,959,137.98	1,985,660.66	(26,522.68)
EXPENDITURES		91,846.26	513,318.95	1,824,556.94	2,192,522.80	(367,965.86)
AVAILABLE FOR APPROPRIATION			0.00			
PUBLIC SAFETY SALES TAX FUND-1805						
BALANCE	464,273.77	474,706.68	314,729.24			
REVENUE PROJECTIONS	2,730,500.00	2,730,500.00	2,628,000.00			
APPROPRIATION	1,828,340.52	2,058,369.41	2,360,963.59			
RECEIPTS		205,003.39	254,513.46	2,021,127.62	2,094,552.18	(73,424.56)
EXPENDITURES		117,181.20	189,666.18	2,010,694.71	2,094,684.81	(83,990.10)
AVAILABLE FOR APPROPRIATION		399,080.59	4236.41			
INTEREST EARNED-6011						
		13,460.40	7,690.26	36,415.18	44,799.55	(8,384.37)

Bank Ledger

Jefferson County Treasurer

Bank Name	Account Num	Last Transactio...	Balance (10/31/2017)
5001 - Simmons Bank	5001	11/1/2017	11,751,916.22
5003 - Relyance Bank	5003	10/31/2017	11,046,927.49
5005 - SFNB Federal Grants Account	5005	11/1/2017	130,764.22
5021 - SFNB Check/Warrant Account	5021	11/1/2017	0.00
5075 - SFNB T-Note; 2/26/2021 @1.125	5075	1/1/2017	500,000.00
5076 SFNB T-Note; 3/30/21@ 1.00	5076	1/1/2017	500,000.00
5077 - SFNB T-Note; 3/30/21@ 1.125	5077	1/1/2017	500,000.00
5078 - SFNB T-Note; 4/28/21 @1.125	5078	1/1/2017	500,000.00
5079 - SFNB T-Note; 4/28/23 1.25 Step	5079	5/18/2017	450,000.00
5067 - SFNB T-Note; 7/26/24 @1.500	5067	1/1/2017	500,000.00
			Tot : \$25,879,607.93 ✓

General Ledger Balances by Fund -- Month 10 (FY2017)

Parameters: Date Range: 10/1/2017-10/31/2017 Selected Funds: 131 Summary

Fund - Revenue Code	Beginning Balance	Cash Receipts	Void Checks	Transfer In	Tax Transfer In	Com Earned	Void Receipts	Warrants Paid	Transfer Out	Tax Transfer Out	Com Charged	Other Checks	Ending Balance
1000 * County General Fund	221,477.22	183,783.03	3,441.77	68,656.98	507,883.19	0.00	(1,575.61)	(711,448.37)	(46,061.82)	0.00	1,210,688	0.00	214,049.51
1801 Mtg Revenue Bond	13,615.44	0.00	0.00	0.00	0.00	0.00	0.00	0.00	0.00	0.00	0.00	0.00	13,615.44
1803 * Juvenile Justice Center	0.69	85,903.61	18.30	47,926.75	0.00	0.00	0.00	(132,889.16)	0.00	0.00	(836.92)	0.00	23.27
1804 * Solid Waste Contract Fund	0.00	0.00	0.00	202,988.84	0.00	0.00	0.00	(202,988.84)	0.00	0.00	0.00	0.00	0.00
1805 * Sales Tax/Public Safety Fund	386,884.49	204,377.28	59.78	626.11	0.00	0.00	0.00	(63,195.71)	(49,980.29)	0.00	(4,054.98)	0.00	474,706.68
1806 * Jeff Co Adult Jail Medical Fund	62,085.23	0.00	0.00	102.15	0.00	0.00	0.00	0.00	0.00	0.00	(2.04)	0.00	62,185.34
1808 * Environmental Enforcement Officer	1,200.28	70.14	0.00	1.44	0.00	0.00	0.00	(815.80)	0.00	0.00	(0.03)	0.00	456.03
1809 * FINS & Truancy Fund	76,741.14	26,386.02	0.00	15,140.60	0.00	0.00	0.00	(11,505.83)	0.00	0.00	(2.81)	0.00	106,769.12
1810 * Jury Fees Fund	996.18	7,050.00	0.00	19,005.90	0.00	0.00	0.00	(20,000.00)	0.00	0.00	(0.04)	0.00	7,052.04
1811 * Postage Fund	4,314.51	0.00	0.00	0.00	0.00	0.00	0.00	0.00	0.00	0.00	0.00	0.00	4,314.51
1812 * Solid Waste	233,152.26	128,970.63	0.00	359.00	0.00	0.00	0.00	(21,333.53)	(202,988.84)	0.00	(2,566.59)	0.00	135,562.93
1813 * Jeff. Co. Adult Jail Fund	3.04	142,358.02	170.00	87,950.63	0.00	0.00	0.00	(226,838.39)	(951.93)	0.00	(2,654.84)	0.00	36.53
1814 Jeff Co Emergency Reserve Fund	30,624.04	0.00	0.00	0.00	0.00	0.00	0.00	0.00	0.00	0.00	0.00	0.00	30,624.04
1815 * Jeff Co Hosp Insurance	7,276.02	1,140.59	0.00	11.62	0.00	0.00	0.00	(1,037.82)	0.00	0.00	(0.23)	0.00	7,390.18
1816 Stop-Loss Insurance	2,436.21	0.00	0.00	0.00	0.00	0.00	0.00	0.00	0.00	0.00	0.00	0.00	2,436.21
1817 * Jeff Co Workers Comp	32,821.40	0.00	0.00	54.00	0.00	0.00	0.00	0.00	0.00	0.00	(1.08)	0.00	32,874.32
1818 * Jeff Co Unemploy Insurance	120.30	0.00	0.00	1,530.80	0.00	0.00	0.00	(1,530.28)	0.00	0.00	(0.01)	0.00	120.81
1819 * District Court Fund	29,077.60	98.87	0.00	2,108.77	0.00	0.00	0.00	(31,263.75)	0.00	0.00	(0.43)	0.00	21.06
1900 ** Tri-Co Drug Task Force Grant Fund	58,494.97	8,650.97	0.00	0.00	0.00	0.00	(4,250.78)	(3,919.62)	0.00	0.00	0.00	0.00	58,975.54
1901 ** Fins & Truancy Grant Fund	22,853.26	36.30	0.00	0.00	0.00	0.00	0.00	(3,940.53)	0.00	0.00	0.00	0.00	18,949.03
2000 * County Road	879,972.17	249,393.88	0.00	1,693.80	224,328.80	0.00	0.00	(534,201.00)	0.00	0.00	(8,954.68)	0.00	811,429.59
3000 * Co. Treasurers Automation Fund	42,090.86	0.00	0.00	4,030.41	0.00	0.00	0.00	(1,083.47)	0.00	0.00	(1.40)	0.00	45,036.40
3001 *Collectors Auto Fund	117,175.39	0.00	0.00	182.44	0.00	0.00	0.00	(240.00)	0.00	0.00	(3.85)	0.00	117,123.98
3002 * Circuit Court Automation Fund	13,103.24	793.09	0.00	21.30	0.00	0.00	0.00	(1,467.98)	0.00	0.00	(16.29)	0.00	12,433.36
3004 Assessor's Amendment 79 Fund	48,261.14	0.00	0.00	79.40	0.00	0.00	0.00	0.00	0.00	0.00	(1.59)	0.00	48,338.95
3005 County Clerks Cost Fund	13,913.09	1,273.95	0.00	24.81	0.00	0.00	0.00	0.00	0.00	0.00	(25.98)	0.00	15,185.87
3006 *Recorders Cost Fund	64,563.92	25,065.25	0.00	107.45	0.00	0.00	0.00	(42,223.81)	0.00	0.00	(503.21)	0.00	47,009.60
3008 * Co Library	847,018.06	613.79	0.00	1,297.91	82,366.39	0.00	0.00	(147,750.00)	0.00	0.00	1,685.57)	0.00	781,860.58
3012 Child Support Cost Fund	3,821.93	27.00	0.00	0.00	0.00	0.00	0.00	0.00	0.00	0.00	(0.54)	0.00	3,848.39

Jefferson County Treasurer

General Ledger Balances by Fund -- Month 10 (FY2017)

11/1/2017 2:29 PM
Report Code: 3 - Full

Parameters: Date Range: 10/1/2017-10/31/2017 Selected Funds: 131 Summary

Fund - Revenue Code	Beginning Balance	Cash Receipts	Void Checks	Transfer In	Tax Transfer In	Com Earned	Void Receipts	Warrants Paid	Transfer Out	Tax Transfer Out	Com Charged	Other Checks	Ending Balance
3017 Detention Facilities M & O Fund	1,062,079.00	196,645.31	0.00	0.00	0.00	0.00	0.00	0.00	(87,913.35)	0.00	(3,932.91)	0.00	1,166,878.05
3019 * Boating Sfty & Enforcement	2,372.16	1,271.53	0.00	4.16	0.00	0.00	0.00	(3,313.00)	0.00	0.00	(0.08)	0.00	334.77
3020 * Emergency 9-1-1 Fund	0.18	12,724.35	0.00	3.61	0.00	0.00	0.00	0.00	(12,470.05)	0.00	(254.55)	0.00	3.54
3022 * Emergency Vehicle Fund	47,392.10	2,020.00	0.00	79.32	0.00	0.00	0.00	(30,000.00)	0.00	0.00	(41.99)	0.00	19,449.43
3025 * Pros Atty Victim Witness	146,585.31	1,938.71	0.00	7,700.37	0.00	0.00	0.00	(1,219.55)	(2,483.75)	0.00	(43.78)	0.00	152,457.30
3026 *Indigent Criminal Defense Fund	187,018.83	4,365.73	0.00	927.70	0.00	0.00	0.00	(2,833.49)	0.00	0.00	(93.64)	0.00	189,389.13
3027 District Court Cost	54,823.42	1,189.82	0.00	7,552.48	0.00	0.00	0.00	0.00	0.00	0.00	(25.81)	0.00	63,539.91
3028 * Adult Drug Ct Fund	39,680.29	0.00	0.00	65.29	0.00	0.00	0.00	0.00	0.00	0.00	(1.31)	0.00	39,744.27
3031 Circuit Ct Juve Div/Juve Pro Fee Fund	11,897.95	3,876.50	0.00	17.85	0.00	0.00	0.00	0.00	0.00	0.00	(77.89)	0.00	714.41
3032 Juvenile Ct Representation	4,904.60	0.00	0.00	0.00	0.00	0.00	0.00	(15,000.00)	0.00	0.00	0.00	0.00	4,904.60
3036 *Recycling Fund	122,016.93	0.00	285.00	190.59	0.00	0.00	0.00	0.00	0.00	0.00	(3.81)	0.00	110,104.67
3039 Circuit Clerk Commission Fund	9,108.65	80.43	0.00	15.11	0.00	0.00	0.00	0.00	0.00	0.00	(1.91)	0.00	9,202.28
3042 Assessor's Late Assessment Fee Fund	0.00	0.00	0.00	0.00	0.00	0.00	0.00	0.00	0.00	0.00	0.00	0.00	0.00
3401 * Juvenile Justice Education	360,817.02	97,346.03	0.00	698.55	0.00	0.00	0.00	(44,347.15)	0.00	0.00	(13.97)	0.00	414,500.48
3402 * Reserve Fund-Rural Fire Protection	60,010.00	0.00	0.00	0.00	0.00	0.00	0.00	0.00	0.00	0.00	0.00	0.00	60,010.00
3403 * MECA (Metro Emer Comm Assn)	218,282.62	70,840.43	363.18	70,884.86	0.00	0.00	0.00	(113,960.10)	0.00	0.00	(6.92)	0.00	246,404.07
3404 9-1-1 Emergency Sys Reserve	209,720.07	0.00	0.00	345.05	0.00	0.00	0.00	0.00	0.00	0.00	(6.90)	0.00	210,058.22
3405 9-1-1 CMRS Fund	176,520.98	0.00	0.00	288.54	0.00	0.00	0.00	0.00	(35,550.00)	0.00	(5.77)	0.00	141,253.75
3409 Jail Operation Fund	94,488.97	10,527.23	0.00	397.11	0.00	0.00	0.00	0.00	0.00	0.00	(213.96)	0.00	105,199.35
3410 Judicial Enhancement	1,177.80	0.00	0.00	1.94	0.00	0.00	0.00	0.00	0.00	0.00	(0.04)	0.00	1,179.70
3411 * Economic Development Sales Tax	0.00	589,935.92	0.00	0.00	0.00	0.00	(294,967.96)	0.00	0.00	0.00	0.00	0.00	0.00
3412 1st Div Ct Ct Jury Assess Fee	0.00	0.00	0.00	0.00	0.00	0.00	0.00	0.00	0.00	0.00	0.00	0.00	0.00
3414 Waste Tire Felty Closure Cost Fund	3,740.00	0.00	0.00	0.00	0.00	0.00	0.00	0.00	0.00	0.00	0.00	0.00	3,740.00
3501 * Courthouse Sec Fund	0.00	0.00	0.00	0.00	0.00	0.00	0.00	0.00	0.00	0.00	0.00	0.00	0.00
3502 * Victims Of Crime Fund	7,805.86	6,353.71	0.00	2,483.75	0.00	0.00	0.00	(11,248.52)	0.00	0.00	0.00	0.00	5,394.80
3505 ** JC Drug Ct Accountability Grrnt Fund	53,599.75	60.00	0.00	0.00	0.00	0.00	(30.00)	(790.78)	0.00	0.00	0.00	0.00	52,838.97
3506 **Fire Prevention & Safety Fund	0.68	0.00	0.00	0.00	0.00	0.00	0.00	0.00	0.00	0.00	0.00	0.00	0.68
3508 * Organized Crime Enf (Old LLEBG)	68,620.02	4,316.35	0.00	0.00	0.00	0.00	0.00	0.00	0.00	0.00	0.00	0.00	72,936.37
3509 *Justice Equitable Sharing Program Grant	144,873.57	0.00	0.00	0.00	0.00	0.00	0.00	0.00	0.00	0.00	0.00	0.00	144,873.57

Jefferson County Treasurer

General Ledger Balances by Fund -- Month 10 (FY2017)

Parameters: Date Range: 10/1/2017-10/31/2017 Selected Funds: 131 Summary

Fund - Revenue Code	Beginning Balance	Cash Receipts	Void Checks	Transfer In	Tax In	Transfer In	Com Earned	Receipts	Void	Warrants Paid	Transfer Out	Tax Transfer Out	Com Charged	Other Checks	Ending Balance
3510 * Recycling Res Recovery Grant Fund	33,668.22	0.00	0.00	0.00	0.00	0.00	0.00	0.00	0.00	(6,822.74)	0.00	0.00	0.00	0.00	26,845.48
3512 *E-Waste Grant Fund	0.00	0.00	0.00	0.00	0.00	0.00	0.00	0.00	0.00	0.00	0.00	0.00	0.00	0.00	0.00
4800 * Jeff Co Construction	46,428.02	0.00	0.00	76.39	0.00	0.00	0.00	0.00	0.00	0.00	0.00	0.00	(1.53)	0.00	46,502.88
4801 * Jeff Co Courthouse Bldg	516.37	0.00	0.00	0.85	0.00	0.00	0.00	0.00	0.00	0.00	0.00	0.00	(0.02)	0.00	517.20
5800 Co Library - Capt Imp	43,303.38	0.00	0.00	0.00	19,489.81	0.00	0.00	0.00	0.00	0.00	0.00	0.00	(389.80)	0.00	62,403.39
6000 Treasurer's Commission	0.00	0.00	0.00	0.00	0.00	0.00	51,045.59	0.00	0.00	(51,045.59)	0.00	0.00	0.00	0.00	0.00
6002 10% Holdback	1,183,132.70	0.00	0.00	2,778.34	580,401.18	0.00	0.00	0.00	0.00	0.00	0.00	0.00	0.00	0.00	1,766,312.22
6003 Property Tax Relief Fund	0.00	1,273.76	0.00	0.00	0.00	0.00	0.00	0.00	0.00	0.00	0.00	(1,273.76)	0.00	0.00	0.00
6004 Delinquent Personal Tax	0.00	0.00	0.00	0.00	51,435.24	0.00	0.00	0.00	0.00	0.00	0.00	(51,435.24)	0.00	0.00	0.00
6005 Delinquent Real Estate Tax	0.00	0.00	0.00	0.00	33,000.90	0.00	0.00	0.00	0.00	0.00	0.00	(33,000.90)	0.00	0.00	0.00
6007 State Land Redemption	0.00	42,055.96	0.00	0.00	0.00	0.00	0.00	0.00	0.00	0.00	0.00	(42,050.96)	0.00	0.00	5.00
6009 * Law Library	52,993.32	5,491.40	0.00	1,036.80	0.00	0.00	0.00	0.00	0.00	(6,017.73)	0.00	0.00	(111.67)	0.00	53,392.12
6010 Jefferson Co. Admin Of Justice	0.00	39,797.18	0.00	0.00	0.00	0.00	0.00	0.00	0.00	0.00	(33,474.04)	0.00	(795.94)	(5,527.20)	0.00
6011 Interest Earned	0.00	13,460.40	0.00	0.00	0.00	0.00	0.00	0.00	0.00	0.00	(13,460.40)	0.00	0.00	0.00	0.00
6013 Common School - Unapportioned	0.00	44.30	0.00	0.00	0.00	0.00	0.00	0.00	0.00	0.00	0.00	0.00	0.00	0.00	44.30
6016 County Fire Protection Premium Tax Fund	0.00	18,296.71	0.00	0.00	0.00	0.00	0.00	0.00	0.00	0.00	0.00	0.00	0.00	(18,296.71)	0.00
6017 Co Sheriff's Office Fund	0.00	13,442.42	0.00	0.00	0.00	0.00	0.00	0.00	0.00	0.00	0.00	0.00	0.00	(13,442.42)	0.00
6400 Advance Tax Collector	5,368,543.87	18,183,334.17	0.00	0.00	5,814,177.03	0.00	0.00	0.00	0.00	0.00	(11,741,055.07)	0.00	0.00	0.00	17,625,000.00
6407 Delinquent Lot Clearance	0.00	0.00	0.00	0.00	24.44	0.00	0.00	0.00	0.00	0.00	0.00	(24.44)	0.00	0.00	0.00
6408 Delinquent Utility Tax	0.00	0.00	0.00	0.00	0.00	0.00	0.00	0.00	0.00	0.00	0.00	0.00	0.00	0.00	0.00
6409 Delinquent Improvement Tax	0.00	0.00	0.00	0.00	125.22	0.00	0.00	0.00	0.00	0.00	0.00	(125.22)	0.00	0.00	0.00
6410 Tax Protest Fund	0.00	0.00	0.00	0.00	0.00	0.00	0.00	0.00	0.00	0.00	0.00	0.00	0.00	0.00	0.00
6600 Pine Bluff - General	1.43	6,664.89	198,884.64	85.84	194,995.77	0.00	0.00	(1,203.19)	0.00	0.00	0.00	0.00	(509.48)	(397,634.09)	1,285.81
6601 Pine Bluff - Road	0.41	1,999.48	59,639.12	25.75	58,472.37	0.00	0.00	(360.96)	0.00	0.00	0.00	0.00	(152.76)	(119,237.66)	385.75
6602 Pine Bluff - Library	0.44	2,132.78	63,615.06	27.47	62,370.54	0.00	0.00	(385.02)	0.00	0.00	0.00	0.00	(162.97)	(127,186.84)	411.46
6603 Pine Bluff - Policemen	0.27	1,332.98	39,710.94	17.16	38,933.01	0.00	0.00	(240.64)	0.00	0.00	0.00	0.00	(101.73)	(79,394.83)	257.16
6604 Pine Bluff - Firemen	0.27	1,332.98	39,710.94	17.16	38,933.01	0.00	0.00	(240.64)	0.00	0.00	0.00	0.00	(101.73)	(79,394.83)	257.16
6605 Pine Bluff - Bonds	0.00	0.00	0.00	0.00	0.00	0.00	0.00	0.00	0.00	0.00	0.00	0.00	0.00	0.00	0.00
6606 Pine Bluff - Capt Imp	0.00	1,443.84	168,589.00	0.00	171,332.38	0.00	0.00	(721.92)	0.00	0.00	0.00	0.00	(430.13)	(339,493.05)	720.12


Jefferson County Treasurer

General Ledger Balances by Fund -- Month 10 (FY2017)

Parameters: Date Range: 10/1/2017-10/31/2017 Selected Funds: 131 Summary

Fund - Revenue Code	Beginning Balance	Cash Receipts	Void Checks	Transfer In	Tax Transfer In	Com Earned	Void Receipts	Warrants Paid	Transfer Out	Tax Transfer Out	Com Charged	Other Checks	Ending Balance
6610 Altheimer - General	0.04	0.00	1,061.38	0.45	1,064.20	0.00	0.00	0.00	0.00	0.00	(2.66)	(2,122.96)	0.46
6611 Altheimer - Road	0.01	0.00	318.42	0.13	319.27	0.00	0.00	0.00	0.00	0.00	(0.79)	(636.91)	0.13
6620 Humphrey - General	0.07	0.00	277.28	0.11	279.22	0.00	0.00	0.00	0.00	0.00	(0.70)	(555.81)	0.11
6630 Redfield - General	0.01	0.00	5,640.09	2.38	5,656.01	0.00	0.00	0.00	0.00	0.00	(14.15)	(11,282.03)	2.37
6631 Redfield - Road	0.02	0.00	1,692.03	0.71	1,696.81	0.00	0.00	0.00	0.00	0.00	(4.24)	(3,384.62)	0.71
6640 Sherrill - General	0.00	0.00	85.36	0.04	85.13	0.00	0.00	0.00	0.00	0.00	(0.24)	(170.26)	0.04
6650 Wabbaseka - General	0.00	0.00	191.05	0.09	190.44	0.00	0.00	0.00	0.00	0.00	(0.54)	(380.95)	0.09
6660 White Hall - General	0.49	0.00	28,687.21	11.87	28,756.47	0.00	0.00	0.00	0.00	0.00	(72.05)	(57,372.15)	11.84
6661 White Hall - Road	0.15	0.00	8,606.17	3.56	8,626.94	0.00	0.00	0.00	0.00	0.00	(21.61)	(17,211.66)	3.55
6700 Pine Bluff SD 3	8.71	781,019.72	1,276,881.50	552.10	1,265,687.42	0.00	0.00	(757,328.73)	0.00	0.00	(3,271.25)	(2,552,989.22)	10,560.25
6710 Dollarway SD 2	36,006.47	448,733.50	732,550.38	310.79	667,958.12	0.00	(10,034.62)	(406,258.02)	0.00	0.00	(1,747.84)	(1,465,208.77)	310.01
6720 Altheimer Unified SD 22	0.01	0.01	0.00	0.00	0.00	0.00	0.00	(0.01)	0.00	0.00	0.00	(0.01)	0.00
6730 Watson Chapel SD 24	3.21	236,228.08	319,527.31	136.38	312,803.00	0.00	0.00	(228,844.23)	0.00	0.00	(809.59)	(636,908.12)	136.04
6740 White Hall SD 27	7.26	1,031,718.46	1,617,734.81	681.20	1,621,855.03	0.00	0.00	(1,031,718.46)	0.00	0.00	(4,056.33)	(3,235,542.47)	679.50
6750 Humphrey-DeWitt SD	0.36	13,505.76	20,528.75	8.70	20,582.54	0.00	0.00	(13,505.76)	0.00	0.00	(51.49)	(41,060.18)	8.68
6760 Arkansas Co SD 1	0.00	0.00	0.00	0.00	0.00	0.00	0.00	0.00	0.00	0.00	0.00	0.00	0.00
6800 Cousart Bayou	0.01	0.00	0.00	1.74	4,101.57	0.00	0.00	-0.00	0.00	0.00	(5.13)	(4,096.45)	1.74
6801 Drainage District #4	0.02	0.00	0.00	0.00	0.00	0.00	0.00	0.00	0.00	0.00	0.00	0.00	0.02
6802 Drainage District #7	0.00	0.00	0.00	0.22	509.84	0.00	0.00	0.00	0.00	0.00	(0.64)	(509.20)	0.22
6803 Farrelly Lake Levee Dst	0.00	0.00	0.00	0.54	1,284.79	0.00	0.00	0.00	0.00	0.00	(1.61)	(1,283.18)	0.54
6804 Five Forks Drainage Dst	0.14	0.00	0.00	0.01	26.55	0.00	0.00	0.00	0.00	0.00	(0.03)	(26.66)	0.01
6805 Flat Bayou Drainage Dst	0.00	0.00	0.00	1.08	2,542.36	0.00	0.00	0.00	0.00	0.00	(3.18)	(2,539.18)	1.08
6806 Frenchtown-Auburn Levee	0.00	0.00	0.00	0.79	1,872.35	0.00	0.00	0.00	0.00	0.00	(2.34)	(1,870.01)	0.79
6807 Grady-Gould Watershed	0.00	0.00	0.00	0.25	581.70	0.00	0.00	0.00	0.00	0.00	(0.71)	(580.99)	0.25
6808 Harding Drainage Imp Dst	0.01	0.00	0.00	0.73	1,710.06	0.00	0.00	0.00	0.00	0.00	(2.14)	(1,707.93)	0.73
6810 Levee District #3	0.00	0.00	0.00	0.11	265.05	0.00	0.00	0.00	0.00	0.00	(0.33)	(264.72)	0.11
6811 New Gascony Levee Dst	5.35	0.00	0.00	0.50	1,165.87	0.00	0.00	0.00	0.00	0.00	(1.46)	(1,169.76)	0.50
6812 Pinewood Sewer Imp Dst	0.02	0.00	0.00	0.23	553.50	0.00	0.00	0.00	0.00	0.00	(0.69)	(552.83)	0.23
6813 Plum Bayou Levee Dst	0.05	0.00	0.00	6.50	15,332.46	0.00	0.00	0.00	0.00	0.00	(19.17)	(15,313.35)	6.49

Jefferson County Treasurer



Vonysha Goodwin

Jefferson County Treasurer

TREASURER'S CERTIFICATION

I, Vonysha Goodwin, Treasurer of Jefferson County, Arkansas, do hereby certify that the following report is true and correct to the best of my knowledge and belief.

Vonysha Goodwin, Subscribed and sworn to before me
this the 1 day of December, 2017.

**JEFFERSON COUNTY
TREASURER'S REPORT
Financial Highlights
November, 2017**

** NEW COLUMN

	1/1/2017	11/30/2017	11/30/2016	2017	2016	DIFF(-)+ AT A GLANCE
ALL FUNDS COMBINED						
BALANCE	8,017,387.13	11,779,690.41	11,454,648.27			
RECEIPTS		10,047,663.98	10,019,920.03	88,834,317.85	86,174,342.21	2,659,975.64
EXPENDITURES		24,147,581.50	22,366,129.26	85,072,014.57	82,455,429.05	2,616,585.52
CO. GENERAL FUND-1000						
BALANCE	1,879,119.56	1,369,362.76	1,323,404.81			
REVENUE PROJECTIONS	9,760,050.00	9,760,050.00	10,561,031.00			
APPROPRIATION	8,687,626.27	8,887,323.44	9,494,269.46			
RECEIPTS		1,850,514.29	1,705,810.42	7,783,957.18	7,957,054.15	(173,096.97)
EXPENDITURES		695,201.04	868,175.60	8,296,170.11	8,346,638.78	(50,468.67)
AVAILABLE FOR APPROPRIATION		-103,278.44	10,658.44			
CO. ROAD FUND-2000						
BALANCE	1,002,307.73	1,332,602.56	1,122,486.48			
REVENUE PROJECTIONS	5,271,025.00	5,271,025.00	5,242,375.00			
APPROPRIATION	3,622,264.00	4,388,386.34	4,712,114.00			
RECEIPTS		977,653.22	833,230.48	4,414,396.87	4,081,366.90	333,029.97
EXPENDITURES		456,480.25	396,062.05	4,084,102.07	4,155,597.59	(71,495.52)
AVAILABLE FOR APPROPRIATION		355,536.16	6,023.50			
CO. ADULT JAIL FUND-1813						
BALANCE	13,471.21	3.40	1,059.02			
REVENUE PROJECTIONS	4,118,309.58	4,102,700.00	4,214,500.00			
APPROPRIATION	3,971,000.00	3,986,609.58	4,325,150.00			
RECEIPTS		383,328.66	223,550.10	3,526,591.14	3,241,844.80	284,746.34
EXPENDITURES		383,361.79	222,502.58	3,540,058.95	3,264,942.90	275,116.05
AVAILABLE FOR APPROPRIATION		-280,130.96	243500.00			
DISTRICT COURT FUND-1819						
BALANCE	0.01	0.00	0.00			
REVENUE PROJECTIONS	486,668.00	486,668.00	486,668.00			
APPROPRIATION	486,668.00	486,668.00	486,668.00			
RECEIPTS		31,105.96	72,557.13	398,153.94	438,462.50	(40,308.56)
EXPENDITURES		31,127.02	72,557.31	398,153.95	438,462.59	(40,308.64)
AVAILABLE FOR APPROPRIATION		0.00	0.00			
JUVENILE JUSTICE FUND-1803						
BALANCE	67,278.84	12,799.84	137,387.70			
REVENUE PROJECTIONS	1,556,102.32	1,556,100.00	1,793,816.20			
APPROPRIATION	1,550,000.00	1,550,002.32	1,550,000.00			
RECEIPTS		157,792.02	62,344.03	1,532,848.50	1,740,919.12	(208,070.62)
EXPENDITURES		145,015.45	128,234.29	1,587,327.50	1,621,230.99	(33,903.49)
AVAILABLE FOR APPROPRIATION		-149,510.23	0.00			
DETENTION FACILITIES M & O FUND-3017						
BALANCE	1,232,203.42	1,102,585.32	1,216,614.93			
REVENUE PROJECTIONS	2,636,000.00	2,636,000.00	3,013,966.20			
APPROPRIATION			3,013,966.20			
RECEIPTS		199,716.51	208,374.19	2,158,854.49	2,194,034.85	(35,180.36)
EXPENDITURES		264,009.24	141,228.12	2,088,566.18	2,333,750.92	(245,184.74)
AVAILABLE FOR APPROPRIATION			0.00			
PUBLIC SAFETY SALES TAX FUND-1805						
BALANCE	464,273.77	401,438.83	394,786.85			
REVENUE PROJECTIONS	2,730,500.00	2,730,500.00	2,628,000.00			
APPROPRIATION	1,828,340.52	2,058,369.41	2,360,963.59			
RECEIPTS		205,332.12	214,055.51	2,226,459.74	2,308,607.69	(82,147.95)
EXPENDITURES		278,599.97	133,997.90	2,289,294.68	2,228,682.71	60,611.97
AVAILABLE FOR APPROPRIATION		399,080.59	4236.41			
INTEREST EARNED-6011						
		2,004.54	1,815.13	38,419.72	46,614.68	(8,194.96)

Bank Ledger

Jefferson County Treasurer

Bank Name	Account Num	Last Transactio...	Balance (11/30/2017)
5001 - Simmons Bank	5001	11/30/2017	4,036,564.90
5003 - Relyance Bank	5003	11/30/2017	4,679,411.28
5005 - SFNB Federal Grants Account	5005	11/28/2017	113,714.23
5021 - SFNB Check/Warrant Account	5021	11/30/2017	0.00
5075 - SFNB T-Note; 2/26/2021 @1.125	5075	1/1/2017	500,000.00
5076 - SFNB T-Note; 3/30/21@ 1.00	5076	1/1/2017	500,000.00
5077 - SFNB T-Note; 3/30/21@ 1.125	5077	1/1/2017	500,000.00
5078 - SFNB T-Note; 4/28/21 @1.125	5078	1/1/2017	500,000.00
5079 - SFNB T-Note; 4/28/23 1.25 Step	5079	5/18/2017	450,000.00
5067 - SFNB T-Note; 7/26/24 @1.500	5067	1/1/2017	500,000.00
			Tot : \$11,779,690.41 ✓

General Ledger Balances by Fund -- Month 11 (FY2017)

12/1/2017 10:44 AM
Report Code: 3 - Full

Parameters: Date Range: 11/1/2017-11/30/2017 Selected Funds: 131 Summary

Fund - Revenue Code	Beginning Balance	Cash Receipts	Void Checks	Transfer In	Tax Transfer In	Com Earned	Void Receipts	Warrants Paid	Transfer Out	Tax Transfer Out	Com Charged	Other Checks	Ending Balance
1000 * County General Fund	214,049.51	138,569.03	117,690.11	135,355.86	1,576,988.75	0.00	(409.35)	(745,093.13)	(34,179.70)	0.00	(33,570.45)	(47.87)	1,369,362.76
1800 Mtg Revenue Bond	13,615.44	0.00	0.00	0.00	0.00	0.00	0.00	0.00	0.00	0.00	0.00	0.00	13,615.44
1803 * Juvenile Justice Center	23.27	46,077.42	164.16	111,714.60	0.00	0.00	0.00	(144,653.52)	0.00	0.00	(626.09)	0.00	12,799.84
1804 * Solid Waste Contract Fund	0.00	0.00	0.00	203,033.90	0.00	0.00	0.00	(203,033.90)	0.00	0.00	0.00	0.00	0.00
1805 * Sales Tax/Public Safety Fund	474,706.68	205,279.73	0.00	52.39	0.00	0.00	0.00	(131,673.25)	(142,820.08)	0.00	(4,106.64)	0.00	401,438.83
1806 * Jeff Co Adult Jail Medical Fund	62,185.34	0.00	0.00	8.76	0.00	0.00	0.00	(759.42)	0.00	0.00	(0.18)	0.00	62,193.92
1808 * Environmental Enforcement Officer	456.03	5,998.52	384.77	2,500.21	0.00	0.00	0.00	(11,440.79)	0.00	0.00	(0.29)	0.00	2,196.82
1809 * FINS & Truancy Fund	106,769.12	0.00	0.00	14.65	0.00	0.00	0.00	(400.00)	0.00	0.00	(0.02)	0.00	101,725.98
1810 * Jury Fees Fund	7,052.04	0.00	0.00	0.97	0.00	0.00	0.00	0.00	0.00	0.00	0.00	0.00	6,652.99
1811 * Postage Fund	4,314.51	0.00	0.00	0.00	0.00	0.00	0.00	0.00	0.00	0.00	0.00	0.00	4,314.51
1812 * Solid Waste	135,562.93	122,201.66	0.00	17.62	0.00	0.00	0.00	(26,500.58)	(205,533.90)	0.00	(2,444.38)	0.00	23,303.35
1813 * Jeff. Co. Adult Jail Fund	36.53	123,310.28	775.33	260,018.38	0.00	0.00	0.00	(381,670.83)	0.00	0.00	(2,466.29)	0.00	3,400.00
1814 Jeff Co Emergency Reserve Fund	30,624.04	0.00	0.00	0.00	0.00	0.00	0.00	0.00	0.00	0.00	0.00	0.00	30,624.04
1815 * Jeff Co Hosp Insurance	7,390.18	1,125.79	0.00	0.95	0.00	0.00	0.00	(1,078.82)	0.00	0.00	(0.02)	0.00	7,438.08
1816 Stop-Loss Insurance	2,436.21	0.00	0.00	0.00	0.00	0.00	0.00	0.00	0.00	0.00	0.00	0.00	2,436.21
1817 * Jeff Co Workers Comp	32,874.32	0.00	0.00	4.63	0.00	0.00	0.00	0.00	0.00	0.00	(0.09)	0.00	32,878.86
1818 * Jeff Co Unemploy Insurance	120.81	0.00	0.00	0.02	0.00	0.00	0.00	0.00	0.00	0.00	0.00	0.00	120.83
1819 * District Court Fund	21.06	0.00	105.95	31,105.96	0.00	0.00	0.00	(31,232.98)	0.00	0.00	0.00	0.00	0.00
1900 ** Tri-Co Drug Task Force Grant Fund	58,975.54	0.00	0.00	0.00	0.00	0.00	0.00	(3,966.62)	0.00	0.00	0.00	0.00	55,008.92
1901 ** Fins & Truancy Grant Fund	18,949.03	0.00	0.00	0.00	0.00	0.00	0.00	(3,617.59)	0.00	0.00	0.00	0.00	15,331.44
2000 * County Road	811,429.59	322,261.94	3,380.06	186.46	657,351.40	0.00	(2,146.56)	(442,695.80)	0.00	0.00	(17,135.79)	(28.72)	1,332,602.56
3000 * Co. Treasurers Automation Fund	45,036.40	0.00	0.00	5,111.30	0.00	0.00	0.00	(438.05)	0.00	0.00	(0.13)	0.00	49,709.52
3001 *Collectors Auto Fund	117,123.98	0.00	0.00	16.37	0.00	0.00	0.00	(923.58)	0.00	0.00	(0.33)	0.00	116,216.44
3002 * Circuit Court Automation Fund	12,433.36	449.00	0.00	1.76	0.00	0.00	0.00	(4,240.19)	0.00	0.00	(9.02)	0.00	8,634.91
3004 Assessor's Amendment 79 Fund	48,338.95	0.00	0.00	6.81	0.00	0.00	0.00	0.00	0.00	0.00	0.00	0.00	48,345.62
3005 County Clerks Cost Fund	15,185.87	1,103.95	0.00	2.28	0.00	0.00	0.00	0.00	0.00	0.00	(22.13)	0.00	16,269.97
3006 *Recorders Cost Fund	47,009.60	26,060.00	0.00	6,562.62	0.00	0.00	0.00	(41,238.75)	0.00	0.00	(521.33)	0.00	37,872.14
3008 * Co Library	781,860.58	0.00	0.00	137.31	236,699.48	0.00	0.00	0.00	0.00	0.00	(4,736.74)	(13.40)	1,013,947.23
3012 Child Support Cost Fund	3,848.39	60.00	0.00	0.00	0.00	0.00	0.00	0.00	0.00	0.00	(1.20)	0.00	3,907.19

Jefferson County Treasurer

General Ledger Balances by Fund -- Month 11 (FY2017)

Parameters: Date Range: 11/1/2017-11/30/2017 Selected Funds: 131 Summary

Fund - Revenue Code	Beginning Balance	Cash Receipts	Void Checks	Transfer In	Tax Transfer In	Com Earned	Void Receipts	Warrants Paid	Transfer Out	Tax Transfer Out	Com Charged	Other Checks	Ending Balance
3017 Detention Facilities M & O Fund	1,169,878.05	199,716.51	0.00	0.00	0.00	0.00	0.00	0.00	(260,014.91)	0.00	(3,994.33)	0.00	1,102,585.32
3019 * Boating Sfty & Enforcement	334.77	0.00	0.00	0.05	0.00	0.00	0.00	0.00	0.00	0.00	0.00	0.00	334.82
3020 * Emergency 9-1-1 Fund	3.54	10,988.08	0.00	0.24	0.00	0.00	0.00	0.00	(10,771.84)	0.00	(2,976)	0.00	0.24
3022 * Emergency Vehicle Fund	19,449.43	1,530.00	0.00	2.94	0.00	0.00	0.00	0.00	0.00	0.00	(30.66)	0.00	20,951.71
3025 * Pros Atty Victim Witness	152,457.30	1,938.71	0.00	3,771.64	0.00	0.00	0.00	(6,894.88)	(8,632.10)	0.00	(39.19)	0.00	142,601.48
3026 *Indigent Criminal Defense Fund	189,389.13	5,131.26	0.00	337.00	0.00	0.00	0.00	(3,853.96)	0.00	0.00	(87.94)	0.00	191,115.49
3027 District Court Cost	63,539.91	1,189.82	0.00	3,776.04	0.00	0.00	0.00	0.00	0.00	0.00	(23.99)	0.00	66,466.78
3028 * Adult Drug Ct Fund	39,744.27	0.00	0.00	5.51	0.00	0.00	0.00	(1,280.34)	0.00	0.00	(0.11)	0.00	38,469.33
3031 Circuit Ct Juve DJV/Juve Pro Fee Fund	714.41	5,169.00	0.00	0.65	0.00	0.00	0.00	0.00	0.00	0.00	(103.39)	0.00	5,780.67
3032 Juvenile Ct Representation	4,904.60	0.00	0.00	0.00	0.00	0.00	0.00	0.00	0.00	0.00	0.00	0.00	4,904.60
3036 *Recycling Fund	110,104.67	20,428.73	0.00	16.37	0.00	0.00	0.00	0.00	0.00	0.00	(66.29)	0.00	109,882.41
3039 Circuit Clerk Commission Fund	9,202.28	200.00	0.00	0.99	0.00	0.00	0.00	(20,601.07)	0.00	0.00	(4.02)	0.00	4,399.25
3042 Assessor's Late Assessment Fee Fund	0.00	0.00	0.00	0.00	0.00	0.00	0.00	0.00	(5,000.00)	0.00	0.00	0.00	0.00
3401 * Juvenile Justice Education	414,500.48	96,816.37	0.00	65.13	0.00	0.00	0.00	(50,547.53)	0.00	0.00	(1.30)	0.00	460,833.15
3402 * Reserve Fund-Rural Fire Protection	60,010.00	0.00	0.00	0.00	0.00	0.00	0.00	0.00	0.00	0.00	0.00	0.00	60,010.00
3403 * MECA (Metro Emer Comm Assn)	246,404.07	67,298.30	0.00	0.00	0.00	0.00	0.00	(126,500.15)	0.00	0.00	(0.66)	0.00	256,076.26
3404 9-1-1 Emergency Sys Reserve	210,058.22	0.00	0.00	29.58	0.00	0.00	0.00	0.00	0.00	0.00	(0.59)	0.00	210,087.21
3405 9-1-1 CMRS Fund	141,253.75	0.00	0.00	19.72	0.00	0.00	0.00	0.00	(35,550.00)	0.00	(0.39)	0.00	105,723.08
3409 Jail Operation Fund	105,199.35	10,527.23	0.00	129.98	0.00	0.00	0.00	0.00	0.00	0.00	(210.86)	0.00	115,645.70
3410 Judicial Enhancement	1,179.70	0.00	0.00	0.17	0.00	0.00	0.00	0.00	0.00	0.00	0.00	0.00	1,179.87
3411 * Economic Development Sales Tax	0.00	299,574.76	0.00	0.00	0.00	0.00	0.00	(299,574.76)	0.00	0.00	0.00	0.00	0.00
3412 1st Div Cr Ct Jury Assess Fee	0.00	0.00	0.00	0.00	0.00	0.00	0.00	0.00	0.00	0.00	0.00	0.00	0.00
3414 Waste Tire Fclty Closure Cost Fund	3,740.00	0.00	0.00	0.00	0.00	0.00	0.00	0.00	0.00	0.00	0.00	0.00	3,740.00
3501 * Courthouse Sec Fund	0.00	15,000.00	0.00	0.00	0.00	0.00	0.00	0.00	(15,000.00)	0.00	0.00	0.00	0.00
3502 * Victims Of Crime Fund	5,394.80	7,183.12	0.00	8,632.10	0.00	0.00	0.00	(14,026.90)	0.00	0.00	0.00	0.00	7,183.12
3505 ** JC Drug Ct Accountability Grnt Fund	52,838.97	0.00	0.00	0.00	0.00	0.00	0.00	(9,465.78)	0.00	0.00	0.00	0.00	43,373.19
3506 **Fire Prevention & Safety Fund	0.68	0.00	0.00	0.00	0.00	0.00	0.00	0.00	0.00	0.00	0.00	0.00	0.68
3508 * Organized Crime Enf (Old LLEBG)	72,936.37	2,082.24	0.00	0.00	0.00	0.00	0.00	0.00	0.00	0.00	0.00	0.00	75,018.61
3509 *Justice Equitable Sharing Program Grant	144,873.57	1,215.38	0.00	0.00	0.00	0.00	0.00	0.00	0.00	0.00	0.00	0.00	146,088.95

Jefferson County Treasurer

General Ledger Balances by Fund -- Month 11 (FY2017)

Parameters: Date Range: 11/1/2017-11/30/2017 Selected Funds: 131 Summary

Fund - Revenue Code	Beginning Balance	Cash Receipts	Void Checks	Transfer In	Tax Transfer In	Com Earned	Void Receipts	Warrants Paid	Transfer Out	Tax Transfer Out	Com Charged	Other Checks	Ending Balance
3510 * Recycling Res Recovery Grant Fund	26,845.48	0.00	0.00	0.00	0.00	0.00	0.00	(8,863.24)	0.00	0.00	0.00	0.00	17,982.24
3512 * E-Waste Grant Fund	0.00	0.00	0.00	0.00	0.00	0.00	0.00	0.00	0.00	0.00	0.00	0.00	0.00
4800 * Jeff Co Construction	46,502.88	0.00	0.00	6.55	0.00	0.00	0.00	0.00	0.00	0.00	(0.13)	0.00	46,509.30
4801 * Jeff Co Courthouse Bldg	517.20	0.00	0.00	0.07	0.00	0.00	0.00	0.00	0.00	0.00	0.00	0.00	517.27
5800 Co Library - Capt Imp	62,403.39	0.00	0.00	0.00	41,986.80	0.00	0.00	0.00	0.00	0.00	(639.74)	0.00	103,550.45
6000 Treasurer's Commission	0.00	0.00	0.00	0.00	0.00	105,728.46	0.00	0.00	(105,728.46)	0.00	0.00	0.00	0.00
6002 10% Holdback	1,766,312.22	0.00	0.00	462.33	1,820,360.02	0.00	0.00	0.00	0.00	0.00	0.00	0.00	3,587,134.57
6003 Property Tax Relief Fund	0.00	0.00	0.00	0.00	0.00	0.00	0.00	0.00	0.00	0.00	0.00	0.00	0.00
6004 Delinquent Personal Tax	0.00	0.00	0.00	0.00	39,420.51	0.00	0.00	0.00	0.00	(39,420.51)	0.00	0.00	0.00
6005 Delinquent Real Estate Tax	0.00	0.00	0.00	0.00	114,559.12	0.00	0.00	0.00	0.00	(114,559.12)	0.00	0.00	0.00
6007 State Land Redemption	5.00	8,431.52	0.00	0.00	0.00	0.00	0.00	0.00	(9.60)	(8,426.92)	0.00	0.00	0.00
6009 * Law Library	53,392.12	5,491.40	0.00	483.92	0.00	0.00	0.00	(753.56)	0.00	0.00	(109.99)	0.00	58,503.89
6010 Jefferson Co. Admin Of Justice	0.00	22,395.06	0.00	0.00	0.00	0.00	0.00	0.00	(16,852.14)	0.00	(447.92)	(5,096.00)	0.00
6011 Interest Earned	0.00	2,004.54	0.00	0.00	0.00	0.00	(43.96)	0.00	(1,960.58)	0.00	0.00	0.00	0.00
6013 Common School - Unapportioned	44.30	0.00	0.00	0.00	0.00	0.00	0.00	0.00	0.00	0.00	0.00	0.00	44.30
6016 County Fire Protection Premium Tax Fund	0.00	0.00	0.00	0.00	0.00	0.00	0.00	0.00	0.00	0.00	0.00	0.00	0.00
6017 Co Sheriff's Office Fund	0.00	20,277.78	0.00	0.00	0.00	0.00	0.00	0.00	0.00	0.00	0.00	0.00	20,277.78
6400 Advance Tax Collector	17,625,000.00	799,830.31	0.00	0.00	18,270,667.92	0.00	0.00	0.00	(36,695,498.23)	0.00	0.00	0.00	0.00
6407 Delinquent Lot Clearance	0.00	0.00	0.00	0.00	36.65	0.00	0.00	0.00	0.00	(36.65)	0.00	0.00	0.00
6408 Delinquent Utility Tax	0.00	0.00	0.00	0.00	0.00	0.00	0.00	0.00	0.00	0.00	0.00	0.00	0.00
6409 Delinquent Improvement Tax	0.00	0.00	0.00	0.00	146.11	0.00	0.00	0.00	0.00	(146.11)	0.00	0.00	0.00
6410 Tax Protest Fund	0.00	0.00	0.00	0.00	0.00	0.00	0.00	0.00	0.00	0.00	0.00	0.00	0.00
6500 Pine Bluff - General	1,285.81	0.00	0.00	27.43	649,173.25	0.00	0.00	0.00	0.00	0.00	(1,623.01)	(648,836.12)	27.36
6501 Pine Bluff - Road	385.75	0.00	0.00	8.23	194,671.56	0.00	0.00	0.00	0.00	0.00	(496.68)	(194,570.65)	8.21
6502 Pine Bluff - Library	411.46	0.00	0.00	8.78	207,649.68	0.00	0.00	0.00	0.00	0.00	(519.14)	(207,542.02)	8.76
6503 Pine Bluff - Policemen	257.16	0.00	0.00	5.48	129,759.90	0.00	0.00	0.00	0.00	0.00	(324.41)	(129,692.66)	5.47
6504 Pine Bluff - Firemen	257.16	0.00	0.00	5.48	129,759.90	0.00	0.00	0.00	0.00	0.00	(324.41)	(129,692.66)	5.47
6505 Pine Bluff - Bonds	0.00	0.00	0.00	0.00	0.00	0.00	0.00	0.00	0.00	0.00	0.00	0.00	0.00
6506 Pine Bluff - Capt Imp	720.12	0.00	0.00	0.00	385,078.12	0.00	0.00	0.00	0.00	0.00	(962.70)	(384,835.54)	0.00

Jefferson County Treasurer

General Ledger Balances by Fund -- Month 11 (FY2017)

12/1/2017 10:18 AM
Report Code: 3 - Full

Parameters: Date Range: 11/1/2017-11/30/2017 Selected Funds: 131 Summary

Fund - Revenue Code	Beginning Balance	Cash Receipts	Void Checks	Transfer In	Tax Transfer In	Com Earned	Void Receipts	Warrants Paid	Transfer Out	Tax Transfer Out	Com Charged	Other Checks	Ending Balance
6610 Alzheimer - General	0.45	0.00	0.00	0.28	6,584.13	0.00	0.00	0.00	0.00	0.00	(16.46)	(6,568.12)	0.28
6611 Alzheimer - Road	0.13	0.00	0.00	0.08	1,975.24	0.00	0.00	0.00	0.00	0.00	(4.94)	(1,970.43)	0.08
6620 Humphrey - General	0.11	0.00	0.00	0.07	1,743.78	0.00	0.00	0.00	0.00	0.00	(4.36)	(1,739.53)	0.07
6630 Redfield - General	2.37	0.00	0.00	0.79	18,718.35	0.00	0.00	0.00	0.00	0.00	(46.79)	(18,673.93)	0.79
6631 Redfield - Road	0.71	0.00	0.00	0.24	5,615.51	0.00	0.00	0.00	0.00	0.00	(14.03)	(5,602.19)	0.24
6640 Sherrill - General	0.04	0.00	11.16	0.02	512.40	0.00	0.00	0.00	0.00	0.00	(1.28)	(522.32)	0.02
6650 Wabbaseka - General	0.09	0.00	0.00	0.06	1,482.11	0.00	0.00	0.00	0.00	0.00	(3.70)	(1,478.50)	0.06
6660 White Hall - General	11.84	0.00	0.00	5.19	123,142.06	0.00	0.00	0.00	0.00	0.00	(307.86)	(122,846.05)	5.18
6661 White Hall - Road	3.55	0.00	0.00	1.56	36,942.62	0.00	0.00	0.00	0.00	0.00	(92.37)	(36,863.80)	1.56
6700 Pine Bluff SD 3	10,560.25	3,716,779.28	0.00	262.53	6,214,577.52	0.00	0.00	(3,716,779.28)	0.00	0.00	(15,537.10)	(6,209,601.33)	261.87
6710 Dollarway SD 2	310.01	978,120.90	0.00	67.45	1,600,375.15	0.00	0.00	(978,120.90)	0.00	0.00	(4,001.12)	(1,596,684.21)	67.28
6720 Alzheimer Unified SD 22	0.00	0.01	0.00	0.00	0.00	0.00	0.00	(0.01)	0.00	0.00	0.00	0.00	0.00
6730 Watson Chapel SD 24	136.04	655,844.98	0.00	37.78	896,678.00	0.00	0.00	(655,844.98)	0.00	0.00	(2,241.78)	(894,572.35)	37.69
6740 White Hall SD 27	679.50	1,987,911.11	0.00	131.69	3,124,176.06	0.00	0.00	(1,987,911.11)	0.00	0.00	(7.8-0.77)	(3,117,045.12)	131.36
6750 Humphrey-DeWitt SD	8.68	114,688.15	0.00	7.36	174,754.13	0.00	0.00	(114,688.15)	0.00	0.00	(436.91)	(174,325.92)	7.34
6760 Arkansas Co SD 1	0.00	0.00	0.00	0.00	0.00	0.00	0.00	0.00	0.00	0.00	0.00	0.00	0.00
6800 Cousart Bayou	1.74	0.00	0.00	0.76	18,067.30	0.00	0.00	0.00	0.00	0.00	(22.58)	(18,046.46)	0.76
6801 Drainage District #4	0.02	0.00	0.00	0.06	1,492.59	0.00	0.00	0.00	0.00	0.00	1.87	(1,490.74)	0.06
6802 Drainage District #7	0.22	0.00	0.00	0.05	1,214.04	0.00	0.00	0.00	0.00	0.00	-1.52	(1,212.74)	0.05
6803 Farrelly Lake Levee Dst	0.54	0.00	0.00	0.61	14,390.99	0.00	0.00	0.00	0.00	0.00	(17.99)	(14,373.54)	0.61
6804 Five Forks Drainage Dst	0.01	0.00	0.00	0.16	3,706.51	0.00	0.00	0.00	0.00	0.00	(4.63)	(3,701.89)	0.16
6805 Flat Bayou Drainage Dst	1.08	0.00	0.00	0.26	6,145.65	0.00	0.00	0.00	0.00	0.00	(7.68)	(6,139.05)	0.26
6806 Frenchtown-Auburn Levee	0.79	0.00	0.00	0.63	14,926.76	0.00	0.00	0.00	0.00	0.00	(18.65)	(14,908.90)	0.63
6807 Grady-Gould Watershed	0.25	0.00	0.00	0.06	1,452.29	0.00	0.00	0.00	0.00	0.00	(1.81)	(1,450.73)	0.06
6808 Harding Drainage Imp Dst	0.73	0.00	9,762.75	0.39	6,012.25	0.00	0.00	0.00	0.00	0.00	(7.52)	(6,005.46)	9,763.14
6810 Levee District #3	0.11	0.00	0.00	0.08	1,955.79	0.00	0.00	0.00	0.00	0.00	(2.44)	(1,953.46)	0.08
6811 New Gascony Levee Dst	0.50	0.00	0.00	0.24	5,788.22	0.00	0.00	0.00	0.00	0.00	(7.24)	(5,781.48)	0.24
6812 Pinewood Sewer Imp Dst	0.23	0.00	0.00	0.12	2,859.79	0.00	0.00	0.00	0.00	0.00	(3.57)	(2,856.45)	0.12
6813 Plum Bayou Levee Dst	6.49	0.00	0.00	1.65	39,163.75	0.00	0.00	0.00	0.00	0.00	(48.95)	(39,121.29)	1.65

Jefferson County Treasurer


General Ledger Balances by Fund -- Month 11 (FY2017)

12/1/2017 10:18 AM
Report Code: 3 - Full

Parameters: Date Range: 11/1/2017-11/30/2017 Selected Funds: 131 Summary

Fund - Revenue Code	Beginning Balance	Cash Receipts	Void Checks	Transfer In	Tax Transfer In	Com Earned	Void Receipts	Warrants Paid	Transfer Out	Tax Transfer Out	Com Charged	Other Checks	Ending Balance
6814 Plum Bayou Irrigation Dst	0.22	0.00	0.00	0.10	2,420.46	0.00	0.00	0.00	0.00	0.00	(3.03)	(2,417.85)	0.10
6815 Salt Bayou Drainage Dst	0.64	0.00	0.00	0.23	5,454.61	0.00	0.00	0.00	0.00	0.00	(6.82)	(5,448.43)	0.23
6817 Sub Dst 1 - Bradley Slough	0.24	0.00	0.00	0.12	2,843.06	0.00	0.00	0.00	0.00	0.00	(3.55)	(2,839.75)	0.12
6818 Suburbia Sewer Imp #11	15,988.72	0.00	0.00	1.77	1,395.22	0.00	0.00	0.00	0.00	0.00	(1.74)	(5,703.00)	11,680.97
6819 Timber Tax	1.96	0.00	0.00	10.54	22,270.83	0.00	0.00	0.00	0.00	0.00	(27.85)	(22,254.54)	0.94
6820 Waterloo Drainage Dst	1.63	0.00	0.00	0.22	5,155.25	0.00	0.00	0.00	0.00	0.00	(6.44)	(5,150.44)	0.22
6821 Bayou Meto Water Mgmt Imp Dist	4.66	0.00	0.00	1.25	29,508.53	0.00	0.00	0.00	0.00	0.00	(36.88)	(29,476.31)	1.25
6822 Country Estates POJ Dist	0.00	0.00	0.00	0.00	0.00	0.00	0.00	0.00	0.00	0.00	0.00	0.00	0.00
6823 Sewer Improvement Dst #39	0.87	0.00	0.00	0.00	0.00	0.00	0.00	0.00	0.00	0.00	0.00	0.00	0.87
6824 Village At Redfield Project	0.11	0.00	0.00	0.02	516.62	0.00	0.00	0.00	0.00	0.00	(0.65)	(516.08)	0.02
6825 Long Lake Drrn Dst	0.72	0.00	23.04	0.00	10.80	0.00	0.00	0.00	0.00	0.00	(0.01)	(11.51)	23.04
6826 Linwood Moscow FD Residential	0.00	0.00	0.00	0.00	3,080.00	0.00	0.00	0.00	0.00	0.00	(4.00)	(3,076.00)	0.00
6827 Linwood Moscow FD Commercial	0.00	0.00	0.00	0.00	1,650.00	0.00	0.00	0.00	0.00	0.00	(2.15)	(1,647.85)	0.00
6828 Southeast FD Residential	0.00	0.00	0.00	0.00	2,520.00	0.00	0.00	0.00	0.00	0.00	(3.28)	(2,516.72)	0.00
6829 Southeast FD Commercial	0.00	0.00	0.00	0.00	2,500.00	0.00	0.00	0.00	0.00	0.00	(3.25)	(2,496.75)	0.00
Totals for All Funds	25,879,607.93	\$10,050,253.87	\$132,297.34	\$843,053.31	\$36,858,087.54	\$106,728.46	(\$2,599.89)	(\$10,170,164.40)	(\$843,053.31)	(\$36,858,087.54)	(\$106,728.46)	(\$14,109,714.44)	11,779,690.41

Jefferson County Treasurer



Vonysha Goodwin
Jefferson County Treasurer

TREASURER'S CERTIFICATION

I, Vonysha Goodwin, Treasurer of Jefferson County, Arkansas, do hereby certify that the following report is true and correct to the best of my knowledge and belief.

Vonysha Goodwin, Subscribed and sworn to before me
this the 4 day of January, 2018.

**JEFFERSON COUNTY
TREASURER'S REPORT
Financial Highlights
December, 2017**

** NEW COLUMN

	1/1/2017	12/31/2017	12/31/2016	2017	2016	DIFF(-)+ AT A GLANCE
ALL FUNDS COMBINED						
BALANCE	8,017,387.13	8,800,829.50	8,017,387.13			
RECEIPTS		2,804,498.37	2,234,498.82	91,638,816.22	88,408,841.03	3,229,975.19
EXPENDITURES		5,783,359.28	5,671,759.96	90,855,373.85	88,127,189.01	2,728,184.84
CO. GENERAL FUND-1000						
BALANCE	1,879,119.56	2,064,515.99	1,879,119.56			
REVENUE PROJECTIONS	9,927,642.38	9,760,050.00	10,561,031.00			
APPROPRIATION	8,687,626.27	9,095,364.55	9,561,649.06			
RECEIPTS		2,268,146.50	2,155,065.18	10,052,103.68	10,112,119.33	(60,015.65)
EXPENDITURES		1,572,993.27	1,599,350.43	9,869,163.38	9,945,989.21	(76,825.83)
AVAILABLE FOR APPROPRIATION		-160,486.41	-			
CO. ROAD FUND-2000						
BALANCE	1,002,307.73	1,340,328.76	1,002,307.73			
REVENUE PROJECTIONS	5,271,025.00	5,271,025.00	5,242,375.00			
APPROPRIATION	3,622,264.00	4,563,689.80	4,712,114.00			
RECEIPTS		385,122.75	364,086.21	4,799,519.62	4,445,453.11	354,066.51
EXPENDITURES		377,396.55	484,264.93	4,461,498.62	4,639,862.52	(178,363.90)
AVAILABLE FOR APPROPRIATION		180,232.70	6,023.50			
CO. ADULT JAIL FUND-1813						
BALANCE	13,471.21	12,005.76	13,471.21			
REVENUE PROJECTIONS	4,118,309.58	4,102,700.00	4,214,500.00			
APPROPRIATION	3,971,000.00	3,986,609.58	4,325,150.00			
RECEIPTS		301,723.90	359,464.59	3,828,315.04	3,601,309.39	227,005.65
EXPENDITURES		289,721.54	347,052.40	3,829,780.49	3,611,995.30	217,785.19
AVAILABLE FOR APPROPRIATION		-280,130.96	243500.00			
DISTRICT COURT FUND-1819						
BALANCE	0.01	1.22	0.01			
REVENUE PROJECTIONS	486,668.00	486,668.00	486,668.00			
APPROPRIATION	486,668.00	486,668.00	486,668.00			
RECEIPTS		35,534.91	33,053.80	433,688.85	471,516.30	(37,827.45)
EXPENDITURES		35,533.69	33,053.79	433,687.64	471,516.38	(37,828.74)
AVAILABLE FOR APPROPRIATION		0.00	0.00			
JUVENILE JUSTICE FUND-1803						
BALANCE	67,278.84	22,880.32	67,278.84			
REVENUE PROJECTIONS	1,556,102.32	1,556,100.00	1,793,816.20			
APPROPRIATION	1,550,000.00	1,550,002.32	1,550,000.00			
RECEIPTS		139,147.36	72,347.20	1,671,995.86	1,813,266.32	(141,270.46)
EXPENDITURES		129,066.88	142,456.06	1,716,394.38	1,763,687.05	(47,292.67)
AVAILABLE FOR APPROPRIATION		-149,510.23	0.00			
DETENTION FACILITIES M & O FUND-3017						
BALANCE	1,232,203.42	1,149,550.47	1,232,203.42			
REVENUE PROJECTIONS	2,636,000.00	2,636,000.00	3,013,966.20			
APPROPRIATION			3,013,966.20			
RECEIPTS		221,625.61	230,949.17	2,380,480.10	2,424,984.02	(44,503.92)
EXPENDITURES		174,660.46	215,360.68	2,263,226.64	2,549,111.60	(285,884.96)
AVAILABLE FOR APPROPRIATION			0.00			
PUBLIC SAFETY SALES TAX FUND-1805						
BALANCE	464,273.77	315,309.82	464,273.77			
REVENUE PROJECTIONS	2,730,500.00	2,730,500.00	2,628,000.00			
APPROPRIATION	1,828,340.52	2,058,369.41	2,360,963.59			
RECEIPTS		248,032.07	249,155.61	2,474,491.81	2,557,763.30	(83,271.49)
EXPENDITURES		334,161.08	179,668.69	2,623,455.76	2,408,351.40	215,104.36
AVAILABLE FOR APPROPRIATION		399,080.59	4236.41			
INTEREST EARNED-6011						
		1,131.92	1,019.45	39,551.64	47,634.13	(8,082.49)

Bank Ledger

Jefferson County Treasurer

Bank Name	Account Num	Last Transactio...	Balance (12/31/2017)
5001 - Simmons Bank	5001	12/31/2017	2,949,978.26
5003 - Relyance Bank	5003	12/31/2017	2,799,790.39
5005 - SFNB Federal Grants Account	5005	12/28/2017	101,060.85
5021 - SFNB Check/Warrant Account	5021	12/29/2017	0.00
5075 - SFNB T-Note; 2/26/2021 @1.125	5075	1/1/2017	500,000.00
5076 - SFNB T-Note; 3/30/21@ 1.00	5076	1/1/2017	500,000.00
5077 - SFNB T-Note; 3/30/21@ 1.125	5077	1/1/2017	500,000.00
5078 - SFNB T-Note; 4/28/21 @1.125	5078	1/1/2017	500,000.00
5079 - SFNB T-Note; 4/28/23 1.25 Step	5079	5/18/2017	450,000.00
5067 - SFNB T-Note; 7/26/24 @1.500	5067	1/1/2017	500,000.00
			Tot : \$8,800,829.50 ✓

General Ledger Balances by Fund -- Month 12 (FY2017)

Parameters:		Date Range:		Selected Funds:		131		Summary					
Fund - Revenue Code	Beginning Balance	Cash Receipts	Void Checks	Transfer In	Tax Transfer In	Com Earned	Void Receipts	Warrants Paid	Transfer Out	Tax Transfer Out	Com Charged	Other Checks	Ending Balance
1000 * County General Fund	1,369,362.76	136,678.43	17,845.36	185,782.52	1,948,722.50	0.00	(3,036.95)	(686,311.60)	(316,360.61)	(550,000.19)	(38,146.23)	0.00	2,064,515.99
1801 Mtg Revenue Bond	13,615.44	0.00	0.00	0.00	0.00	0.00	0.00	0.00	0.00	0.00	0.00	0.00	13,615.44
1803 * Juvenile Justice Center	12,799.84	13,165.50	203.00	125,981.86	0.00	0.00	0.00	(129,219.08)	0.00	0.00	(50.80)	0.00	22,880.32
1804 * Solid Waste Contract Fund	0.00	0.00	0.00	1.42	0.00	0.00	0.00	0.00	0.00	0.00	0.00	0.00	1.42
1805 * Sales Tax/Public Safety Fund	401,438.83	203,307.77	5,180.81	44,724.30	0.00	0.00	0.00	(136,273.70)	(199,001.42)	0.00	(4,066.77)	0.00	315,309.82
1806 * Jeff Co Adult Jail Medical Fund	62,193.92	0.00	0.00	11.75	0.00	0.00	0.00	(872.18)	0.00	0.00	0.00	0.00	1,324.96
1808 * Environmental Enforcement Officer	2,196.82	0.00	0.00	0.32	0.00	0.00	0.00	(14,683.47)	0.00	0.00	(0.22)	0.00	90,045.58
1809 * FINS & Truancy Fund	101,725.98	2,966.01	20.00	17.28	0.00	0.00	0.00	0.00	0.00	0.00	0.00	0.00	6,654.82
1810 * Jury Fees Fund	6,652.99	0.00	0.00	1.85	0.00	0.00	0.00	0.00	0.00	0.00	0.00	0.00	4,314.51
1811 * Postage Fund	4,314.51	0.00	0.00	0.00	0.00	0.00	0.00	0.00	0.00	0.00	0.00	0.00	4,314.51
1812 * Solid Waste	23,303.35	121,407.55	0.00	15,458.79	0.00	0.00	0.00	(22,445.42)	0.00	0.00	(2,428.40)	0.00	135,295.87
1813 * Jeff. Co. Adult Jail Fund	3.40	77,210.64	792.71	224,513.26	0.00	0.00	0.00	(289,064.32)	0.00	0.00	(1,449.93)	0.00	12,005.76
1814 Jeff Co Emergency Reserve Fund	30,624.04	0.00	0.00	0.00	0.00	0.00	0.00	0.00	0.00	0.00	0.00	0.00	30,624.04
1815 * Jeff Co Hosp Insurance	7,438.08	1,046.48	0.00	1.36	0.00	0.00	0.00	(1,078.82)	0.00	0.00	(0.02)	0.00	7,407.08
1816 Stop-Loss Insurance	2,436.21	0.00	0.00	0.00	0.00	0.00	0.00	0.00	0.00	0.00	0.00	0.00	2,436.21
1817 * Jeff Co Workers Comp	32,878.86	0.00	0.00	4.65	0.00	0.00	0.00	0.00	0.00	0.00	(0.08)	0.00	32,883.43
1818 * Jeff Co Unemploy Insurance	120.83	0.00	0.00	0.02	0.00	0.00	0.00	0.00	0.00	0.00	0.00	0.00	120.85
1819 * District Court Fund	0.00	0.00	0.00	35,534.91	0.00	0.00	0.00	(35,533.69)	0.00	0.00	0.00	0.00	1.22
1900 ** Tri-Co Drug Task Force Grant Fund	55,008.92	8,501.56	0.00	0.00	0.00	0.00	0.00	(3,852.83)	0.00	0.00	0.00	0.00	59,657.65
1901 ** Fins & Truancy Grant Fund	15,331.44	582.25	0.00	0.00	0.00	0.00	0.00	(3,298.25)	0.00	0.00	0.00	0.00	12,615.44
2000 * County Road	1,332,602.56	216,780.07	2,142.40	61,970.39	106,372.29	0.00	0.00	(373,465.28)	0.00	0.00	(6,073.67)	0.00	1,340,328.76
3000 * Co. Treasurers Automation Fund	49,709.52	0.00	0.00	17,716.35	0.00	0.00	0.00	(1,775.94)	(8,249.77)	0.00	(0.11)	0.00	57,400.05
3001 *Collectors Auto Fund	116,216.44	0.00	0.00	1,160.43	112,594.98	0.00	0.00	(23,167.49)	0.00	0.00	(2,252.15)	0.00	204,552.21
3002 * Circuit Court Automation Fund	8,634.91	950.21	0.00	96.05	0.00	0.00	0.00	(1,067.98)	0.00	0.00	(19.02)	0.00	8,594.17
3004 Assessor's Amendment 79 Fund	48,345.62	0.00	0.00	147.37	0.00	0.00	0.00	0.00	(8,305.43)	0.00	(0.11)	0.00	40,187.45
3005 County Clerks Cost Fund	16,269.97	58.00	0.00	142.99	0.00	0.00	0.00	0.00	0.00	0.00	(1.20)	0.00	16,469.76
3006 *Recorders Cost Fund	37,872.14	26,062.00	0.00	16,600.11	0.00	0.00	0.00	(38,940.12)	0.00	0.00	(521.33)	0.00	41,072.80
3008 * Co Library	1,013,947.23	0.00	0.00	6,913.99	37,177.20	0.00	0.00	(147,750.00)	0.00	0.00	(745.71)	0.00	909,542.71
3012 Child Support Cost Fund	3,907.19	70.00	0.00	7.19	0.00	0.00	0.00	0.00	0.00	0.00	(1.40)	0.00	3,982.98

Jefferson County Treasurer

General Ledger Balances by Fund -- Month 12 (FY2017)

Parameters: Date Range: 12/1/2017-12/31/2017 Selected Funds: 131 <input checked="" type="checkbox"/> Summary														
Fund - Revenue Code	Beginning Balance	Cash Receipts	Void Checks	Transfer In	Tax Transfer In	In	Com Earned	Void Receipts	Warrants Paid	Transfer Out	Tax Transfer Out	Com Charged	Other Checks	Ending Balance
3017 Detention Facilities M & O Fund	1,102,585.32	197,797.98	0.00	23,827.63	0.00	0.00	0.00	0.00	0.00	(170,704.50)	0.00	(3,955.96)	0.00	1,148,550.47
3019 * Boating Sfty & Enforcement	334.82	0.00	0.00	0.14	0.00	0.00	0.00	0.00	0.00	0.00	0.00	0.00	0.00	334.96
3020 * Emergency 9-1-1 Fund	0.24	120,719.39	0.00	1,465.04	0.00	0.00	0.00	(119,194.90)	0.00	(1,494.24)	0.00	(30.49)	0.00	1,465.04
3022 * Emergency Vehicle Fund	20,951.71	531.30	0.00	233.45	0.00	0.00	0.00	0.00	0.00	0.00	0.00	(10.68)	0.00	21,705.78
3025 * Pros Atty Victim Witness	142,601.48	1,938.71	0.00	6,784.05	0.00	0.00	0.00	(1,491.69)	0.00	(10,608.46)	0.00	(39.11)	0.00	139,184.98
3026 *Indigent Criminal Defense Fund	191,115.49	4,369.73	230.00	1,168.69	0.00	0.00	0.00	(7,077.93)	0.00	0.00	0.00	(87.84)	0.00	189,718.14
3027 District Court Cost	68,466.78	1,189.82	0.00	6,726.71	0.00	0.00	0.00	(320.27)	0.00	0.00	0.00	(23.97)	0.00	76,039.07
3028 * Adult Drug Ct Fund	38,469.33	4.80	0.00	15.84	0.00	0.00	0.00	0.00	0.00	0.00	0.00	(0.19)	0.00	38,489.78
3031 Circuit Ct Juve Div/Juve Pro Fee Fund	5,780.67	6,373.40	0.00	831.96	0.00	0.00	0.00	0.00	0.00	0.00	0.00	(127.50)	0.00	12,858.53
3032 Juvenile Ct Representation	4,904.60	0.00	0.00	0.00	0.00	0.00	0.00	0.00	0.00	0.00	0.00	0.00	0.00	4,904.60
3036 *Recycling Fund	109,882.41	4,000.55	90.00	657.57	0.00	0.00	0.00	(17,373.30)	0.00	(17,130.90)	0.00	(80.24)	0.00	80,046.09
3039 Circuit Clerk Commission Fund	4,399.25	99.30	0.00	17.95	0.00	0.00	0.00	0.00	0.00	0.00	0.00	(2.00)	0.00	4,514.50
3042 Assessor's Late Assessment Fee Fund	0.00	0.00	0.00	0.00	0.00	0.00	0.00	0.00	0.00	0.00	0.00	0.00	0.00	0.00
3401 * Juvenile Justice Education	460,833.15	0.00	0.00	79.81	0.00	0.00	0.00	0.00	(39,779.44)	0.00	0.00	(1.01)	0.00	421,132.51
3402 * Reserve Fund-Rural Fire Protection	60,010.00	0.00	0.00	0.00	0.00	0.00	0.00	0.00	0.00	0.00	0.00	0.00	0.00	60,010.00
3403 * MECA (Metro Emer Comm Assn)	256,076.26	2,310.30	0.00	37,194.28	0.00	0.00	0.00	(211,200.59)	0.00	(1,018.00)	0.00	(0.37)	0.00	83,361.88
3404 9-1-1 Emergency Sys Reserve	210,087.21	0.00	0.00	39.69	0.00	0.00	0.00	0.00	0.00	0.00	0.00	(0.48)	0.00	210,126.42
3405 9-1-1 CMRS Fund	105,723.08	118,980.47	0.00	5,654.34	0.00	0.00	0.00	0.00	0.00	(35,550.00)	0.00	(2,379.88)	0.00	192,428.01
3409 Jail Operation Fund	115,645.70	10,527.23	0.00	1,496.06	0.00	0.00	0.00	0.00	0.00	0.00	0.00	(210.83)	0.00	127,458.16
3410 Judicial Enhancement	1,179.87	0.00	0.00	12.32	0.00	0.00	0.00	0.00	0.00	0.00	0.00	0.00	0.00	1,192.19
3411 * Economic Development Sales Tax	0.00	593,393.96	0.00	0.00	0.00	0.00	0.00	(296,696.98)	0.00	0.00	0.00	0.00	0.00	0.00
3412 1st Div Ct Jury Assess Fee	0.00	0.00	0.00	0.00	0.00	0.00	0.00	0.00	0.00	0.00	0.00	0.00	0.00	0.00
3414 Waste Tire Fclty Closure Cost Fund	3,740.00	0.00	0.00	0.00	0.00	0.00	0.00	0.00	0.00	0.00	0.00	0.00	0.00	3,740.00
3501 * Courthouse Sec Fund	0.00	0.00	140.73	0.00	0.00	0.00	0.00	0.00	(140.73)	0.00	0.00	0.00	0.00	0.00
3502 * Victims Of Crime Fund	7,183.12	11,233.43	0.00	10,608.46	0.00	0.00	0.00	0.00	(13,387.52)	0.00	0.00	0.00	0.00	15,637.49
3505 ** JC Drug Ct Accountability Grnt Fund	43,373.19	0.00	500.00	0.00	0.00	0.00	0.00	0.00	(15,086.11)	0.00	0.00	0.00	0.00	28,787.08
3506 **Fire Prevention & Safety Fund	0.68	0.00	0.00	0.00	0.00	0.00	0.00	0.00	0.00	0.00	0.00	0.00	0.00	0.68
3508 * Organized Crime Enf (Old LLEBG)	75,018.61	4,190.26	0.00	0.00	0.00	0.00	0.00	0.00	0.00	(20,173.70)	0.00	0.00	0.00	59,035.17
3509 *Justice Equitable Sharing Program Grant	146,088.95	0.00	0.00	0.00	0.00	0.00	0.00	0.00	(107,866.74)	0.00	0.00	0.00	0.00	38,222.21

Jefferson County Treasurer

General Ledger Balances by Fund -- Month 12 (FY2017)

Fund - Revenue Code	Beginning Balance	Cash Receipts	Void Checks	Transfer In	Tax Transfer In	Com Earned	Void Receipts	Warrants Paid	Transfer Out	Tax Transfer Out	Com Charged	Other Checks	Ending Balance
3510 * Recycling Res Recovery Grant Fund	17,982.24	0.00	0.00	0.00	0.00	0.00	0.00	(3,454.19)	0.00	0.00	0.00	0.00	14,528.05
3512 *E-Waste Grant Fund	0.00	0.00	0.00	0.00	0.00	0.00	0.00	0.00	0.00	0.00	0.00	0.00	0.00
4800 * Jeff Co Construction	46,509.30	0.00	0.00	0.00	0.00	0.00	0.00	0.00	0.00	0.00	0.00	0.00	46,517.99
4801 * Jeff Co Courthouse Bldg	517.27	0.00	0.00	8.80	0.00	0.00	0.00	0.00	0.00	0.00	(0.11)	0.00	517.37
5800 Co Library - Capt Imp	103,550.45	0.00	0.00	0.10	0.00	0.00	0.00	0.00	0.00	0.00	0.00	0.00	103,550.55
6000 Treasurer's Commission	0.00	0.00	0.00	1,152.42	6,585.40	70,352.08	0.00	0.00	0.00	0.00	0.00	0.00	77,039.48
6002 10% Holdback	3,587,134.57	0.00	0.00	405.66	461,461.08	0.00	0.00	0.00	(70,352.08)	(4,042,295.44)	0.00	0.00	0.00
6003 Property Tax Relief Fund	0.00	785.73	0.00	0.00	0.00	0.00	(392.86)	0.00	0.00	(392.87)	0.00	0.00	0.00
6004 Delinquent Personal Tax	0.00	0.00	0.00	0.00	141,546.92	0.00	0.00	0.00	0.00	(141,546.92)	0.00	0.00	0.00
6005 Delinquent Real Estate Tax	0.00	0.00	0.00	0.00	113,412.86	0.00	0.00	0.00	0.00	(113,412.86)	0.00	0.00	0.00
6007 State Land Redemption	0.00	13,397.44	0.00	0.00	0.00	0.00	0.00	0.00	0.00	(13,397.44)	0.00	0.00	0.00
6009 * Law Library	58,503.89	5,491.40	0.00	1,511.20	0.00	0.00	0.00	(12,244.11)	0.00	0.00	(109.95)	0.00	53,152.43
6010 Jefferson Co. Admin Of Justice	0.00	36,535.99	0.00	3,500.90	0.00	0.00	0.00	0.00	(29,572.47)	0.00	(730.72)	(6,232.80)	3,500.90
6011 Interest Earned	0.00	1,131.92	0.00	0.00	0.00	0.00	0.00	0.00	(1,131.92)	0.00	0.00	0.00	0.00
6013 Common School - Unapportioned	44.30	0.00	0.00	0.00	0.00	0.00	0.00	0.00	(44.30)	0.00	0.00	0.00	0.00
6016 County Fire Protection Premium Tax Fund	0.00	0.00	0.00	0.00	0.00	0.00	0.00	0.00	0.00	0.00	0.00	0.00	0.00
6017 Co Sheriff's Office Fund	0.00	23,899.51	0.00	0.00	0.00	0.00	0.00	0.00	0.00	0.00	0.00	(23,899.51)	0.00
6400 Advance Tax Collector	0.00	972,669.64	0.00	0.00	4,430,384.10	0.00	(9,428.67)	0.00	0.00	(5,178,625.07)	0.00	0.00	215,000.00
6407 Delinquent Lot Clearance	0.00	0.00	0.00	0.00	41.76	0.00	0.00	0.00	0.00	(41.76)	0.00	0.00	0.00
6408 Delinquent Utility Tax	0.00	0.00	0.00	0.00	0.00	0.00	0.00	0.00	0.00	0.00	0.00	0.00	0.00
6409 Delinquent Improvement Tax	0.00	0.00	0.00	0.00	2,963.67	0.00	0.00	0.00	0.00	(2,963.67)	0.00	0.00	0.00
6410 Tax Protest Fund	0.00	0.00	0.00	0.00	0.00	0.00	0.00	0.00	0.00	0.00	0.00	0.00	0.00
6600 Pine Bluff - General	27.36	0.00	0.00	2,691.69	119,268.96	0.00	0.00	0.00	0.00	0.00	(298.15)	(121,689.86)	0.00
6601 Pine Bluff - Road	8.21	0.00	0.00	804.90	36,344.25	0.00	0.00	0.00	0.00	0.00	(90.86)	(37,066.50)	0.00
6602 Pine Bluff - Library	8.76	0.00	0.00	857.81	38,166.04	0.00	0.00	0.00	0.00	0.00	(95.42)	(36,937.19)	0.00
6603 Pine Bluff - Policemen	5.47	0.00	0.00	534.40	23,815.56	0.00	0.00	0.00	0.00	0.00	(59.53)	(24,295.90)	0.00
6604 Pine Bluff - Firemen	5.47	0.00	0.00	534.40	23,815.56	0.00	0.00	0.00	0.00	0.00	(59.53)	(24,295.90)	0.00
6605 Pine Bluff - Bonds	0.00	0.00	0.00	0.00	0.00	0.00	0.00	0.00	0.00	0.00	0.00	0.00	0.00
6606 Pine Bluff - Capt Imp	0.00	0.00	0.00	1,462.33	69,967.36	0.00	0.00	0.00	0.00	0.00	(174.91)	(71,254.78)	0.00

Jefferson County Treasurer

General Ledger Balances by Fund -- Month 12 (FY2017)

Parameters: Date Range: 12/1/2017-12/31/2017 Selected Funds: 131 Summary

Fund - Revenue Code	Beginning Balance	Cash Receipts	Void Checks	Transfer In	Tax Transfer In	Com Earned	Void Receipts	Warrants Paid	Transfer Out	Tax Transfer Out	Com Charged	Other Checks	Ending Balance
6610 Alzheimer - General	0.28	0.00	0.00	29.52	1,472.39	0.00	0.00	0.00	0.00	0.00	(3.67)	(1,498.52)	0.00
6611 Alzheimer - Road	0.08	0.00	0.00	8.87	444.84	0.00	0.00	0.00	0.00	0.00	(1.13)	(452.66)	0.00
6620 Humphrey - General	0.07	0.00	0.00	8.19	223.16	0.00	0.00	0.00	0.00	0.00	(0.56)	(230.86)	0.00
6630 Redfield - General	0.79	0.00	0.00	107.60	5,183.01	0.00	0.00	0.00	0.00	0.00	(12.96)	(5,278.44)	0.00
6631 Redfield - Road	0.24	0.00	0.00	32.30	1,571.06	0.00	0.00	0.00	0.00	0.00	(3.93)	(1,599.67)	0.00
6640 Sherrill - General	0.02	0.00	0.00	2.96	98.49	0.00	0.00	0.00	0.00	0.00	(0.24)	(101.23)	0.00
6650 Wabbaseka - General	0.06	0.00	0.00	6.60	243.56	0.00	0.00	0.00	0.00	0.00	(0.61)	(249.61)	0.00
6660 White Hall - General	5.18	0.00	0.00	544.69	21,445.81	0.00	0.00	0.00	0.00	0.00	(53.62)	(21,942.06)	0.00
6661 White Hall - Road	1.56	0.00	0.00	163.47	6,494.27	0.00	0.00	0.00	0.00	0.00	(16.23)	(6,643.07)	0.00
6700 Pine Bluff SD 3	261.87	152,727.43	152,727.43	21,468.86	1,071,693.76	0.00	0.00	(305,454.86)	0.00	0.00	(2,679.29)	(1,090,745.20)	0.00
6710 Doliarway SD 2	67.28	37,103.72	37,103.72	6,112.22	294,581.55	0.00	0.00	(74,207.44)	0.00	0.00	(736.48)	(300,024.57)	0.00
6720 Altheimer Unified SD 22	0.00	0.00	0.00	4.37	0.00	0.00	0.00	(47,122.38)	0.00	0.00	0.00	(4.37)	0.00
6730 Watson Chapel SD 24	37.69	47,122.38	0.00	5,054.34	225,645.68	0.00	0.00	(47,122.38)	0.00	0.00	(564.16)	(230,173.55)	0.00
6740 White Hall SD 27	131.36	53,626.82	53,626.82	15,043.43	691,372.23	0.00	0.00	(107,253.64)	0.00	0.00	(1,728.47)	(704,818.55)	0.00
6750 Humphrey-DeWitt SD	7.34	2,629.92	2,629.92	461.18	22,722.27	0.00	0.00	(5,259.84)	0.00	0.00	(56.80)	(23,133.99)	0.00
6760 Arkansas Co SD 1	0.00	0.00	0.00	0.00	0.00	0.00	0.00	0.00	0.00	0.00	0.00	0.00	0.00
6800 Cousart Bayou	0.76	0.00	0.00	26.59	3,849.82	0.00	0.00	0.00	0.00	0.00	(4.92)	(3,872.25)	0.00
6801 Drainage District #4	0.06	0.00	0.00	2.28	175.90	0.00	0.00	0.00	0.00	0.00	(0.23)	(178.01)	0.00
6802 Drainage District #7	0.05	0.00	0.00	1.83	143.15	0.00	0.00	0.00	0.00	0.00	(0.18)	(144.85)	0.00
6803 Farrelly Lake Levee Dst	0.61	0.00	0.00	15.11	1,170.66	0.00	0.00	0.00	0.00	0.00	(1.52)	(1,184.86)	0.00
6804 Five Forks Drainage Dst	0.16	0.00	0.00	3.92	304.14	0.00	0.00	0.00	0.00	0.00	(0.40)	(307.82)	0.00
6805 Flat Bayou Drainage Dst	0.26	0.00	0.00	9.44	729.71	0.00	0.00	0.00	0.00	0.00	(0.95)	(738.46)	0.00
6806 Frenchtown-Auburn Levee	0.63	0.00	0.00	18.96	1,942.52	0.00	0.00	0.00	0.00	0.00	(2.51)	(1,959.60)	0.00
6807 Grady-Gould Watershed	0.06	0.00	0.00	2.63	439.38	0.00	0.00	0.00	0.00	0.00	(0.55)	(441.52)	0.00
6808 Harding Drainage Imp Dst	9,763.14	0.00	0.00	14.31	1,386.69	0.00	1,243.58	0.00	0.00	0.00	(1.78)	(12,405.94)	0.00
6810 Levee District #3	0.08	0.00	0.00	2.41	186.36	0.00	0.00	0.00	0.00	0.00	(0.24)	(188.61)	0.00
6811 New Gascony Levee Dst	0.24	0.00	0.00	6.44	497.27	0.00	0.00	0.00	0.00	0.00	(0.65)	(503.30)	0.00
6812 Pinewood Sewer Imp Dst	0.12	0.00	0.00	11.20	959.41	0.00	0.00	0.00	0.00	0.00	(1.25)	(969.48)	0.00
6813 Plum Bayou Levee Dst	1.65	0.00	0.00	62.88	5,353.15	0.00	0.00	0.00	0.00	0.00	(6.93)	(5,410.75)	0.00

Jefferson County Treasurer

General Ledger Balances by Fund -- Month 12 (FY2017)

Parameters: Date Range: 12/1/2017-12/31/2017 Selected Funds: 131 Summary

Fund - Revenue Code	Beginning Balance	Cash Receipts	Void Checks	Transfer In	Tax Transfer In	Com Earned	Void Receipts	Warrants Paid	Transfer Out	Tax Transfer Out	Com Charged	Other Checks	Ending Balance
6814 Plum Bayou Irrigation Dst	0.10	0.00	0.00	4.53	348.56	0.00	0.00	0.00	0.00	0.00	(0.45)	(352.74)	0.00
6815 Salt Bayou Drainage Dst	0.23	0.00	0.00	7.98	698.85	0.00	0.00	0.00	0.00	0.00	(0.90)	(706.16)	0.00
6817 Sub Dst 1 - Bradley Slough	0.12	0.00	0.00	4.50	603.28	0.00	0.00	0.00	0.00	0.00	(0.77)	(607.13)	0.00
6818 Suburbia Sewer Imp #11	11,680.97	0.00	0.00	5.66	323.84	0.00	0.00	0.00	0.00	0.00	(0.42)	0.00	12,010.05
6819 Timber Tax	0.94	0.00	0.00	30.26	1,889.02	0.00	0.00	0.00	0.00	0.00	(2.44)	(1,917.78)	0.00
6820 Waterloo Drainage Dst	0.22	0.00	0.00	10.64	855.64	0.00	0.00	0.00	0.00	0.00	(1.11)	(865.39)	0.00
6821 Bayou Meto Water Mgmt Imp Dist	1.25	0.00	0.00	42.06	3,722.29	0.00	0.00	0.00	0.00	0.00	(4.81)	(3,760.79)	0.00
6822 Country Estates POI Dist	0.00	0.00	0.00	0.00	0.00	0.00	0.00	0.00	0.00	0.00	0.00	0.00	0.00
6823 Sewer Improvement Dst #39	0.87	0.00	0.00	0.25	0.00	0.00	0.00	0.00	0.00	0.00	0.00	(1.12)	0.00
6824 Village At Redfield Project	0.02	0.00	0.00	10.14	1,043.61	0.00	0.00	0.00	0.00	0.00	(1.34)	(1,052.43)	0.00
6825 Long Lake Drn Dst	23.04	0.00	1.54	0.01	1.54	0.00	0.00	0.00	0.00	0.00	0.00	(26.13)	0.00
6826 Linwood Moscow FD Residential	0.00	0.00	0.00	3.56	(26.23)	0.00	0.00	0.00	0.00	0.00	(0.19)	(139.81)	(162.67)
6827 Linwood Moscow FD Commercial	0.00	0.00	0.00	1.98	299.49	0.00	0.00	0.00	0.00	0.00	(0.39)	(299.61)	1.47
6828 Southeast FD Residential	0.00	0.00	0.00	4.85	33.60	0.00	0.00	0.00	0.00	0.00	(0.24)	(179.76)	(141.55)
6829 Southeast FD Commercial	0.00	0.00	0.00	2.89	(88.00)	0.00	0.00	0.00	0.00	0.00	0.00	0.00	(85.11)
Totals for All Funds	11,779,690.41	\$3,233,569.00	\$321,600.40	\$896,423.67	\$10,042,676.22	\$70,352.08	(\$429,070.63)	(\$3,221,020.04)	(\$10,042,676.22)	(\$896,423.67)	(\$70,352.08)	(\$2,883,939.64)	8,800,829.50

Jefferson County Treasurer